








Changeover switch, classic, with thumb-grip, maintained, 2 positions, 1 N/O, cable (black) with m12a plug, 4 pole, 1 m





Powering Business Worldwide™

Part no. C22-WRK-K10-P5
 Catalog No. 186119

Delivery program

| | | | |
|---|--|---|---|
| Product range | | | RMQ compact solution |
| Basic function | | | Selector switch actuators |
| Single unit/Complete unit | | | Complete unit |
| Design | | | With thumb-grip maintained |
| Function: | | | |
| | | |  60° |
| Connection type | | | Cable (black) with M12A plug, 4 pole |
| Cable Length | | m | 1 |
| | | | 2 positions |
| Degree of Protection | | | IP66 (front) IP65 (on rear) |
| Front ring | | | Bezel: titanium |
| Connection to SmartWire-DT | | | no |
| Contacts | | | |
| N/O = Normally open | | | 1 N/O |
| Contact sequence | | |  |
| Contact travel  = Contact closed  = Contact open | | | |
| Contact diagram | | |  |

Technical data


| | | | |
|------------------------|--------------|-------------------|--|
| General | | | |
| Standards | | | IEC/EN 60947-5-1 VDE 0660 |
| Certifications | | | CE, UL, CSA |
| Lifespan, mechanical | Operations | x 10 ⁶ | > 1 |
| Operating frequency | Operations/h | |  2000 |
| Operating torque | | Nm |  0.3 |
| Plug tightening torque | | N/m | 1 |

| | | | |
|---|--|----|--|
| Tightening torque Threaded ring | | Nm | 2 |
| Climatic proofing | | | Damp heat, constant, to IEC 60068-2-78 Damp heat, cyclic, to IEC 60068-2-30 |
| Degree of Protection | | | IP66 (front) IP65 (on rear) |
| Mounting position | | | As required |
| Mechanical shock resistance, shock duration 11 ms | | g | > 30 |

Contacts

| | | | |
|---|-----------|------|--|
| Rated impulse withstand voltage | U_{imp} | V AC | 4000 |
| Rated insulation voltage | U_i | V | 250 |
| Overvoltage category/pollution degree | | | III/3 |
| Control circuit reliability | | | |
| At 17 V DC/7 mA | H_F | | N/O: 1 failure per 17×10^6 switching operations, statistically determined |
| Max. short-circuit protective device | | | |
| Fuse | gG/gL | A | 4 |
| Rated conditional short-circuit current | I_q | kA | 1 |

Switching capacity

| | | | |
|---------------------------|---|----|------|
| Rated operational current | I_e | A | |
| AC-15 | | | |
| 24 V | I_e | A | 4 |
| DC-13 | | | |
| 24 V | I_e | A | 3 |
| Cable characteristics | | | |
| Design | | | M12A |
| Cable Length | | m | 1 |
| Material characteristic | | | PUR |
| Diameter |  | mm | 4.7 |

Design verification as per IEC/EN 61439

| | | | |
|--|--|----|-----|
| Technical data for design verification | | | |
| Operating ambient temperature max. | | °C | -25 |
| Operating ambient temperature max. | | °C | 70 |

Technical data ETIM 6.0

| | | | |
|---|--|----|---------|
| Low-voltage industrial components (EG000017) / Selector switch, complete (EC001029) | | | |
| Electric engineering, automation, process control engineering / Low-voltage switch technology / Command and alarm device / Selector switch, complete unit (ecl@ss8.1-27-37-12-43 [ACN984008]) | | | |
| Number of switch positions | | | 2 |
| Type of control element | | | Toggle |
| Suitable for illumination | | | No |
| With lamp | | | No |
| Colour button | | | Black |
| Hole diameter | | mm | 22 |
| Width opening | | mm | 0 |
| Height meter opening | | mm | 0 |
| Switching function latching | | | Yes |
| Spring-return | | | No |
| Degree of protection (IP) | | | IP66 |
| Supply voltage | | V | 0 - 0 |
| Number of contacts as normally open contact | | | 1 |
| Number of contacts as normally closed contact | | | 0 |
| Number of contacts as change-over contact | | | 0 |
| Type of electric connection | | | - |
| With front ring | | | Yes |
| Material front ring | | | Plastic |
| Colour front ring | | | - |

Dimensions

