

SMART-CASE

Order data on pages 122-123

OKW
GEHÄUSE
SYSTEME



GOOD TO HOLD



THE PRODUCT

The idea of giving greater expression to ergonomic requirements was the starting point of the development of the SMART-CASE.

And so the design follows the touch sensation of the human being, thus facilitating natural sequences of hand movements.

Benefit from the outstanding balance between design and technical sophistication.

YOUR ADVANTAGE

Convincing ergonomics; unique design.

Ideal for remote controls, with cables or with battery compartment.

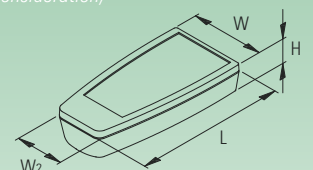
Cable glands for sizes M, L and XL for cables \varnothing 3.4 - 5.9 mm. Cable gland already included.

NEW: enclosures in colour black with black cable gland.

Max. size of PCB (L x W/W₂ in mm)

| | bottom part | top part |
|----|-------------|----------------------------|
| XS | 46 x 29/18 | — |
| M | 58 x 38/30 | 63 x 40/31 |
| L | 88 x 50/42 | 117 x 51/37 |
| XL | 127 x 60/50 | 78 x 60/56 + 50 x 55/47 |

(cutouts of pillars not taken into consideration)



detailed drawings see our website
www.okw.com

SMART-CASE

Order data on pages 122-123



APPLICATION PERFECTED



Protection class up to IP 65

With sealing (accessories) sizes L and XL versions without battery compartment.

YOUR ADVANTAGE

Optionally in material permeable to infra-red signals from stock. For utmost efficiency the front face is polished.

Recessed operating area to protect the membrane keyboard (M/L/XL).

Fastening pillars and fixing supports for PCBs and components.




APPLICATIONS

Remote controls of all types, wireless or with cable connection.

Especially suitable for use in hospitals and social fields as well as in industry and households.



SMART-CASE

| SMART-CASE | Outside dim. in mm | | | Version / Equipment (dim. in mm) | | | max. dim. keypad | ABS (UL 94 HB) | | | PMMA plexiglass® black RAL 9005*1 | |
|---|--------------------|------|------|----------------------------------|-----------------------|---|------------------|----------------|------------------------------|-------------|-----------------------------------|-------------|
| | L | W | H | battery compartment | cable gland approx. Ø | off-white RAL 9002 (cable gland: volcano vers. III-V) | | black RAL 9005 | black RAL 9005 (gland black) | | | |
|  | XS | 58 | 35.6 | 19 | – | – | – | –*2 | A 90 64 107 | A 90 64 109 | – NEW | A 90 64 209 |
| | | 96 | 47 | 24 | I | 2 x AAA | – | –*2 | A 90 66 107 | A 90 66 109 | – | A 90 66 209 |
|  | M | 96 | 47 | 24 | II | 2 x AAA | – | –*2 | A 90 66 117 | A 90 66 119 | – | A 90 66 219 |
| | | 96 | 47 | 24 | III | – | 5.0 - 5.9 | 74.60 x 39.85 | A 90 66 127 | A 90 66 129 | A 90 66 329 | – |
| | | 96 | 47 | 24 | IV | – | 4.2 - 5.0 | | A 90 66 137 | A 90 66 139 | A 90 66 339 | – |
| | | 96 | 47 | 24 | V | – | 3.4 - 4.2 | | A 90 66 147 | A 90 66 149 | A 90 66 349 | – |
| | | 96 | 47 | 24 | VI | – | – | | A 90 66 317 | A 90 66 319 | – | A 90 66 419 |
| | | 140 | 62.7 | 30.5 | I | 2 x AA / 1 x 9 V | – | | 103.95 x 50.95 | A 90 67 107 | A 90 67 109 | – |
| 140 | 62.7 | 30.5 | II | – | – | A 90 67 117 | A 90 67 119 | – | | A 90 67 219 | | |
| 140 | 62.7 | 30.5 | III | – | 5.0 - 5.9 | A 90 67 127 | A 90 67 129 | A 90 67 329 | | – | | |
| 140 | 62.7 | 30.5 | IV | – | 4.2 - 5.0 | A 90 67 137 | A 90 67 139 | A 90 67 339 | | – | | |
| 140 | 62.7 | 30.5 | V | – | 3.4 - 4.2 | A 90 67 147 | A 90 67 149 | A 90 67 349 | | – | | |
|  | XL | 168 | 74.4 | 35.4 | I | 2 x AA / 1 x 9 V | – | 110.60 x 61.05 | A 90 68 107 | A 90 68 109 | – | A 90 68 209 |
| | | 168 | 74.4 | 35.4 | II | – | – | | A 90 68 117 | A 90 68 119 | – | A 90 68 219 |
| | | 168 | 74.4 | 35.4 | III | – | 5.0 - 5.9 | | A 90 68 127 | A 90 68 129 | A 90 68 329 | – |
| | | 168 | 74.4 | 35.4 | IV | – | 4.2 - 5.0 | | A 90 68 137 | A 90 68 139 | A 90 68 339 | – |
| | | 168 | 74.4 | 35.4 | V | – | 3.4 - 4.2 | | A 90 68 147 | A 90 68 149 | A 90 68 349 | – |

*1 sizes L & XL only the bottom parts made of PMMA, top part is made of ABS (UL 94 HB); cases made of PMMA plexiglass® not comparable to cases made of ABS when comparing mechanical load-bearing capacity

*2 without recessed area

SMART-CASE ACCESSORIES

| Article | For SMART-CASE | Version / Application | Part-No. | |
|-----------------------------------|--|---|---|-------------|
| | | | off-white | black |
| ① Set of battery clips | M | tin-plated, for 2 x 1.5 V micro cells (AAA) | A 91 66 001 | |
| | L, XL | tin-plated, for 2 x 1.5 V mignon cells (AA) | A 91 90 002 | |
| ② Battery contact | M | tin-plated, for a serial connection when using the set of batt. clips (AAA) | A 91 66 002 | |
| ③ Battery holder | M | clamps down securely 2 x AAA | A 91 66 003 | |
| ④ Plug-in contact | L, XL | for one 9 V flat battery | A 91 60 003 | |
| ⑤ Sealing | L | for versions II-V, for a higher protection class (IP 65) | A 91 67 002 | |
| | XL | for versions II-V, for a higher protection class (IP 65) | A 91 68 002 | |
| ⑥ Set of strain relief | M, L, XL & station | for strain relief of cable connected applications | A 91 66 004 | |
| ⑦ Key ring | XS | nickel-plated, ø 20.5 mm | A 91 64 001 | |
| ⑧ Belt /pocket clip | M, L, XL | PA 6, 2 mounting holes ø 4.2 mm necessary | A 91 67 017 | A 91 67 019 |
| ⑨ Holding clamp | M, L, XL | up to ø 32 mm, ABS, 2 mounting holes ø 4.2 mm necessary | A 91 67 027 | A 91 67 029 |
| ⑩ Holder | M | ABS, also suitable for cable connected applications | A 91 66 307 | A 91 66 309 |
| | L | ABS, also suitable for cable connected applications | A 91 67 307 | A 91 67 309 |
| | XL | ABS, also suitable for cable connected applications | A 91 68 307 | A 91 68 309 |
| | holder M | double-sided adhesive foil with foam carrier | A 91 66 005 | |
| ⑪ Adhesive foil for holder | holder L | double-sided adhesive foil with foam carrier | A 91 67 005 | |
| | holder XL | double-sided adhesive foil with foam carrier | A 91 68 005 | |
| | ⑫ Holder with adapter (4-claws system)* ² | M | ABS, also suitable for cable connected applications, adapter in black | A 91 66 327 |
| L | | ABS, also suitable for cable connected applications, adapter in black | A 91 67 327 | A 91 67 329 |
| XL | | ABS, also suitable for cable connected applications, adapter in black | A 91 68 327 | A 91 68 329 |
| ⑬ Station | M | ABS, desk case application | A 91 66 037 | A 91 66 039 |
| | L | ABS, desk case application | A 91 67 037 | A 91 67 039 |
| | XL | ABS, desk case application | A 91 68 037 | A 91 68 039 |
| ⑭ Contacts (bore holes necessary) | M, L, XL | contact pin, gold-plated, < 15 A | A 91 93 030 | |
| | M, L, XL | spring contact, gold-plated, load-carrying cap. up to 3 A, 1.5 mm stroke, 0.3 N | A 91 93 032 | |
| ⑮ Ring eyelet | M, L | plastic, volcano, inside ring ø 2.5 mm, location hole ø 4 mm required | A 91 00 001 | |
| | XL | plastic, volcano, inside ring ø 4 mm, location hole ø 5 mm required | A 91 00 002 | |



universal accessories on pages 178-187

*² for attaching to holding devices; with 4-hole grid pattern to match the grid plates of the holding devices with the 4-claws system A9220029, A9220039, A9220049 and A9220059 (separate article see page 179)