


200mW Surface Mount Zener Diode

multicomp PRO



Features:

- Planar Die Construction
- 200mw Power Dissipation
- Zener Voltages From 2.4V to 39V
- Also available in Lead Free Version

Applications:

200mW Surface mount zener diode

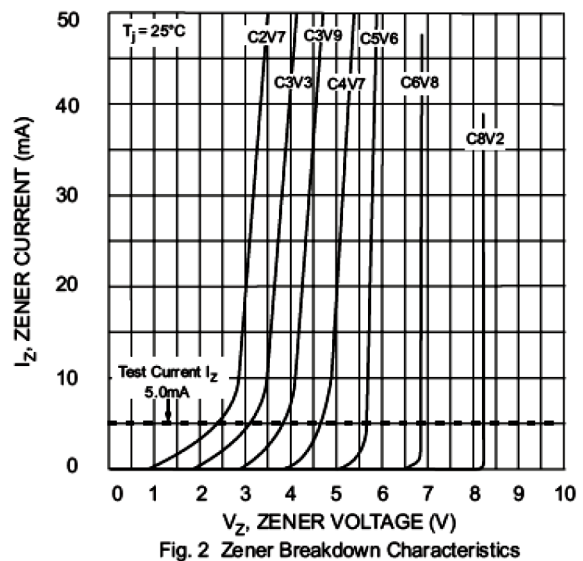
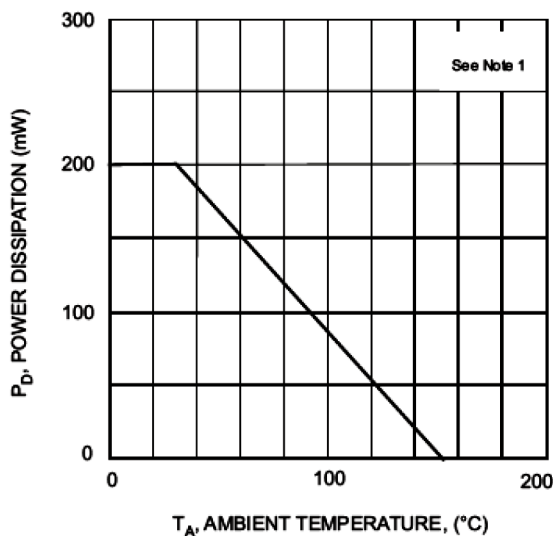
Max. Rating @ $T_A = 25^\circ\text{C}$ unless otherwise specified

Characteristic	Symbol	Value	Unit
Forward voltage @ $I_F = 10\text{mA}$	V_F	0.9	V
Power dissipation	P_D	200	mW
Thermal resistance, junction to ambient air	$R_{\theta JA}$	625	$^\circ\text{C/W}$
Operating and storage temperature range	T_J, T_{STG}	-65 to +150	$^\circ\text{C}$

Electrical Characteristics @ $T_A = 25^\circ\text{C}$ unless otherwise specified

Zener Voltage Range			Max. Zener Impedance				Max. Reverse Current		Typical Temperature Coefficient @ I_{ZT} mV/ $^\circ\text{C}$	
$V_Z @ I_{ZT}$			I_{ZT}	$Z_{ZT} @ I_{ZT}$	$Z_{ZK} @ I_{ZK}$		I_R	V_R	Min.	Max.
Nom. (V)	Min.(V)	Max. (V)	mA	Ω	Ω	mA	μA	V		
20	18.8	21.2	5	55	225	1	0.1	14	14.4	18

Typical Characteristics @ $T_A = 25^\circ\text{C}$ unless otherwise specified

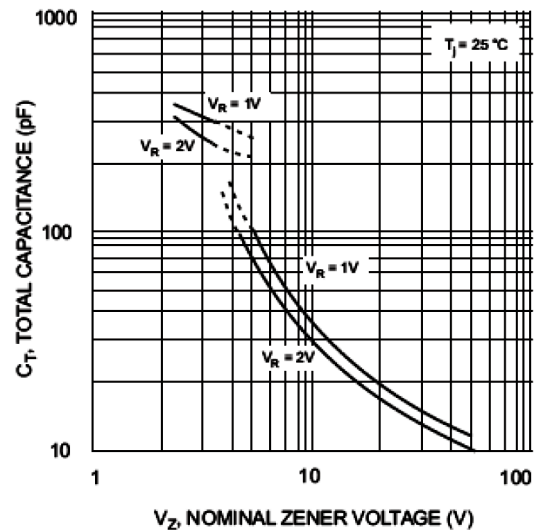
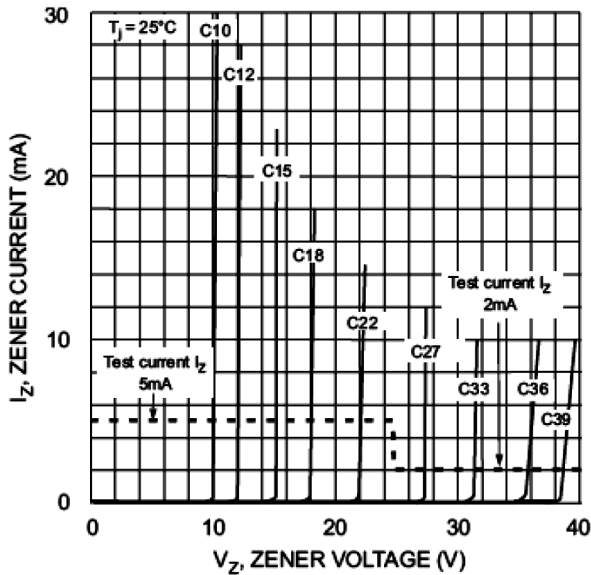


Newark.com/multicomp-pro
Farnell.com/multicomp-pro
Element14.com/multicomp-pro

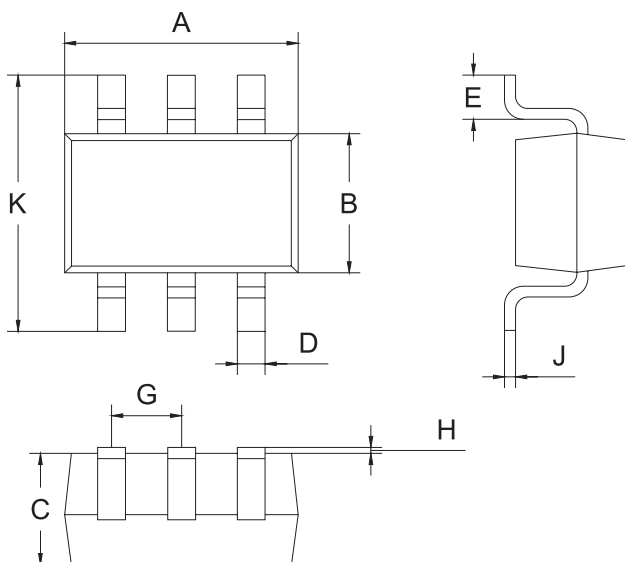
multicomp PRO

200mW Surface Mount Zener Diode

Typical Characteristics @ $T_A = 25^\circ\text{C}$ unless otherwise specified



Plastic surface mounted package

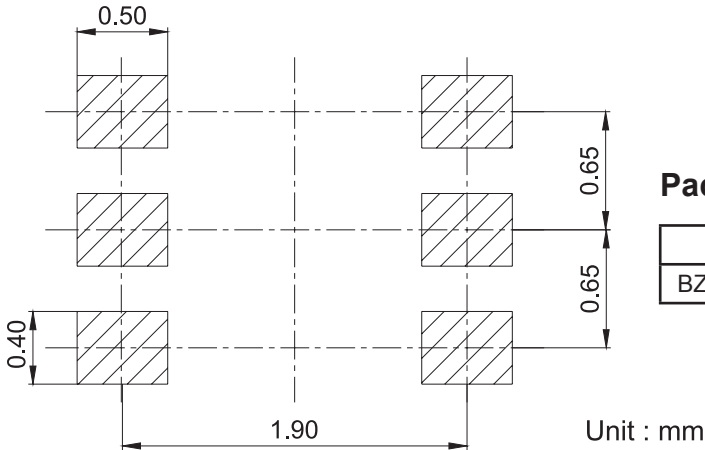


SOT-363		
Dim	Min	Max
A	2	2.2
B	1.15	1.35
C	0.95 Typical	
D	0.25 Typical	
E	0.25	0.4
G	0.6	0.7
H	0.02	0.1
J	0.1 Typical	
K	2.2	2.4
All Dimensions in mm		

200mW Surface Mount Zener Diode

multicomp PRO

Soldering Footprint



Package Information

Device	Package	Shipping
BZX84C20S-7-F	SOT-363	3,000 / Tape & Reel

Part Number Table

Description	Part Number
200mW Surface Mount Zener Diode	BZX84C20S-7-F

Important Notice : This data sheet and its contents (the "Information") belong to the members of the AVNET group of companies (the "Group") or are licensed to it. No licence is granted for the use of it other than for information purposes in connection with the products to which it relates. No licence of any intellectual property rights is granted. The Information is subject to change without notice and replaces all data sheets previously supplied. The Information supplied is believed to be accurate but the Group assumes no responsibility for its accuracy or completeness, any error in or omission from it or for any use made of it. Users of this data sheet should check for themselves the Information and the suitability of the products for their purpose and not make any assumptions based on information included or omitted. Liability for loss or damage resulting from any reliance on the Information or use of it (including liability resulting from negligence or where the Group was aware of the possibility of such loss or damage arising) is excluded. This will not operate to limit or restrict the Group's liability for death or personal injury resulting from its negligence. Multicomp Pro is the registered trademark of Premier Farnell Limited 2019.

Newark.com/multicomp-pro
Farnell.com/multicomp-pro
Element14.com/multicomp-pro

multicomp PRO