





Welcome to HellermannTyton

1. Cable Ties & Fixings

 1.1 Cable Ties Inside Serrated	3
 1.2 Cable Ties Releasable	4
 1.3 Cable Ties Stainless Steel	6
 1.4 Cable Ties with Fixing Elements	8
 1.5 Cable Tie Mounts	10
 1.6 Clips, Clamps and Plugs	11

2. Insulation and Protection





 2.1 Non Shrinkable Tubing	17
 2.2 Heat Shrinkable Tubing	20
 2.3 Protective Tubing and Spiral Binding	23
 2.4 Trunking	26

3. Electrical Installation



 3.1 Hole Saws and Accessories	27
 3.2 Frames and Blades	48
 3.3 Tools	51
 3.4 Personal Safety Equipment	74
 3.5 Chemicals and Aerosols	77
 3.6 Connection Products	79
 3.7 Specification and Material Overview	105
Wall Mounted Steel Enclosures, Mounting Plates and Accessories	109
Wall Mounted Stainless Steel Enclosures and Accessories	120
ATEX Enclosures	123
Floor Standing Steel Enclosures, Mounting Plates and Accessories	125
Steel Industrial Boxes and Accessories	129
GRP Wall Mounted Enclosures, Mounting Plates and Accessories	135
GRP Floor Standing Enclosures and Accessories	142

Polyester/Polycarbonate Modular Enclosures and Accessories	144
Junction Boxes and Mounting Plates	156
Distribution Boards	159
Thermal Management	164




4. Identification

 4.1 Wire and Cable Markers	167
 4.2 Printed Cable Ties	178
 4.3 Security Seals	181
 4.4 Identification Tags	184
 4.5 Radio Frequency Identification (RFID)	185

5. Application Tooling

 5.1 Application Tooling for Cable Ties	191
 5.2 Application Tooling for Heat Shrinkable Tubing.....	192

6. Appendix

 6.1 Alphanumerical Index	195
 6.2 Conditions of Sale.....	208
 6.3 Notes.....	211



UB-Series Cable Ties

Commercial Grade Cable Ties

Cable ties fit for all purposes manufactured in PA66 material.

Features and Benefits

- A range of commercial grade cable ties
- Available in black or natural



A range of cable tie bases are also available please see page 10



For more products in this range see Section 1.1 in our Product Catalogue.



For more information on tooling please refer to the Application Tooling chapter in the Product Catalogue



Commercial Grade Cable Ties.

TYPE	Width (W) mm	Length(L) mm	Bundle Ø max.mm	N	Material	Colour	Pack Cont.	Packs per Carton	Article-No.
UB100A-B	2.5	100	22	80	PA66	Black (BK)	100	320	138-00000
UB100A-N	2.5	100	22	80	PA66	Natural (NA)	100	320	138-00001
UB140A-B	2.5	140	35	80	PA66	Black (BK)	100	250	138-00019
UB140A-N	2.5	140	35	80	PA66	Natural (NA)	100	250	138-00020
UB200A-B	2.5	200	55	80	PA66	Black (BK)	100	130	138-00021
UB200A-N	2.5	200	55	80	PA66	Natural (NA)	100	130	138-00022
UB150B-B	3.5	150	35	135	PA66	Black (BK)	100	100	138-00044
UB150B-N	3.5	150	35	135	PA66	Natural (NA)	100	100	138-00045
UB200B-B	3.5	198	50	135	PA66	Black (BK)	100	80	138-00025
UB200B-N	3.5	198	50	135	PA66	Natural (NA)	100	80	138-00026
UB160C-B	4.6	160	35	225	PA66	Black (BK)	100	80	138-00027
UB160C-N	4.6	160	35	225	PA66	Natural (NA)	100	80	138-00028
UB200C-B	4.6	200	50	225	PA66	Black (BK)	100	60	138-00046
UB200C-N	4.6	200	50	225	PA66	Natural (NA)	100	60	138-00047
UB250C-B	4.6	245	65	225	PA66	Black (BK)	100	60	138-00006
UB250C-N	4.6	245	65	225	PA66	Natural (NA)	100	60	138-00007
UB270C-B	4.6	270	73	225	PA66	Black (BK)	100	60	138-00034
UB270C-N	4.6	270	73	225	PA66	Natural (NA)	100	60	138-00033
UB300C-B	4.6	300	85	225	PA66	Black (BK)	100	50	138-00008
UB300C-N	4.6	300	85	225	PA66	Natural (NA)	100	50	138-00009
UB385C-B	4.6	390	110	225	PA66	Black (BK)	100	40	138-00050
UB385C-N	4.6	390	110	225	PA66	Natural (NA)	100	40	138-00051
UB385E-B	7.6	390	100	535	PA66	Black (BK)	100	20	138-00012
UB385E-N	7.6	390	100	535	PA66	Natural (NA)	100	20	138-00013
UB760E-B	7.6	760	225	535	PA66	Black (BK)	100	20	138-00041
UB760E-N	7.6	760	225	535	PA66	Natural (NA)	100	20	138-00042
UB540H-B	13.0	535	150	535	PA66	Black (BK)	50	12	138-00014
UB540H-N	13.0	535	150	535	PA66	Natural (NA)	50	12	138-00043



Releasable Cable Ties

Cable Koala CKL330

A cable tie designed in conjunction with the health service for use on hospital beds and other equipment to secure cables.

Features and Benefits

- Soft, flexible and elastic
- Designed in conjunction with the UK health sector
- Suitable to apply tubes, cables, pipes etc on hospital beds
- Integrated magnet within each end of the strap
- Magnets can be applied to themselves or to metal
- Easy fastening and releasable
- Reusable



Cable Koala Tie.

TYPE	Width (W) mm	Length (L) mm	Material	Colour	Pack Cont.	Article-No.
CKL330	15.0	330	TPE	Yellow (YE)	5	115-00140

Releasable Cable Ties

Diamond Lock Tie DLK250


The automatic self locking feature of this cable tie makes installation quick and easy.

Features and Benefits

- Provides a strong, durable fastening – the flexible non-slip design provides a secure grip for a wide range of applications
- Innovative design allows full adjustment once applied – can also be released quickly and easily
- Good UV resistance – suitable for both indoor and outdoor use
- Flexible fastening options – can be applied in a single or double loop orientation, suitable for multiple bundles or for use as a fixing tie
- Easy cut strap for a neat and tidy finish
- Releasable
- Reusable



Diamond Lock Tie.



Diamond Lock Tie application.



Diamond Lock Tie - 400mm long version available on request. Please contact our customer service department for further information

TYPE	Width (W) mm	Length (L) mm	Material	Colour	Pack Cont.	Article-No.
DLK250	16.2	260	TPU	Natural (NA)	20	148-00135




Releasable Cable ties

RS1 Bobble Tie

Features and Benefits

- Easily assembled - a simple and quick fixing solution
- Ideal for temporary fastening or as a bag closure
- High quality cable tie with releasable feature
- Natural Colour
- The bobble tie allows a simple and quick fixing



RS1 Series Bobble Tie.

TYPE	Width (W) mm	Length (L) mm	Bundle Ø max. mm	Material	Colour	Pack Cont.
RS1	2.0	110	31	PA66	Natural (NA)	100





Cable Ties with Ball-Lock


MBT-Series, Stainless Steel 316

Metal ties are ideal for all applications that require high strength, reliability and fire resistance. The MBT range of stainless steel cable ties can be used in chemical industries and on oil platforms as well as in mass transit, shipbuilding and mining industries.

MBT ties are also suitable for machine building, apparatus construction and in the outside area of radio technology. Additionally, MBT ties are ideal for securing lighting in theatres and exhibition halls.

Features and Benefits

- Cable ties MBT, made from stainless steel 316
- Patented non-releasable locking feature
- Corrosion resistant
- Weather resistant
- Outstanding chemical resistance
- Antimagnetic
- High temperature resistant
- Non-burning



Stainless Steel Cable Ties, uncoated.




For more information on tooling please refer to the Application Tooling chapter in the Product Catalogue



For more products in this range see Section 1.5 in our Product Catalogue.



Material specification please see page 25 in our Product Catalogue.

TYPE	Width (W) mm	Length (L) mm	Bundle Ø max		Material	Pack Cont.	Article-No.
MBT12S	4.6	300	76	900	SS316	100	111-01431



Cable Ties with Ball-Lock and Coating

MBT-FC-Series, Stainless Steel 316

The MBT range of stainless steel cable ties can be used in the most arduous of conditions or where the additional security, strength and fire resistance of a metal fixing is required. Used in all industries from mass transit, ship building, oil rigs, mining and chemical industry, theatres and exhibition halls. In the event of a fire, cables will remain securely held in place and will not fall to block emergency exits.

Features and Benefits

- Fully coated MBT, made from type 316 stainless steel with polyester coating
- Patented non-releasable locking feature
- Coated cable tie with smooth edges
- Comfortable handling and installation
- Eliminates contact corrosion between dissimilar materials during application



Stainless Steel Cable Ties, coated.



For more information on tooling please refer to the Application Tooling chapter in the Product Catalogue




Material specification please see page 25 in our Product Catalogue.

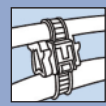


For more products in this range see Section 1.5 in our Product Catalogue.



Red coated stainless steel ties also available. Please contact our customer service department for further information.

TYPE	Width (W) mm	Length (L) mm	Bundle Ø max mm		Material	Pack Cont.	Article-No.
MBT12SFC	4.6	300	76	540	SS316	100	111-01437



One Piece Fixing and Cable Tie

Wall Plug Ties

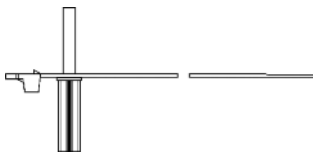
One piece fixing and cable tie can be fixed to brick, cement or wood. This product is often used in the construction industry and is both time saving and versatile. Simply drill an 8mm hole and knock in the peg. Used to fasten cables, pipes or hoses in place.

Features and Benefits

- One-piece for fixing to brick, cement or wood
- Practical for the construction industry
- Time saving and versatile



Wall Plug Ties.



Fixing of Wall Plug Ties.

TYPE	Width (W) mm	Length (L) mm	Bundle Ø max. mm	Material	Colour	Pack Cont.	Article-No.
WPT230	8.0	230	59	PA66	Black (BK)	100	126-0002

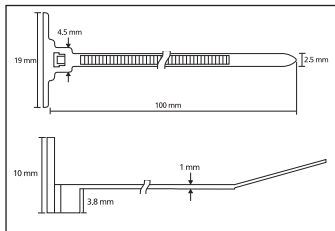


Self Adhesive Cable Tie


A Cable Tie with a Self Adhesive Base.

Features and Benefits

- Cable tie and integrated base
- Self-adhesive for firm securing of wiring bundles
- Quick and easy to install
- Ideal for use in a variety of clean applications.



Self Adhesive Cable Tie.



Cable Tie with Self Adhesive Base.

TYPE	Width (W) mm	Length (L) mm	Bundle Ø max. mm	Material	Colour	Pack Cont.	Article-No.
T18RSA	2.5	100	16	PA66	Natural (NA)	100	148-00001






Cable Tray Ties

CTF-Series

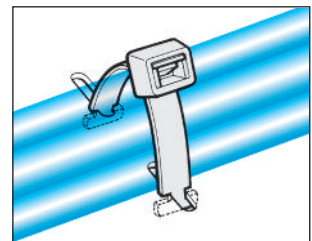
The CTF Fixing Ties offer a more secure fixing for cable tray applications that are also easier to install. The CTF cable tie has been designed to be used with common styles of cable tray, fitting easily into the pre-formed fixing holes. The tie breaks easily at the rated break point so that it can be installed on the cable tray without pulling the cable tie underneath the tray.

Features and Benefits

- Can be used with common styles of cable tray
- Easy installation - push into the cable tray and twist 90 degrees
- No pulling of cable tie underneath cable harness
- Recommended Tensioning Tools: MK6/ MK9/ MK21



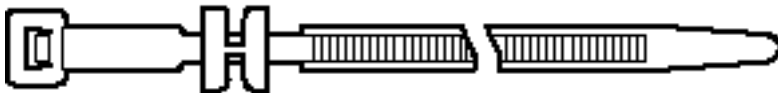
Cable Tray Ties CTF-Series.



Cable Tray Ties in application.



For more information on tooling please refer to the Application Tooling chapter in the Product Catalogue



TYPE	Width (W) mm	Length (L) mm	N	Material	Colour	Pack Cont.	Article-No.
CTF120	7.6	320	535	PA66	Black (BK)	100	111-98121
CTF250	13.0	355	1115	PA66	Black (BK)	50	111-98160
*CTF120/90	7.6	320	535	PA66	Black (BK)	100	111-98100

For cable tray slots at 90°C






UB-Series Mounts

Commercial Grade Mounts

Cable Tie Bases ideally suited for holding cable ties in place. Perfect for applications where a reliable and durable fixation is required.

Features and Benefits

- A range of commercial grade cable tie mounts
- Available in black or natural
- Self adhesive, screw fixing



Commercial Grade cable tie Mounts.

TYPE	Width (W) mm	Length (L) mm	Hole Ø (FH) mm	Strap width max.(G) mm	Material	Colour	Pack Cont.	Article-No.
UB19-B	19	19	3.1	4.1	PA66	Black (BK)	100	151-00354
UB19-N	19	19	3.1	4.1	PA66	Natural (NA)	100	151-00355
UB28-B	28	28	4.0	5.4	PA66	Black (BK)	100	151-00356
UB28-N	28	28	4.0	5.4	PA66	Natural (NA)	100	151-00357



Cable Clips for SWA Cables

SWA Fixings

A range of black polypropylene fixings suitable for use with SWA cables as listed. Also suitable for fixing conduit. Hole diameters of 5mm in SWA83 and SWA98 and 6mm in SWA106 means that screw fixings can be used in place of a nail if required. Screw not included.

Features and Benefits

- Supplied complete with masonry nail
- Packed in quantities of 25



Cable Clip with nail fixing.



Cable Clip with screw fixing.

TYPE	Cable Size	Pin Length mm	Fixing Type	Pack Cont.	Article No.
SWA46	2 Core 1.5mm 3 Core 1.5mm	35	Nail Fixing	25	151-01573
SWA53	2 Core 2.5mm 3 Core 2.5mm 4 Core 1.5mm	35	Nail Fixing	25	151-01574
SWA56	4 Core 2.5mm	35	Nail Fixing	25	151-01575
SWA61	2 Core 4.0mm 3 Core 4.0mm	35	Nail Fixing	25	151-01576
SWA65	2 Core 6.0mm	40	Nail Fixing	25	151-01577
SWA72	2 Core 16mm 3 Core 6.0mm 4 Core 6.0mm	40	Nail Fixing	25	151-01578
SWA83	2 Core 10.0mm & 25mm 3 Core 10mm & 16mm 4 Core 6.0mm	50	Nail Fixing	25	151-01579
SWA98	2 Core 35mm 3 Core 25mm 4 Core 10mm & 16mm	50	Nail Fixing	25	151-01580
SWA106	2 Core 50mm 3 Core 35mm 4 Core 25mm	Screw Not supplied	Screw Fixing	25	151-01581



Screw Mount

D-Clips

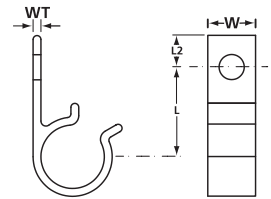
Screwed D-clips are available in 3 sizes and guarantee time and cost savings by simply pressing the cable into the holder. The flexible grip means that later removal or replacement of cables and pipes is possible. 3 different bore diameters for fixing the holder are available.

Features and Benefits

- Screwed D-Clips available in 3 sizes
- Guaranteed time and cost savings by simply pressing cable into holder
- Flexible grip for later removal or replacement of cables
- 3 different bore diameters available for fixing
- Polyacetal (POM) material
- Colour Black



D-Clip.



TYPE	Length (L) mm	Length (L2) mm	Width (W) mm	Wall Thickness (WT) mm	Fixing Hole Diameter mm	Bundle Ø max mm	Colour	Pack Cont.	Article-No.
4D10	17	8	15	2	4	10	Black (BK)	100	211-70000
4D15	25	10	15	2	4	15	Black (BK)	500	211-70001
4D20	28	10	15	2.5	4	20	Black (BK)	100	211-70002
6D10	17	8	15	2	6	10	Black (BK)	500	211-70100
6D15	25	10	15	2	6	15	Black (BK)	100	211-70103
6D20	28	10	15	2.5	6	20	Black (BK)	200	211-70104
8D10	17	8	15	2	8	10	Black (BK)	500	211-70200
8D15	25	10	15	2	8	15	Black (BK)	100	211-70203
8D20	28	10	15	2.5	8	20	Black (BK)	200	211-70204




Self Adhesive Tie Carrier

SAC TC with flexible flat design

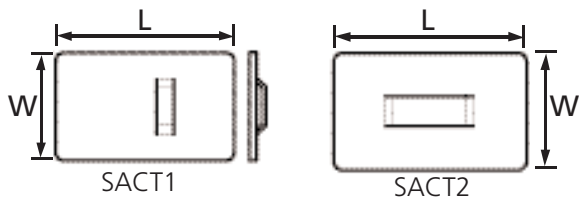
A mild steel fixing with a polyester coating to use with cable ties for securing cables and pipes.

Features and Benefits

- Cost effective with easy application on smooth, clean surfaces
- Acrylic adhesive with polyethylene protective liner
- Colour – white
- Self adhesive/ screw fixing



SACTC.



Flexible flat design.

TYPE	Width (W) mm	Length (L) mm	Cable Tie Width (W) (mm)	HellermannTyton Cable Ties	Pack Cont	Article-No.
SACTC1	35	25	7	Up to T50 & LK2A	100	151-01571
SACTC2	41	31	12	Up to T120 & RLT150	100	151-01572



For the full range of SAC products see page 171 of our Product Catalogue



Metal Fire Clip

SSFC2516 Stainless Steel Fire Clip

The safest way of holding cables within mini trunking.

Features and Benefits

- Designed to fit trunking size 25 x 16mm
- Easy to apply without the need for a tool – simply fold the tabs to retain the cables
- Completely invisible once mounted within the trunking
- Manufactured from Stainless Steel 430 material
- No. 8 (4mm Ø) fixing hole for securing to the building fabric
- Holds cables in position, even in the event of a fire
- Tested to BS5839-1 2013 Section 26.2e for fire performance
- Meets the requirements of BS7671, 3rd Amendment, 7th Edition.



SSFC2516 Fire Clip.

TYPE	Width (W) mm	Length (L) mm	Hole Ø mm	Material	Colour	Pack Cont	Article-No.
SSFC2516	21	20	4	SS430	Metal	50	151-01473



If you require other sizes please contact our customer service department.

Cradle Mount Clip

SSCM8 Cradle Mount Clip

A cradle mount clip that meets the requirements of BS7671, 3rd Amendment, 7th Edition.

Features and Benefits

- Suitable to use with MBT H and MBT S stainless steel ties, please see page 83 in the Product Catalogue
- No. 8 (4mm Ø) fixing hole for securing to the building fabric



SSCM8 Cradle Mount Clip.

TYPE	Width (W) mm	Length (L) mm	Hole Ø mm	Material	Colour	Pack Cont.	Article-No.
SSCM8	12	16	4	SS316	Metal	100	151-01564




Metal Nail Clips

Coated Stainless Steel Cable Clips

Metal nail fixing solutions provide a quick and simple way of securing cables to meet the requirements of BS7671, which imposes the use of metal fixings to secure wiring systems within the escape routes of buildings. These fire resistant clips improve safety by ensuring that cabling will not collapse in the event of a fire.

Features and Benefits

- Designed to secure cables within high temperature environments
- Flex design grips the cables and clamps into position, even in the event of a fire
- Manufactured from stainless steel 430 material.
- Available with white or black PA11 coloured coating, making it discrete when fitted within commercial / building environments
- Suitable for a range of cable sizes, from 4.5mm to 11.0mm diameter
- Quick and easy to apply – simply push the clip over the cables and hammer into position
- Integrated hardened steel nail pre-fitted to clips to ensure a secure fixing to the building fabric (nail dimensions 25mm x 2.5mm)
- Meets the requirements of BS7671, 3rd Amendment 7th Edition

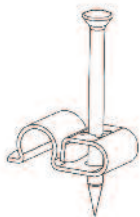


Metal nail fixing.

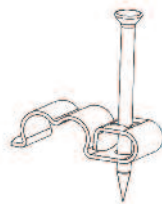


Quick and simple securing of cables.

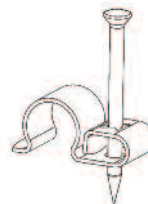
TYPE	Length (L) mm	Width (W) mm	Hole Ø (FH) mm	Material	Colour	Pack Cont.	Article-No.
SSNC4.5	14.3	7.0	2.5	SS430, PA11	Black (BK)	50	151-01599
	14.3	7.0	2.5	SS430, PA11	White (WH)	50	151-01604
SSNC4.5TWIN	19.0	7.0	2.5	SS430, PA11	Black (BK)	50	151-01602
	19.0	7.0	2.5	SS430, PA11	White (WH)	50	151-01606
SSNC7.0	16.9	7.0	2.5	SS430, PA11	Black (BK)	50	151-01603
	16.9	7.0	2.5	SS430, PA11	White (WH)	50	151-01607
SSNC11.0	20.5	7.0	2.5	SS430, PA11	Black (BK)	50	151-01608
	20.5	7.0	2.5	SS430, PA11	White (WH)	50	151-01609



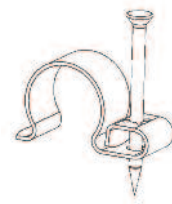
SSNC4.5



SSNC4.5TWIN



SSNC7.0



SSNC11.0




For fire-rated applications, it is recommended that the nail is secured into a hard, fire resistant surface.

Cable Ties and Fixings



For more information on our complete Fastening & Fixing range of products, please see our Product Catalogue Section 1 Cable Ties and Fixings





Sleeving

PVC Sleeving

A commercial grade of PVC sleeving which can be used in many applications.

Features and Benefits

- Highly flexible insulation
- Can also be used for identification
- Minimum working temperature -30°C
- Maximum working temperature 85°C
- Specification: BS2848 Type 3, Class 85T
- Colours available: black, blue, brown, grey, green/yellow
- Other sizes are available on request
- Supplied in a coil



PVC Sleeving.

TYPE	ID mm	Wall Thickness mm	Colour	Pack Cont.	Article No.
PVC20BK	2.0	0.5	Black	100m coil	172-02057
PVC20BE	2.0	0.5	Blue	100m coil	172-02054
PVC20BN	2.0	0.5	Brown	100m coil	172-02055
PVC20GY	2.0	0.5	Grey	100m coil	172-02066
PVC20GN-YW	2.0	0.5	Green/Yellow	100m coil	172-02012
PVC30BK	3.0	0.5	Black	100m coil	172-02058
PVC30BE	3.0	0.5	Blue	100m coil	172-02048
PVC30BN	3.0	0.5	Brown	100m coil	172-02047
PVC30GY	3.0	0.5	Grey	100m coil	172-02065
PVC30GN-YW	3.0	0.5	Green/Yellow	100m coil	172-02021
PVC40BK	4.0	0.5	Black	100m coil	172-02056
PVC40BE	4.0	0.5	Blue	100m coil	172-02049
PVC40BN	4.0	0.5	Brown	100m coil	172-02050
PVC40GY	4.0	0.5	Grey	100m coil	172-02051
PVC40GN-YW	4.0	0.5	Green/Yellow	100m coil	172-02029
PVC50BK	5.0	0.5	Black	100m coil	172-02067
PVC50BE	5.0	0.5	Blue	100m coil	172-02052
PVC50BN	5.0	0.5	Brown	100m coil	172-02053
PVC50GY	5.0	0.5	Grey	100m coil	172-02064
PVC50GN-YW	5.0	0.5	Green/Yellow	100m coil	172-02035
PVC60GN-YW	6.0	0.5	Green/Yellow	100m coil	172-02044
PVC80GN-YW	8.0	0.5	Green/Yellow	100m coil	172-02069
PVC100GN-YW	10	0.5	Green/Yellow	100m coil	172-02045
PVC120GN-YW	12	0.5	Green/Yellow	100m coil	172-02080
PVC160GN-YW	16	0.5	Green/Yellow	100m coil	172-02083

All dimensions are in mm (nominal) and are subject to technical modification.




Sleeving

PVC Sleeving – On a drum

A commercial grade of PVC sleeving which can be used in many applications.

Features and Benefits

- Highly flexible insulation
- Can also be used for identification
- Minimum working temperature -30°C
- Maximum working temperature 85°C
- Specification: BS2848 Type 3, Class 85T
- Colours available: blue, brown, green/yellow
- Other sizes are available on request
- Supplied on a drum



PVC Sleeving on a drum.

TYPE	ID mm	Wall Thickness mm	Colour	Pack Cont.	Article-No.
PVC20BERL	2.0	0.5	Blue	100m drum	172-02092
PVC20BNRL	2.0	0.5	Brown	100m drum	172-02091
PVC20GN-YWRL	2.0	0.5	Green-Yellow	100m drum	172-02088
PVC30BERL	3.0	0.5	Blue	100m drum	172-02094
PVC30BNRL	3.0	0.5	Brown	100m drum	172-02093
PVC30GN-YWRL	3.0	0.5	Green-Yellow	100m drum	172-02089
PVC40BERL	4.0	0.5	Blue	100m drum	172-02096
PVC40BNRL	4.0	0.5	Brown	100m drum	172-02095
PVC40GN-YWRL	4.0	0.5	Green-Yellow	100m drum	172-02090

All dimensions are in mm (nominal) and are subject to technical modification.



Sleeving

PVCB Sleeving

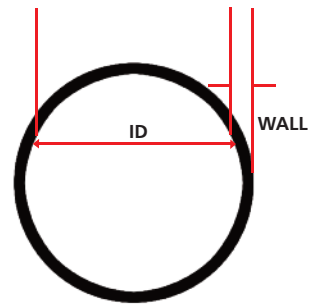
A commercial grade of PVC sleeving which has a wide range of uses in automotive and white goods manufacturing. PVCB has good resistant to moisture, oils, acids and fuels.

Features and Benefits

- Highly flexible
- Minimum working temperature -65°C
- Maximum working temperature 105°C
- Specification: BS2848 Type 3, Class 105T
- Standard colour black



PVC Sleeving.



TYPE	ID mm	Wall Thickness mm	Colour	Pack Cont.	Article No.
PVCB10BK	1.0	0.5	Black	100m coil	172-00227
PVCB15BK	1.5	0.5	Black	100m coil	172-00051
PVCB20BK	2.0	0.5	Black	100m coil	172-00055
PVCB25BK	2.5	0.5	Black	100m coil	-
PVCB30BK	3.0	0.5	Black	100m coil	172-00064
PVCB40BK	4.0	0.5	Black	100m coil	172-00072
PVCB50BK	5.0	0.5	Black	100m coil	172-00076
PVCB60BK	6.0	0.5	Black	100m coil	172-00080
PVCB70BK	7.0	0.7	Black	100m coil	172-00084
PVCB80BK	8.0	0.7	Black	100m coil	172-00087
PVCB90BK	9.0	0.7	Black	100m coil	172-00088
PVCB100BK	10.0	0.7	Black	100m coil	172-00043
PVCB120BK	12.0	0.9	Black	100m coil	172-00048
PVCB130BK	13.0	0.9	Black	50m coil	172-00049
PVCB150BK	15.0	0.9	Black	50m coil	172-00052
PVCB200BK	20	0.9	Black	50m coil	172-00058
PVCB250BK	25	0.9	Black	25m coil	172-00061

All dimensions are in mm (nominal) and are subject to technical modification.



For more products see Section 2.1 in our Product Catalogue.



Sleeving

HIS-3 BAG

A 3:1 shrink ratio in handy 250mm lengths allows for both individual and large bundled wires to be sleeved quickly and easily.

Features and Benefits

- Comes in 5 colours: black, brown, grey, blue, green/yellow
- 3 sizes from 6mm to 40mm
- Ideal to carry in a toolbox
- General purpose electrical installation
- Colour identification
- Protection against mechanical abrasion and corrosion

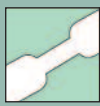


HIS-3 BAG.

TYPE	Supplied ID mm	Recovered ID mm	Wall (WT) mm	Colour	Pack Cont.	Article No.
HIS3 BAG 6/2	6	2	0.65	BK, BN, GY, BE, GNYE	15 x 250mm	308-30616
HIS3 BAG 12/4	12.4	4	0.80	BK, BN, GY, BE, GNYE	15 x 250mm	308-31216
HIS3 BAG 40/13	40	13	0.80	BK, BN, GY, BE, GNYE	15 x 250mm	308-34010



For more products see Section 2.1 in our Product Catalogue.



Heat Shrinkable Tubing

LVRK Cable Repair Kit

The cable repair kit LVRK is a quick and safe repair of damaged cables and wires, post termination.

Features and Benefits

- For cables 1.5mm² - 2.5mm²
- Fast, safe, durable and labour saving repair of cables and wires
- No set of recessed conduit boxes or inserting lines necessary, therefore offering a cost saving

Features and Benefits

- 1 x adhesive lined shrink tube 200mm long
- 4:1 shrink ratio
- 5 x butt connectors with heat shrink insulation materials and adhesives
- 4 x heat stabilized Q-tie cable ties, innovative and time saving (thanks to an open tie head)



LVRK Cable Repair Kit.

TYPE	Description	Pack Cont	Article No.
LVRK	Cable Repair Kit	1	380-04004



For more products see Section 2.1 in our Product Catalogue.



Heat Shrinkable Tubing

FCT Convoluted Tubing

Used to protect cables from crush damage it is lightweight and flexible. Also used to route and protect wiring in control panels, cabinets, machines, cars and commercial vehicles.

Features and Benefits

- Catering for sizes from 4mm to 25mm
- Ranging in sizes from 6.8mm to 23.5mm inside diameters
- Available in black as standard
- Other colours available on request
- Applicator tools available for most sizes
- Halogen free
- Manufactured from quality grade materials: Polypropylene, Polyethylene and Nylon PA6
- Minimum working temperature -40°C
- Maximum working temperature 120°C
- Slit format also available



FCT Convoluted Tubing.

TYPE	Description	ID mm	Wall Thickness mm	Pack Cont.	Article-No.
FCT7BK	Standard	6.8	0.45	200m	169-00082
FCT10BK	Standard	10.5	0.45	200m	169-00024
FCT11BK	Standard	11.5	0.45	200m	169-00034
FCT13BK	Standard	12.5	0.45	200m	169-00045
FCT16BK	Standard	16.5	0.45	100m	169-00057
FCT19BK	Standard	19.5	0.45	50m	169-00067
FCT23BK	Standard	23.5	0.45	50m	169-00075
FCT7BKS	Slit	6.8	0.45	200m	169-00085
FCT10BKS	Slit	10.5	0.45	200m	169-00027
FCT11BKS	Slit	11.5	0.45	200m	169-00038
FCT13BKS	Slit	12.5	0.45	200m	169-00048
FCT16BKS	Slit	16.5	0.45	100m	169-00060
FCT19BKS	Slit	19.5	0.45	50m	169-00070
FCT23BKS	Slit	23.5	0.45	50m	169-00078



For Application Tools to be used with the slit version please see our Product Catalogue page 311




Protective Tubing

Kanalflex

A flexible routing system made from grey polypropylene (RAL7040). The upper 'tongues' of the section are inclined downward to facilitate easy insertion of cables.

Features and Benefits

- Supplied with adhesive strip and pre-drilled holes for additional screw fixing if required
- Supplied in lengths of 500mm in packs of 10 lengths

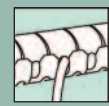


Kanalflex Routing System.

TYPE	Dimensions mm	Pack Cont.	Article No.
BK1313A	12.5 x 12.5	10 x 0.5m	181-00029
BK1616A	16 x 16	10 x 0.5m	181-00030
BK2020A	20 x 20	10 x 0.5m	181-00031
BK2525A	25 x 25	10 x 0.5m	181-00032
BK3030A	30 x 30	10 x 0.5m	181-00033
BK4040A	40 x 40	10 x 0.5m	181-00034
BK5050A	50 x 50	10 x 0.5m	181-00035



For more products see Section 3.5 in our Product Catalogue.



Flexible Tubing

Black Flexible Conduit

Made to CEI Standards CEI EN 50086 1-94 and CEI EN 50086 2.3-1996 degree of protection achieved with fitting is IP65.

Features and Benefits

- Plasticised PVC with shockproof rigid PVC spiral core
- Colour Black (other colours available to special order)
- Dielectric strength: greater than 2000V. 50 Hz for 15 min
- Minimum temperature 5°C
- Maximum temperature 60°C
- Bend radius: As conduit outside diameter
- Incandescent wire test at 850°C positive result – IMQ report No 1493
- Self-extinguishing to UL 94 VO Standards
- Supplied in 30m coils



Flexible Conduit.

TYPE	Int. Dia mm	Ext. Dia mm	Pack Cont.
GUAN10	10	14.7	30m
GUAN12	12	16.4	30m
GUAN16	16	20.7	30m
GUAN20	20	24.7	30m
GUAN25	25	30.6	30m
GUAN28	28	33.5	30m
GUAN32	32	38.0	30m
GUAN35	35	41.0	30m
GUAN40	40	46.4	30m
GUAN50	50	57.2	30m

Flexible Tubing

Black Flexible Conduit Handipacks

10 metres of black conduit and 10 straight fittings supplied in a handy pack.

- Contents:**
- 801 10 x GUAN16 & 10 x RAMN16
 - 802 10 x GUAN22 & 10 x RAMN22
 - 803 10 x GUAN20 & 10 x RAMN20



Flexible Conduit in a Handipack.

TYPE	Int. Dia mm	Ext. Dia mm	Pack Cont.
801	16	20.7	1
802	22	27.7	1
803	20	24.7	1



Protective Tubing

Straight Fittings

A range of straight fittings which can be easily assembled onto the conduit without the use of tools to give a swivel joint to IP65 standards.

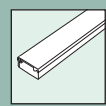
Features and Benefits

- Fittings are made from self-extinguishing polypropylene material
- Available with metric and gas threads in compliance with CEI23-26 standards
- Swivel fittings easily fitted to the conduit with O rings to maintain the IP rating when terminating into enclosures etc
- Colour Black



Flexible Conduit.

TYPE	Thread	To fit conduit mm	Pack Cont.
RAMN12	16 x 1.5 Metric	12	1
RAMN16	20 x 1.5 Metric	16	1
RAMN20	25 x 1.5 Metric	20	1
RAMN22	25 x 1.5 Metric	22	1
RAMN25	32 x 1.5 Metric	25	1
RAMN32	40 x 1.5 Metric	32	1
RAGN10	1/4 in Gas	10	1
RAGN12	3/8 in Gas	12	1
RAGN16	1/2 in Gas	16	1
RAGN22	3/4 in Gas	22	1
RAGN25	1 in Gas	25	1
RAGN28	1 in Gas	28	1
RAGN32	1.1/4 in Gas	32	1
RAGN35	1.1/4 in Gas	35	1
RAGN40	1.1/2 in Gas	40	1
RAGN50	2 in Gas	50	1




Trunking

Open Slot Trunking

Slotted trunking provides a neat and efficient means of supporting cables in switchgear, control cubicles etc. The open slot construction with tapered slots means that cables can be laid in an assembly wiring progresses, the lid being finally snapped in place to secure the installation.

When required, individual fingers forming the slots can be removed without the use of cutting tools to accommodate the larger cables or to permit butt joints between two trunking sections. Supplied in grey RAL7030.



Open Slot Trunking.

Features and Benefits

- Made from rigid anti-shock pvc
- Flame and combustion resistant to DIN 4102 and ASTM D 635
- Mounting hole diameters to DIN 43659
- Plain and open slot versions supplied in grey
- Supplied in 2m lengths in standard or bulk packs
- Open and closed trunking CSA approved
- Narrow slot trunking available on request.
- Spare lids available on request

TYPE	Section W x H	Pack Cont.	
		Standard (m)	Bulk (m)
HTS1B	25 x 25	10 x 2	150
HTS2	30 x 30	10 x 2	120
HTS3	25 x 40	10 x 2	100
HTS4	40 x 40	10 x 2	72
HTS5	60 x 40	10 x 2	48
HTS5A	80 x 40	10 x 2	60
HTS5B	100 x 40	-	32
HTS5C	30 x 50	10 x 2	100
HTS5D	50 x 50	10 x 2	60
HTS6	25 x 60	10 x 2	64
HTS7	40 x 60	10 x 2	48
HTS8	60 x 60	10 x 2	32
HTS9	80 x 60	10 x 2	48
HTS10	100 x 60	4 x 2	32
HTS12	25 x 80	10 x 2	42
HTS13	40 x 80	10 x 2	60
HTS14	60 x 80	10 x 2	48
HTS14A	80 x 80	4 x 2	36
HTS15	100 x 80	4 x 2	24
HTS16	120 x 80	4 x 2	24
HTS17A	40 x 100	-	40
HTS17B	60 x 100	-	32
HTS18A	80 x 100	4 x 2	24
HTS19	100 x 100	4 x 2	16
HTS20	150 x 100	4 x 2	12



When ordering standard packs please add STD to the part number eg. HTS2STD


Electrical Installation - Downlight Covers - SpotClip

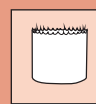


For more information on our complete SpotClip range of products, please see our Product Catalogue Section 4 Electrical Installation.

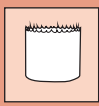


Application Video SpotClip





MATERIAL THICKNESS & APPLICATION		BI-METAL HOLE SAWS			TUNGSTEN CARBIDE HOLE SAWS			DIAMOND GRIT/TIPPED HOLE SAWS	
		Fast Cut	Deep Cut	Cordless Smooth Cutting Hole Saw	Fast Cut Multi Purpose Hole Saw	Stainless Steel Hole Saw	Carbide Tipped Hole Saw	Ceramic & Abrasive Material Hole Saw	Brick & Masonry Dri-Core Drill
Hole Saw Depth		41mm 1.5/8"	51mm 2"	13mm 1/2"	54mm 2.1/8"	13mm 1/2"	25mm 1"	Diameter Dependant	Diameter Dependant
Hole Saw Ref		FCH	DCH	CSC	MPH	SM	CTD	D	BMC
Recommended Cutting Depths	<3MM	✓		✓	✓	✓	✓	✓	
	3-13MM		✓		✓		✓	✓	
	>13MM		✓		✓		✓	✓	✓
Metal/Inox (Stainless)		★★★	★★★	★★★		★★★	★★★		
Non Ferrous Material		★★★	★★★	★★★		★★★	★★★		
Cast Iron		★	★				★★★		
Wood		★	★	★	★★★				
Nail Embedded Wood		★	★						
Veneer		★	★	★	★★★				
MDF					★★★				
Plastic		★	★	★	★★★				
Acrylic		★	★	★	★★★				
Ceramic					★			★★★	
Porcelain/Glass/Stone								★★★	
Fibreglass		★	★		★			★★★	
Formica		★	★	★	★★★				
Plaster		★	★	★	★★★				
Suspended Floors		★	★						
Brick & Masonry								★★★	★★★
Cutting Performance									
Excellent	★★★								
Satisfactory	★								



Starrett Hole Saws

The Fast Cut Bi Metal Hole Saw

The Fast Cut saw combines a new tooth material, and a new tooth design, providing a smoother, faster cut on a wide range of materials, when compared against the previous Constant Pitch Saws.

Features and Benefits

- Ideal for stainless and mild steel sheet and tubes with a wall thickness of up to 3mm (1/8")
- New 5.5 TPI/25mm tooth form provides a smoother, faster cut in all materials
- New tooth material for enhanced heat and wear resistance and greater product life
- Cutting depth of 41mm (1.5/8")



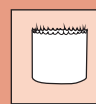
Fast Cut Hole Saw.



Fast Cut Hole Saw application.



TYPE	Saw Dia	Pack Cont.
FCH0096	14mm	1
FCH0058	16mm	1
FCH1016	17mm	1
FCH0034	19mm	1
FCH2532	20mm	1
FCH1036	21mm	1
FCH0078	22mm	1
FCH1056	24mm	1
FCH0100	25mm	1
FCH0116	27mm	1
FCH0118	29mm	1
FCH0136	30mm	1
FCH0114	32mm	1
FCH0156	33mm	1
FCH0138	35mm	1
FCH0176	37mm	1
FCH0112	38mm	1
FCH0196	40mm	1
FCH0158	41mm	1
FCH1116	43mm	1
FCH0134	44mm	1
FCH1136	46mm	1
FCH0178	48mm	1
FCH0200	51mm	1
FCH0216	52mm	1
FCH0218	54mm	1



Starrett Hole Saws

The Fast Cut Hole Saw



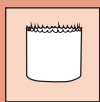
For the range of Arbors to suit. See pg 43



Fast Cut Hole Saw Kits also available. See pg 42

TYPE	Saw Dia	Pack Cont.
FCH56MM	56mm	1
FCH0214	57mm	1
FCH0256	59mm	1
FCH0238	60mm	1
FCH0212	64mm	1
FCH0296	65mm	1
FCH0258	67mm	1
FCH68M	68mm	1
FCH0234	70mm	1
FCH0278	73mm	1
FCH0300	76mm	1
FCH0318	79mm	1
FCH0314	83mm	1
FCH0338	86mm	1
FCH0312	89mm	1
FCH0358	92mm	1
FCH0334	95mm	1
FCH0378	98mm	1
FCH0400	102mm	1
FCH0418	105mm	1
FCH0414	108mm	1
FCH0438	111mm	1
FCH0412	114mm	1
FCH0434	121mm	1
FCH0500	127mm	1
FCH0514	133mm	1
FCH0512	140mm	1
FCH0600	152mm	1
FCH160MM	160mm	1
FCH168MM	168mm	1
FCH177MM	177mm	1
FCH210MM	210mm	1





Starrett Hole Saws

Deep Cut Bi Metal Hole Saws

The Deep Cut saw combines the tried and tested tooth form from the previous Dual Pitch product, with a new tooth material for enhanced heat and wear resistance.

It also features an increased cutting depth of 51mm (2"), and is ideal for cutting metal or more than 3mm thickness tubes with a wall thickness of greater than 3mm and wood up to 51mm (2") thick.

Features and Benefits

- Aggressive material penetration and kerf clearance
- Ideal for solid materials or tubes of a wall thickness greater than 3mm
- 51mm cutting depth improves cutting performance on tubes, particularly where there is a need to cut through both sides of the tube
- New tooth material for enhanced heat and wear resistance and greater product life
- Cutting depth of 51mm (2")

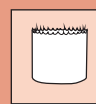


Deep Cut Hole Saw.



Deep Cut Hole Saw application.

TYPE	Saw Dia	Pack Cont.
DCH0034	19mm	1
DCH2532	20mm	1
DCH1036	21mm	1
DCH0078	22mm	1
DCH1056	24mm	1
DCH0100	25mm	1
DCH0116	27mm	1
DCH0118	29mm	1
DCH0136	30mm	1
DCH0114	32mm	1
DCH0156	33mm	1
DCH0138	35mm	1
DCH0176	37mm	1
DCH0112	38mm	1
DCH0196	40mm	1
DCH0158	41mm	1
DCH1116	43mm	1
DCH0134	44mm	1
DCH1136	46mm	1
DCH0178	48mm	1
DCH0200	51mm	1
DCH0216	52mm	1
DCH0218	54mm	1
DCH056M	56mm	1
DCH0214	57mm	1
DCH0256	59mm	1
DCH0238	60mm	1
DCH0212	64mm	1



Starrett Hole Saws

Deep Cut Bi Metal Hole Saws



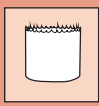
Deep Cut Hole Saw Kits available. see pg 42



For the range of Arbors to suit. see pg 43

TYPE	Saw Dia	Pack Cont.
DCH0296	65mm	1
DCH0258	67mm	1
DCH068M	68mm	1
DCH0234	70mm	1
DCH0278	73mm	1
DCH0300	76mm	1
DCH0318	79mm	1
DCH0314	83mm	1
DCH0338	86mm	1
DCH0312	89mm	1
DCH0358	92mm	1
DCH0334	95mm	1
DCH0378	98mm	1
DCH0400	102mm	1
DCH0418	105mm	1
DCH0414	108mm	1
DCH0438	111mm	1
DCH0412	114mm	1
DCH0434	121mm	1
DCH0500	127mm	1
DCH0514	133mm	1
DCH0512	140mm	1
DCH0600	152mm	1
DCH160M	160mm	1
DCH168M	168mm	1
DCH177M	177mm	1
DCH210M	210mm	1





Starrett Hole Saws

Bi-Metal Cordless Smooth Cut Hole Saws

Complete hole saw assembly including arbor and pilot drill, specifically for cordless power tools. Heat resistant high speed steel edge, with alloy backing and constant pitch of 8 TPI for stainless and mild steel, sheet steel, plasterboard, wood and thin non-metallics.

Features and Benefits

- Ideal for cutting stainless steel, mild steel sheeting plus plasterboards, wood and thin plastics
- Safety stop at the base of the hole saw prevents drilling beyond the maximum cutting depth
- Complete assembly – arbor and pilot drill included
- Constant pitch teeth provide exceptionally smooth cuts pitch 8 teeth per 25mm/inch
- Recommended cutting depth 2mm
- Saw design enables longer battery life of tool between changes



Bi-Metal Cordless Smooth Cut Hole Saws.

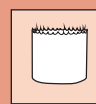


CSC Hole Saw application.



CSC Hole Saw Kits also available see pg 42.

TYPE	Saw Dia	Pack Cont.
CSC16	16mm	1
CSC19	19mm	1
CSC20	20mm	1
CSC22	22mm	1
CSC25	25mm	1
CSC27	27mm	1
CSC29	29mm	1
CSC30	30mm	1
CSC32	32mm	1
CSC35	35mm	1
CSC38	38mm	1
CSC40	40mm	1
CSC51	51mm	1



Starrett Hole Saws

TCT Tungsten Carbide Tipped Multi-Purpose Hole Saws

Tungsten carbide tipped multi-purpose hole saws with a unique tooth set for an ultra-aggressive, high performance cutting on non-metallics.

Perfect tool for users from construction and installation engineers to the DIY enthusiast. Offering very fast cutting times, and outstanding life. The MPH saws will cut through wood, MDF, plastics and ceramic wall tiles.

Features and Benefits

- Rapid, heat free stock removal of wood, MDF and plastics, plasterboard, and ceramic tiles up to five times faster than bi-metal hole saws
- Carbide tipped teeth for outstanding cutting performance and product durability
- Smooth cutting with minimal heat build up
- Suitable for use in electric and battery powered tools
- Cutting depth of 54mm (2-1/8")
- Special arbors featuring extended length pilot drills are available

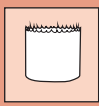


Multi Purpose Hole Saw MPH.



MPH Hole Saw application. MPH Hole Saw. Kits also available see pg 42. For a full range of arbors to suit MPH Hole Saws see pg 43.

TYPE	Saw Dia	Pack Cont.
MPH0034	19mm	1
MPH2532	20mm	1
MPH0078	22mm	1
MPH0100	25mm	1
MPH0116	27mm	1
MPH0118	29mm	1
MPH0136	30mm	1
MPH0114	32mm	1
MPH0138	35mm	1
MPH0112	38mm	1
MPH0196	40mm	1
MPH0158	41mm	1
MPH0134	44mm	1
MPH0178	48mm	1
MPH0200	51mm	1
MPH0218	54mm	1

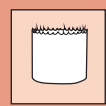


Starrett Hole Saws

TCT Tungsten Carbide Tipped Multi-Purpose Hole Saws

TYPE	Saw Dia	Pack Cont.
MPH0214	57mm	1
MPH0238	60mm	1
MPH0212	64mm	1
MPH0296	65mm	1
MPH0258	67mm	1
MPH68MM	68mm	1
MPH0234	70mm	1
MPH0278	73mm	1
MPH0300	76mm	1
MPH0318	79mm	1
MPH0314	83mm	1
MPH0338	86mm	1
MPH0312	89mm	1
MPH0358	92mm	1
MPH0334	95mm	1
MPH0378	98mm	1
MPH0400	102mm	1
MPH0418	105mm	1
MPH0414	108mm	1
MPH0456	109mm	1
MPH0438	111mm	1
MPH0412	114mm	1
MPH0458	118mm	1
MPH0434	121mm	1
MPH0500	127mm	1
MPH0512	140mm	1
MPH0600	152mm	1
MPH0614	159mm	1





Starrett Hole Saws

Tungsten Carbide Tipped Stainless Steel Sheet Metal Hole Saw

Ideal for cutting stainless steel and high alloy steels, non ferrous light metals and reinforced fabrics, at a much faster speed than is possible with a bi-metal hole saw.

The tough tungsten carbide tipped teeth have a positive cutting angle which provides fast and efficient removal of chips and swarf, recommended cutting depth is 2mm.

Features and Benefits

- Ideal for production cutting, and particularly suitable for use in drills with limited speed control
- Tungsten carbide tipped teeth provide superb product life and cutting performance
- Replacement pilot drills are available
- Complete assembly – there is no requirement to purchase a separate arbor and pilot drill
- Safety stop at the base of the hole saw prevents drilling beyond maximum cutting depth
- Recommended cutting depth is 2mm

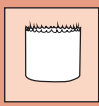


Sheet Metal Hole Saw.



Sheet Metal Hole Saw Application.

TYPE	Saw Dia	Pack Cont.
SM15	15mm	1
SM16	16mm	1
SM18	18mm	1
SM19	19mm	1
SM20	20mm	1
SM22	22mm	1
SM25	25mm	1
SM27	27mm	1
SM29	29mm	1
SM30	30mm	1
SM32	32mm	1
SM38	38mm	1
SM40	40mm	1
SM45	45mm	1
SM50	50mm	1
SM51	51mm	1
SM60	60mm	1
SM65	65mm	1
SM75	75mm	1
SM80	80mm	1



Starrett Hole Saws

Carbide Tipped Deep Cut Hole Saws


The new Starrett Carbide Tipped Deep Cut hole saw (CTD) is the perfect solution for repeated intensive drilling in mild and stainless steel, cast iron, aluminium and copper of all thicknesses up to and including 25mm (1"). Starrett CTD hole saws feature three different angles ground on to the cutting face of each tooth on the saw. This three ply tooth grind delivers a fast cut, minimal snag when the saw begins the cut, efficient swarf removal minimising heat build up, and maximum saw life. CTD will power through sheet, stainless steel up to 25mm thickness, enclosures, pipework and structural steel work with either a fixed or portable drill, in a fraction of the time taken by a standard hole saw.

Features and Benefits

- Supplied as one piece with no need for assembly
- Three ply tooth grind on each tooth delivers maximum performance and makes the saw much more robust than two ply equivalents
- Safety stop collar at the base of the saw prevents the saw 'following through' once the cut is complete
- Can be used with fixed or portable drills, mains power or cordless.
- All saws are supplied with an ejector spring to aid ejection of the core from the saw
- Replacement pilot drills are available



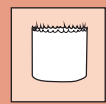
Carbide Tipped Deep Cut Hole Saw.



Carbide Tipped Deep Cut Hole Saw Application.

TYPE	Saw Dia	Pack Cont.
CTD15	15mm	1
CTD16	16mm	1
CTD17	17mm	1
CTD18	18mm	1
CTD19	19mm	1
CTD20	20mm	1
CTD21	21mm	1
CTD22	22mm	1
CTD23	23mm	1
CTD24	24mm	1
CTD25	25mm	1
CTD26	26mm	1
CTD27	27mm	1
CTD28	28mm	1
CTD29	29mm	1
CTD30	30mm	1
CTD32	32mm	1
CTD33	33mm	1
CTD34	34mm	1

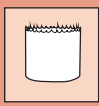




Starrett Hole Saws

Carbide Tipped Deep Cut Hole Saws

TYPE	Saw Dia	Pack Cont.
CTD35	35mm	1
CTD36	36mm	1
CTD38	38mm	1
CTD39	39mm	1
CTD40	40mm	1
CTD45	45mm	1
CTD50	50mm	1
CTD51	51mm	1
CTD55	55mm	1
CTD60	60mm	1
CTD64	64mm	1
CTD65	65mm	1
CTD70	70mm	1
CTD75	75mm	1
CTD80	80mm	1
CTD85	85mm	1
CTD90	90mm	1
CTD95	95mm	1
CTD100	100mm	1



Starrett Hole Saws

Diamond Grit Hole Saw

High performance saws for non-metallics. Synthetic diamond grit bonded over a durable steel platform. Capable of cutting through porcelain, glass, ceramics, brick and stone. These hole saws are the ideal solution in the toughest of cutting situations.

Features and Benefits

- Small diameter hole saws are perfect for kitchen and bathroom installations
- Smooth surface finish
- Drive arbors with carbide tipped pilot drills available
- Cutting depth of 41mm

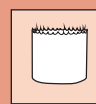


Diamond Grit Hole Saw.



Diamond Grit Hole Saw Application.

TYPE	Saw Dia	Pack Cont.
D0058	16mm	1
D0034	19mm	1
D2532	20mm	1
D0078	22mm	1
D0100	25mm	1
D0118	29mm	1
D0136	30mm	1
D0114	32mm	1
D0138	35mm	1
D0112	38mm	1
D0196	40mm	1
D0158	41mm	1
D1116	43mm	1
D0134	44mm	1
D0200	51mm	1
D0216	52mm	1
D56MM	56mm	1
D0212	64mm	1
D0358	92mm	1
D0500	127mm	1
D0600	152mm	1



Starrett Hole Saws

Diamond Tile Drills

High performance hole saws for drilling small diameter holes in many non-metallics. These diamond edge hole saws are produced with a uniform coating of synthetic diamond grit bonded to a durable steel platform. Diamond edge saws produce clean, accurate cuts on brick, glass, ceramic tiles and stone.

Features and Benefits

- Able to cut rapidly through porcelain, glass, ceramics, brick and stone
- Small diameter hole saws are perfect for kitchen and bathroom installations
- Smooth surface finish
- Drive arbor and pilot drill not required
- Maximum cutting depth of 20mm
- Plastic water dispensing bottle to apply coolant to drill bit is also available
- Diamond tile drill guide used in place of a pilot drill bit to eliminate hole saw walking and prevent damage to work surfaces



Diamond Tile Drills.



Diamond Tile Drill Application.

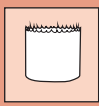


Tile Drill Water Bottle.



Diamond Tile Drill Guide.

TYPE	Saw Dia/Description	Pack Cont.
D0005	5mm	1
D0006	6mm	1
D0065	6.5mm	1
D0008	8mm	1
D0010	10mm	1
D0012	12mm	1
WCD01	Drill Water Bottle	1
DTDG01	Diamond Tile Drill Guide	1



Starrett Hole Saws

Diamond Core Drills

Designed for intensive dry cutting on brickwork and blockwork, and particularly suitable for plumbers, electricians, and other installation engineers.


These dri-core drills will be invaluable in the construction of flues, air vents and plumbing or electrical channels.

Features and Benefits

- Faster rate of cut than TCT alternatives with less pressure required
- 300mm saw length on 22 and 28mm diameter saws
- 150mm saw length on all other diameters



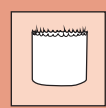
Diamond Core Drill.



Diamond Core Drill Application.

TYPE	Saw Dia/Description	Pack Cont.
BMC28	28mm	1
BMC52	52mm	1
BMC65	65mm	1
BMC102	102mm	1
BMC117	117mm	1
BMC127	127mm	1
BMC152	152mm	1
BMA1	Hex Adaptor	1
BMA2	SDS Adaptor	1
BMA1240	Hex Adaptor	1
BMA2240	SDS Adaptor 240mm	1
BMA3200	Pilot Drill 13 x 200mm	1
BMA3350	Pilot Drill 13 x 350mm	1
BMA4150	Extension 150mm	1
BMA4250	Extension 250mm	1
BMA5	Drift Key	1

**Other sizes available on request*



Starrett Hole Saw Kits

Hole Saw Kits

A comprehensive range of kits to support our hole saw range. Suitable for tradesmen, installation engineers, industry in general and the DIY enthusiast. Our kits feature a range of saws with sizes selected specifically to suit the relevant application.

Packed in sturdy carrying cases, the kits will be an invaluable addition to any toolbox.

Features and Benefits

- Suitable for tradesmen, installation engineers and industry in general
- Packed in a sturdy carrying case

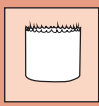


General Purpose Hole Saw Kit.



General Purpose Hole Saw Kit packaging for point of sale.

TYPE	Description	Hole Saw Sites	Arbor & Accessories	Pack Cont.
FAST CUT BI-METAL HOLE SAW KITS				
KFC06023	General Purpose Kit 8 piece	22mm, 29mm, 35mm, 44mm, 51mm & 64mm	A1 & A10 Arbors	1
KFC06022	Electricians Kit 8 piece	16mm, 20mm, 25mm, 29mm, 44mm & 51mm	A1 & A10 Arbors	1
KFC06021	Electricians Kit 1 8 piece	16mm, 20mm, 25mm, 32mm, 40mm & 51mm	A1 & A10 Arbors	1
KFC06071	Ulti-Mate Electricians Kit 13 piece	16mm, 20mm, 25mm, 32mm, 40mm & 51mm	A3 Ulti-Mate Arbor 6 Ulti-Mate Arbor Adapters	1
KFC11021	Deluxe Electricians Kit 13 piece	16mm, 20mm, 22mm, 25mm, 29mm, 35mm, 44mm, 51mm, 64mm, 68mm, & 76mm	A1 & A2 Arbors	1
KFC12021	Plumbers and Electricians Kit 14 piece	16mm, 20mm, 22mm, 29mm, 35mm, 38mm, 40mm, 44mm, 51mm, 57mm, 65mm & 68mm	A1 & A2 Arbors	1
KFC06011	Super 6Plus Kit	3 x 25mm, 3 x 20mm	A1 Arbor	1
BI METAL CORDLESS SMOOTH HOLE SAW KITS				
KCS07011	General Purpose Kit 8 piece	16mm, 20mm, 25mm, 29mm, 30mm, 32mm, & 38mm	A18 Dual Hex Chuck	1
TCT MULTI-PURPOSE HOLE SAW KITS				
KMP09021	General Purpose Kit 1 11 piece	19mm, 22mm, 29mm, 35mm, 44mm, 51mm, 57mm, 64mm & 68mm	A1E & A17-38E FREE XA014C	1
KMP11021	General Purpose Kit 2 13 piece	19mm, 22mm, 29mm, 35mm, 38mm, 44mm, 51mm, 57mm, 64mm, 68mm & 76mm	A1E & A17-38E FREE XA014C	1
KMP12011	Downlight Hole Saw Kit 13 piece	35mm, 40mm, 44mm, 51mm, 60mm, 65mm, 70mm, 73mm, 76mm, 83mm, 86mm & 92mm	XA17-38 (supplied with carbide tipped pilot drill)	1
KMP04051	Multi-Purpose Hole Saws in a Tube Kit	64mm, 70mm, 76mm, 79mm	A3 Ulti-Mate Arbor & 4 x Ulti-Mate Arbor Adapters	1
CARBIDE TIPPED DEEP CUT HOLE SAW KITS				
KCT08001	Specialist Hole Saw Kit	16mm, 20mm, 22mm, 25mm, 32mm, 40mm, 51mm & 64mm	n/a	1
KCT07001	Specialist Hole Saw Kit	16mm, 20mm, 22mm, 25mm, 32mm, 40mm & 50mm	n/a	1




Starrett Arbors and Accessories

High Speed Steel with Pilot Drill

Offering a range of arbors suitable for use with FCH, DCH, CSC and MPH type hole saws.

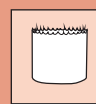
Features and Benefits

- 4 standard models available
- 6.35mm pilot drill included
- Easy replacement of the pilot drill



A1 Arbor. A4 Arbor. A2 Arbor. A10 Arbor.

TYPE	Fits Hole Saw Dia mm	Shank Size	Pack Cont.
HIGH SPEED STEEL WITH PILOT DRILL - Arbor suitable for use with FCH, DCH, CT and C Hole Saws			
A1	14-30mm	8.75mm Hex	1
A4	14-30mm	6.5mm Hex	1
A2 - Quick Hitch	32-210mm	11mm Hex	1
A10 - Quick Hitch	32-152mm	8.75mm Hex	1
EXTENDED LENGTH - Arbor for use with MPH and DCH Hole Saws			
A1E	14-30mm	8.75mm Hex	1
A4E	14-30mm	6.5mm Hex	1
A2E - Quick Hitch	32-210mm	11mm Hex	1
A10E - Quick Hitch	32-152mm	8.75mm Hex	1
Arbor with Carbide Drill			
XA1	14-30mm	8.75mm Hex	1
XA2 - Quick Hitch	32-210mm	11mm Hex	1
XA10 - Quick Hitch	32-152mm	8.75mm Hex	1
Locking Arbor			
A17-38E With extended length HSS Pilot Drill	32-210mm	8.75mm Hex	1
XA17-38 Carbide Tipped	32-210mm	8.75mm Hex	1
Arbor Extension	For Arbor	Fits Chuck Size	Pack Cont
A5	A2, A2E	13mm	1
A15	A1, A1E, A10, A10E, A17-38, A17-38E	9.5mm	1
SDS Plus Shank Arbor with high speed pilot drill			
	Description	Pack Cont	
A1-1	For holesaws 14-30mm	1	
A2-1	For holesaws 32-210mm	1	
Arbor Adaptor - Allows use of Hole Saws up to 152mm			
A12	Adaptor screws on to arbors with a 1/2"-20 screw thread and allows use of hole saws up to 152mm	1	
Oops' Arbor			
Oops Arbor - A19	Fits A1, A2 or A10 type Arbors	1	
Arbor Pilot Drill - High Speed			
A014C	For all FCH Series Hole Saws	1	
A014CE	For TCT MPH and DCH Hole Saws	1	
Carbide Tipped Drill Bit			
XA014C	For all CT, MPH and D Series Hole Saws	1	




Starrett Arbors and Accessories

ULTI-MATE Rapid Release Arbor System

The ULTI-MATE offers super fast, tool free changes between different diameters of hole saw, without adjustment of the drill chuck. Removal of cores from a hole saw after a cut is also much improved by the rapid release of the hole saw from the arbor.

Features and Benefits

- Super fast tool free changes
- Rapid release of the hole saw from the arbor



Rapid Release Arbor System.



Adaptor.

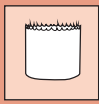


Arbor with pilot drill.

TYPE	Description	Pack Cont.
A3	ULTI-MATE hole saw arbor with pilot drill	1
A3-6	ULTI-MATE hole saw arbor with pilot drill and one each of the standard hole saw adapters	1
A3-3	3 ULTI-MATE hole saw adapters, suitable for hole saws from 14mm - 30mm	1
A3-4	3 ULTI-MATE hole saw adapters, suitable for hole saws from 32mm - 102mm	1
A3-5	ULTI-MATE hole saw adapter, suitable for heavy duty cutting on large diameter saws 102mm and greater	1
A3-7	ULTI-MATE hole saw arbor with pilot drill, 20mm, 25mm, FCH Hole Saws and hole saw adapters	1
A3-8	ULTI-MATE hole saw arbor with pilot drill, 20mm, 25mm, Deep Cut Hole Saws and hole saw adapters	1
A014M	Replacement Drill for ULTI-MATE Arbor	1



For kit see page 42



Starrett Arbors and Accessories

OOPS Arbor

The A19 'Oops' Arbor is for use in conjunction with either the A1, A2 or A10 type hole saw arbors (e.g. A1-1, XA2, A1E etc). Replacing the pilot drill, the 'Oops' Arbor allows diameters to be enlarged by attaching a saw of the same size to that of the existing hole, thereby acting as a pilot for the larger diameter saw. Minimum hole enlargement is 4.7mm (3/16") between the pilot saw diameter and the cutting saw diameter.

Features and Benefits

- The A19 'Oops' Arbor works with the following holesaws because they all have the same screw threads (1/2"-20 & 5/8"-18)
- (FCH) Constant Pitch HSS Bi Metal Holesaws
- (DCH) Dual Pitch HSS Bi Metal Holesaws
- (MPH) TCT Multi Purpose Holesaws
- (CTD) Carbide Tipped Holesaws
- (D) Diamond Grit Holesaws



'Oops' Arbor.

TYPE	Description	Pack Cont.
A19	Oops Arbor	1

HelaTape. The Tape Team.




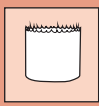
For more information on our complete HelaTape range of products, please see our Product Catalogue Section 4 Electrical Installation



The Tape Team.

A professional team of electrical and technical tapes for bundling, insulating, fixing, sealing and marking.





Starrett Hole Saw Accessories

Hole Saw Core Ejectors


A simple, but highly effective method of ejecting the core from a hole saw after completion of the cut.

Features and Benefits

- Select the appropriate size of ejector for the hole saw
- Where it is necessary to assemble the two parts of the core ejector, twist the spring on to the ejector plate until it locks in place
- Twist the spring on the assembled core ejector over the pilot drill until the pilot drill is protruding from the plate
- Drill the hole
- Please note that using the core ejector will reduce the cutting depth of the saw. The table below lists the recommended optimum maximum material thickness for each type of hole saw. The core ejector will function at greater material thicknesses than those listed, however its effectiveness will diminish



KA Hole Saw Core Ejector.



Core ejector attached to a hole saw. After the hole saw has been drilled the core can clearly be seen at the end of the pilot drill.

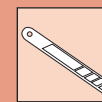
TYPE	Description	Pack Cont.
KA8-1	20-24mm Hole Saw Core Ejector	1
KA8-2	25-38mm Hole Saw Core Ejector	1
KA8-3	40-60mm Hole Saw Core Ejector	1
KA8-4	64-86mm Hole Saw Core Ejector	1
KA8-5	89-127mm Hole Saw Core Ejector	1
KA8-6	133-210mm Hole Saw Core Ejector	1

HOLESAW TYPE	Recommended Max material thickness
FCH, DCH, CTD	7mm
D, MPH	5mm

Please note:



In some applications it is possible that the core may be ejected from the saw at high speed. Please always use safety goggles and glasses and take extra care if drilling vertically.



Starrett Frames and Blades

Hacksaw Blades

This comprehensive range is manufactured to the most exacting standards to offer optimum cutting performance across the broadest range of materials.

Features and Benefits

- Bi-Metal Unique High Speed Steel Safe-Flex hacksaw blades are the industry's most advanced bi-metal hacksaw blade
- A patented solid state diffusion process produces the industry's most advanced bi-metal hacksaw blade
- Grey-Flex High Carbon Steel hacksaw blades are an all-purpose economical alternative when cutting mild steel, copper, brass, aluminium and other like materials
- The blades feature an all carbon construction with a hardened cutting edge and flexible black



KBS1232 Bi-Metal Blade.



GF1224 Greg-Flex High Carbon Steel Blade.

TYPE	Description	TPI	Pack Cont
KBS1218-10	Bi-Metal Unique Safe-Flex Blade 300mm x 13mm x 0.65mm	18	10
KBS1224-10	Bi-Metal Unique Safe-Flex Blade 300mm x 13mm x 0.65mm	24	10
KBS1232-10	Bi-Metal Unique Safe-Flex Blade 300mm x 13mm x 0.65mm	32	10
BS1224	Bi-Metal Unique Safe-Flex Blade 300mm x 13mm x 0.65mm	24	50
BS1232	Bi-Metal Unique Safe-Flex Blade 300mm x 13mm x 0.65mm	32	50
GF1224	Grey-Flex High Carbon Steel Blade 300mm x 13mm x 0.65mm	24	50
GF1232	Grey-Flex High Carbon Steel Blade 300mm x 13mm x 0.65mm	32	50
PT26689	9" replacement Blade for 147 Compass Saw	Variable Pitch	1



Starrett Tools

Hacksaw Frames

A range of hacksaws to compliment the Starrett range are available.

Features and Benefits

- The 140G is a light duty non-adjustable hacksaw frame featuring a closed grip frame accepting 300mm blades. High speed steel Safe-Flex hacksaw blade included.
- The 145 is a closed grip, high tension heavy duty hacksaw frame with a closed grip feature, easy to use. High speed steel Safe-Flex hacksaw blade included.
- The K147 is a Bi-metal Compass Saw an ideal tool for cutting plasterboard, featuring a heavy-duty variable pitch, bi-metal blade to cut most materials and provide an extra-long cutting life. 225/9" bi-metal unique blade included
- The blade rotates full 360° to easily cut at any angle.
- The 148 saw is used for cutting PVC and ABS materials. Also used for cutting plasterboard, plywood and general purpose cutting. Available in two lengths 12" or 18"



140G.



145.



K147.

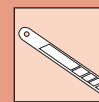


148.

TYPE	Description	Pack Cont.
140G	Closed Grip Non-Adjustable Light Duty Hacksaw Frame	1
145	Closed Grip - High Tension Heavy Duty Hacksaw Frame	1
K147	Bi-Metal Compass Saw with heavy duty bi-metal blade	1
148-12	PVC Saw 12" Blade	1
148-18	PVC Saw 18" Blade	1



Replacement blades available. See page 50



Starrett Tools

Jigsaw Blades & Kits

These jigsaw blades incorporate the Starrett exclusive bi-metal unique process technology. Blades made from this process resist breakage, cut faster and last longer than conventional saws.

The range includes jigsaw blades that can cut wood, multi-purpose, metal and abrasive materials.

Features and Benefits

- Resist breakage
- Cuts faster
- Last longer than conventional saws
- Unified shank suitable for the vast majority of jig saw machines
- Other pack quantities available on request



BU46 Jigsaw Blade.



BU224 Jigsaw Blade.



BU6 Jigsaw Blade Wallet.

TYPE	Description Length x Width x Thickness	Suitable for	TPI	Pack Cont
BU36T-5	75mm x 7.5mm x 1.3mm	wood	6	5
BU36-5	75mm x 7.5mm x 1.3mm	wood	6	5
BU38-5	75mm x 7.5mm x 1.3mm	wood	8	5
BU310T-5	75mm x 7.5mm x 1.3mm	wood	10	5
BU310DT-5	75mm x 7.5mm x 1.3mm	wood	10	5
BU46-5	100mm x 9.5mm x 1.3mm	wood	6	5
BU56-5	125mm x 9.5mm x 1.3mm	wood	6	5
BU214-5	50mm x 7.5mm x 1mm	multi-purpose	14	5
BU218-5	50mm x 9.5mm x 1mm	multi-purpose	18	5
BU214S-5	50mm x 4.5mm x 1mm	multi-purpose	14	5
BU41014-5	100mm x 9.5mm x 1mm	multi-purpose	10-14	5
BU418-5	100mm x 9.5mm x 1mm	multi-purpose	18	5
BU224-5	50mm x 7.5mm x 1mm	metal	24	5
BU232-5	50mm x 7.5mm x 1mm	metal	32	5
BU224S-5	50mm x 4.5mm x 1mm	metal	24	5
BU424-5	100mm x 9.5mm x 1mm	metal	24	5
BU230X-5	50mm x 7.5mm x 1mm	multi-purpose carbide grit	Coarse CG	5
BU3DC-2	75mm x 8mm x 1.5mm	straight cutting /laminates	9-19	2
BU2DC-2	50mm x 5mm x 1.5mm	contour cutting /laminates	9-19	2
BU6	Unified Shank Assorted Pack: BU36, BU46, BU310T, BU3DC, BU2DCS, BU41014, BU214, BU214S, BU218, BU418, BU224, BU224S, BU424, BU232	see above	see above	1



Starrett Tools

Utility Knives

A range of Utility Knives are available with varying blade widths to suit many applications.

Features and Benefits

KUX035-N

- Small plastic utility knife with automatic locking, metal blade guide
- This utility knife works with 9mm (3/8") blade (S05R)
- ABS plastic body and rubber plastic over-mould
- Blade with 13 break-away segments
- Replacement blades also available



KUX035-N.



KUX025-N.

KUX025-N

- Large plastic utility knife with automatic locking metal blade guide
- This utility knife works with 18mm (.710") blade (S06R)
- ABS plastic body and rubber plastic over-mould
- Blade with 8 break-away segments
- Replacement blades also available



KUXPO10-N.

KUXPO10-N


- A die-cast folding knife using trapezoidal or hook blade
- This utility knife works with trapezoidal (S01R) or hook blades (SH01R)
- Supplied with 1 blade and a dispenser with 3 spare trapezoidal blades
- Replacement blades also available



SO11.

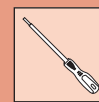
SO11

- The ultimate in safety knives, the Hidden Edge® keeps the blade safely tucked away when not in use, yet instantly available by simply releasing the safety lock and squeezing the lever to the knife body
- The cutting depth is easily and accurately adjusted with a thumbwheel
- With quick release blade change and storage for spare blades in the lever, blade changes are fast and tool free - there is no need to take the knife apart to change the blade
- An optional belt holster is also available (for details contact customer services)
- Supplied with three blades
- Replacement blades also available



KS05R.

TYPE	Description	Pack Cont.
KUX035-N	Small Plastic Automatic Locking Knife 9mm Blade	1
KUX025-N	Large Plastic Automatic Locking Knife 18mm Blade	1
KUXPO10-N	Aluminium Die-Cast Body Folding Knife	1
SO11	Hidden Edge Utility Knife	1
KS01R	Standard Trapezoidal Blade to suit SO11 Knife & KUXPO10N	10
KSH01R	Hook Blade to suit KUXPO10-N Knife	10
KS05R	Break-away 9mm Blade to suit KUX035-N Knife	10
KS06R	Break-away 18mm Blade to suit KUX025-N Knife	10



Starrett Tools

Aluminium Spirit Levels

The range of Torpedo levels are manufactured from extruded aluminium frames with high visibility yellow and red ABS plastic construction for impact resistance.

The range of box beam levels are also produced from aluminium and the special box shape cross section is for improved strength and rigidity.

Features and Benefits

- Aluminium frames
- Vertical, horizontal and 45° vials
- V-grooved top surface and magnetic bottom surface

Box Beam level:

- Two vertical vials and one horizontal vial with ABS plastic vial holders
- Shock-absorbing end caps to protect working edges and preserve accuracy



KLTS9-N.



KLTX95-N.



KLBX24-N.



KLBX48-N.

TYPE	Description	Pack Cont.
KLTS9-N	225mm length Magnetic Torpedo Level	1
KLTX95-N	240mm length Exact Magnetic Torpedo Level	1
KLBX24-N	600mm Heavy Duty Aluminium three vial Exact Box Beam Level	1
KLBX48-N	1200mm Heavy Duty Aluminium three vial Exact Box Beam Level	1



Starrett Tools

Tape Measures

Produced of high impact resistant ABS plastic for extended case life. These tape measures offer over-moulded cases for improved grip. Their ergonomic design fits comfortably in the hand and incorporate industry standard standout and improved blade protection

Features and Benefits

- Nylon coated blade provides twice the abrasion resistance of other tapes
- High impact resistant ABS plastic case and rubber plastic over-moulding
- Includes a steel belt clip



KTX12-12ME-N Tape.

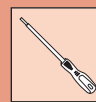


KTX34-16ME-N Tape.



KTX1-26ME-N Tape.

TYPE	Description	Pack Cont.
KTX12-12ME-N	13mm x 3.5m English/Metric Tape/Imperial Tape	1
KTX34-16ME-N	19mm x 5m English/Metric Tape/Imperial Tape	1
KTX1-26ME-N	25mm x 8m English/Metric Tape/Imperial Tape	1
KTX12-3.5M-N	3.5m Metric Only Tape	1
KTX1-5M-N	5m Metric Only Tape	1
KTX1-8M-N	8m Metric Only Tape	1



Starrett Tools

Chalk Lines and Refills

High impact-resistant ABS plastic cases that hold 4oz of chalk. Each chalk line includes 30m of line with a press to release feature.

Features and Benefits

KCS001-N

- High impact resistant ABS plastic case
- Holds 4oz of chalk
- 30m press to release line
- 3.5X faster line rewind
- Stainless steel hook
- Refills available

KCX001-N

- High impact resistant case
- Rubber plastic soft touch over-moulding
- Holds 4oz of chalk
- 30m press to release line and includes 50% stronger line
- 6X faster line rewind
- Stainless steel hook
- Easy feed winder
- Refills available

SC8

- Formulated and coloured to mark distinctively and lay down hard clean lines.
- New bottle design provides easier handling and no-spill cap
- Easy to see colours
- Colours available Blue, Orange, Red and White



KCS001-N.



KCX001-N.



SC8.

TYPE	Description	Pack Cont.
KCS001-N	Chalk Line 30m 4oz	1
KCX001-N	Chalk Line 30m 4oz	1
SC8B	Temporary Blue Chalk Refill 8 oz	1
SC8R	Temporary Red Chalk Refill 8oz	1
SC8W	Temporary White Chalk Refill 8oz	1



Starrett Hole Saw Accessories

Debris Collector

Simply insert the arbor shank through the eyelet at the nylon base, before attaching to the drill, press the rim of the cowl against the surface of the material being sawn and begin sawing. The flange of the cowl then forms a seal against the material being cut, collecting all dirt and debris inside the cowl. Suitable for FCH/DCH/MPH/D Fast Cutting Multi Purpose and Bi-Metal Hole Saws up to and including 121mm (4.3/4").

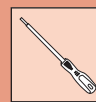
Features and Benefits

- No clean up – no need for time consuming masking of areas prior to drilling or clean up after drilling
- No drill damage – no dust or debris in the drill motor
- No debris spread – no spread of dust in the air
- Works with bi-metal and multi-purpose hole saws
- Ideal when retro fitting/upgrading halogen downlighters to LED versions



HTDB2.

TYPE	Description	Pack Cont.
HTDB2	Debris Collector	1



Starrett Tools

Tool Bags

Compact Tool Bags – BGS

Ideal for carrying tools for small jobs. Main zip compartment, removable shoulder strap, reinforced carry strap and external and internal pockets.

Features and Benefits

- 12 external pockets and 6 internal pockets
- Ideal for day to day tools
- Main compartment with zip closure
- Velcro external pocket
- Removable shoulder strap
- Dimensions (mm L x W x H) 300 x 170 x 220
- Tools not included



BGS.

Medium Tool Bag – BGM

Hard wearing with ABS plastic reinforced base, ready for heavy duty use. Main zip compartment offers security and ease of storage, pockets allow for better organisation of tools. Includes adjustable shoulder strap.

Features and Benefits:

- 7 external pockets and 6 internal pockets
- Reinforced waterproof base
- Main compartment with zip closure
- Large pockets and compartments
- Large internal space with easy access
- Removable shoulder strap
- Dimensions (mm L x W x H) 400 x 220 x 320
- Tools not included



BGM.

Large Tool Bag – BGL

Large storage capacity, with easy access to tools, and rubber carry handle. Removable shoulder strap and various internal and external compartments.

Features & Benefits:

- 21 external pockets, 5 internal and 8 elasticated compartments
- Reinforced carry handle
- Reinforced external base with ABS plastic supports
- Quick and easy access to tools
- Removable shoulder strap
- Tools not included



BGL.

TYPE	Description	Pack Cont.
BGS	Compact Tool Bag	1
BGM	Medium Tool Bag	1
BGL	Large Tool Bag	1



Starrett Portable Band Saw Machine

Portable Band Saw Machine

The S1005 portable band saw machine is ideal for cutting small solids, trunking, conduit, and armoured cables quickly and efficiently. Designed for field work and areas where mains power cables may cause problems, the combination of a sturdy, well designed machine and Starrett's huge experience in band saw blade manufacture results in a tough, durable, high quality band saw machine.

Features and Benefits

- Lightweight, for use in any location
- Ergonomic shape ensures comfortable and safe use for the operator
- Robust design ensures durability
- High quality machine motor, of sufficient strength to provide the torque necessary to cut even relatively hard materials
- Simple blade change and tensioning system

Characteristics

- Battery with Lithium-ion and energy display technology
- Compact and lightweight
- Handle for quick change of the blade
- Designed for professional use
- Ergonomic Handle

Specifications

- Cutting Speed: 170 m / min (550 ft / min.)
- Cutting capacity: Ø 63mm (2.1 / 2 ") / 63 x 63mm (2.1 / 2 " x 2.1 / 2 ")
- Blade dimensions: 13 x 0.35 x 732mm (28.13 / 16 " x 0.013 " x 0.020 ")
- Weight with battery: 3.5 kg (7,7lb)

Box Contents

- 1 Machine - S1005
- 2 Batteries
- 1 Handle
- 1 Charger 220V
- 1 Band Saw Blade Kit
- 1 Carrying Case

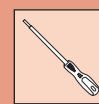


Band Saw Machine S1005.



Band Saw Package.

TYPE	Description	Pack Cont.
S1005	Band Saw Package	1
RX1100732	Replacement blades 10-14 TPI	1
RX1300732	Replacement blades 14-18 TPI	1
RX1500732	Replacement blades 24 TPI	1



Tools

Rack-a-Tier Wire Dispensing Tool

This multi-purpose premium wire dispensing tool is lightweight and durable. It accommodates a wide range of cable sizes with loads of up to 150kg (330lbs). The one tool that does it all: wire dispenser, pipe vise, saw horse, work bench, wall shelf or even a table.

Features and Benefits

- Lightweight
- Durable one piece construction
- Waterproof and easy to clean
- Made of recycled material
- Easy to store and transport
- Ease and speed of set up



Rack-a-Tier.



Rack-a-Tier application.

TYPE	Description	Pack Cont.
RT1 RACKATIERBK	Rack-a-Tier Wire Dispensing Tool	1

Tools

Rack-a-Tier Bend-All Knuckle Saver

Save your knuckles by using the Bend All cable bender! Made with machined aircraft aluminium, this cable bender is extremely strong and durable. It connects to your standard 1/2" ratchet, making cable bending a breeze for you.

Features and Benefits

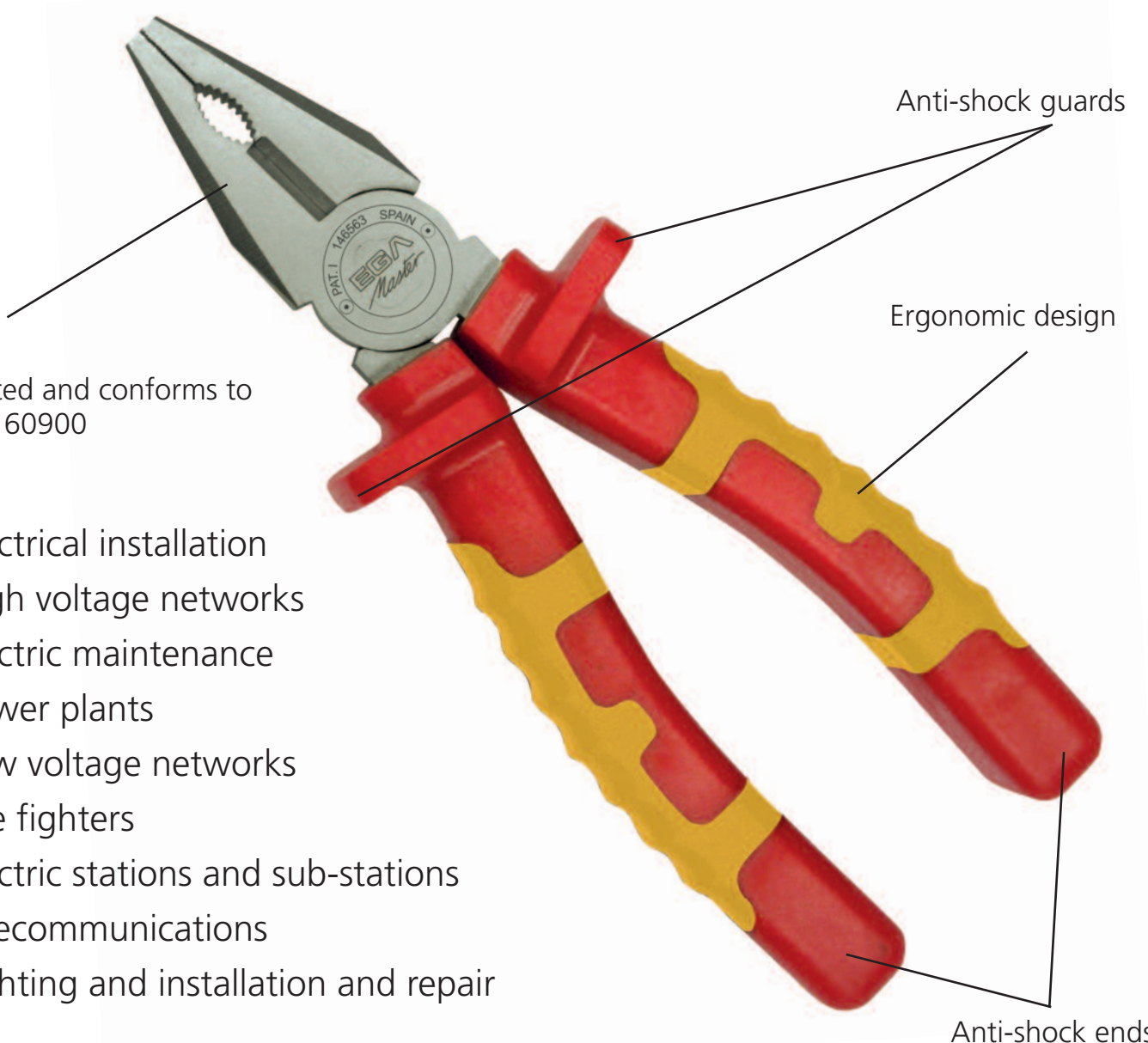
- Captures wire
- Bend inside enclosures to the right or left
- Bend to the front or back
- Your feeder will lie in the lugs



Rack-a-Tier Bend-All Knuckle Saver.

TYPE	Description	Pack Cont.
BEND-ALL	Tool for bending cable	1

VDE 1000V Electricians Tools

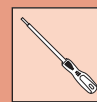


Tested and conforms to IEC 60900

- Electrical installation
- High voltage networks
- Electric maintenance
- Power plants
- Low voltage networks
- Fire fighters
- Electric stations and sub-stations
- Telecommunications
- Lighting and installation and repair

 **1.000V**
IEC 60900





VDE 1000V Electricians Tools

VDE 1000V Insulated Screwdrivers Slotted/Straight

A range of 1000V Slotted/Straight Screwdrivers which are tested and conform to IEC 60900

Features and Benefits

- Ergonomic anti-slip handles offer optimal grip
- Each piece tested at 10,000V (10 times the voltage certified)
- Manufactured to European standards



Slotted/Straight Screwdriver.



TYPE	Description	Pack Cont.
76730	SCREWDRIVER 2.5 X 60 ROTORK 1000V	1
76731	SCREWDRIVER 3 X 60 ROTORK 1000V	1
76651	SCREWDRIVER 3 X 100 ROTORK 1000V	1
76652	SCREWDRIVER 4 X 125 ROTORK 1000V	1
76654	SCREWDRIVER 6.5 X 150 ROTORK 1000V	1
76732	SCREWDRIVER 8 X 290 ROTORK 1000V	1
78733	SCREWDRIVER 10 X 315 ROTORK 1000V	1

VDE 1000V Electricians Tools

VDE 1000V Insulated Screwdrivers Phillips (PH)

A range of 1000V Phillips Screwdrivers which are tested and conform to IEC 60900

Features and Benefits

- Ergonomic anti-slip handles offer optimal grip
- Each piece tested at 10,000V (10 times the voltage certified)
- Manufactured to European standards



Phillips Screwdriver.



TYPE	Description	Pack Cont.
76655	SCREWDRIVER PHILLIPS PH-0 ROTORK 1000V	1
76656	SCREWDRIVER PHILLIPS PH-1 ROTORK 1000V	1
76657	SCREWDRIVER PHILLIPS PH-2 ROTORK 1000V	1
76658	SCREWDRIVER PHILLIPS PH-3 ROTORK 1000V	1
76735	SCREWDRIVER PHILLIPS PH-4 ROTORK 1000V	1



Other tools are available please ask customer service for assistance.



VDE 1000V Electricians Tools

VDE 1000V Insulated Screwdrivers Pozidrive (PZ)

A range of 1000V Pozidrive Screwdrivers which are tested and conform to IEC 60900

Features and Benefits

- Ergonomic anti-slip handles offer optimal grip
- Each piece tested at 10,000V (10 times the voltage certified)
- Manufactured to European standards



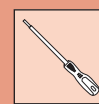
Pozidrive Screwdriver.



TYPE	Description	Pack Cont.
76659	SCREWDRIVER POZIDRIVE PZ-0 ROTORK 1000V	1
76660	SCREWDRIVER POZIDRIVE PZ-1 ROTORK 1000V	1
76661	SCREWDRIVER POZIDRIVE PZ-2 ROTORK 1000V	1
76662	SCREWDRIVER POZIDRIVE PZ-3 ROTORK 1000V	1
76736	SCREWDRIVER POZIDRIVE PZ-4 ROTORK 1000V	1



Other tools are available please ask customer service for assistance.



VDE 1000V Electricians Tools

VDE 1000V 8 Piece Screwdriver Set

A range of 1000V Insulated Tool sets which are tested and conform to IEC 60900. A set of 8 pieces.

Features and Benefits

- Tested and conforms to IEC 60900
- Manufactured to European standards



8 Piece Screwdriver Set.



TYPE	Contents	Pack Cont.
76684	Slotted: 3 x 100mm, 4 x 125mm, 5.5 x 150mm, 6.5 x 150mm. Phillips: PH1, PH2 Pozidrive: PZ1 & PZ2	1 x set
76964	Slotted: 2.5 x 60mm, 4 x 125mm, 5.5 x 150mm, 6.5 x 150mm Phillips: PH0, PH1, PH2 & PH3	1 x set
76982	Slotted: 3 x 100mm, 2.5 x 100mm, 4 x 125mm, 6.5 x 150mm Phillips: PH0, PH1, PH2 & PH3	1 x set

VDE 1000V Electricians Tools

VDE 1000V 6 Piece Screwdriver Set

A range of 1000V Insulated Tool sets which are tested and conform to IEC 60900. A set of 6 pieces.

Features and Benefits

- Tested and conforms to IEC 60900
- Manufactured to European standards



6 Piece Screwdriver Set.



TYPE	Contents	Pack Cont.
76943	Slotted: 3 x 100mm, 4 x 125mm, 5.5 x 150mm. Phillips: PH0, PH1 & PH2	1 x set
76976	Slotted: 3 x 100mm, 4 x 125mm, 6.5 x 150mm. Pozidrive: PZ0, PZ1 & PZ2	1 x set



Other tools are available please ask customer service for assistance.



VDE 1000V Electricians Tools

VDE 1000V 4 Piece Screwdriver Set

A range of 1000V Insulated Tool sets which are tested and conform to IEC 60900. A set of 4 pieces.

Features and Benefits

- Tested and conforms to IEC 60900
- Manufactured to European standards



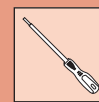
4 Piece Screwdriver Set.



TYPE	Contents	Pack Cont.
76988	PH0,PH1,PH2 & PH3	1 x set
76985	PZ0,PZ1,PZ2 & PZ3	1 x set



Other tools are available please ask customer service for assistance.



VDE 1000V Electricians Tools

VDE 1000V Pliers

A range of 1000 Volt Insulated Pliers which are tested and conform to IEC 60900.

Features and Benefits

- Tested and conforms to IEC 60900
- Manufactured to European standards



TYPE	Contents	Pack Cont.
76582	Combination 165mm	1
76583	Combination 180mm	1
76584	Combination 200mm	1
76589	Flat Nose 160mm	1
76590	Round Nose 160mm	1
76591	Long Nose 160mm	1
76592	Long Nose 200mm	1
76593	Bent Nose 160mm	1
76594	Bent Nose 200mm	1
76595	Diagonal Cutting Pliers 160mm	1
76596	Diagonal Cutting Pliers 200mm	1
76597	Heavy Duty Cutting Pliers 180mm	1
76598	Heavy Duty Cutting Pliers 200mm	1
76599	End Cutting Pliers 160mm	1
76600	End Cutting Pliers (Electrician) 160mm	1
76602	End Cutting Pliers (Electrician) 200mm	1

VDE 1000V Wire Strippers



TYPE	Description	Pack Cont.
76603	Wire Strippers 160mm	1

VDE 1000V Water Pump Pliers



TYPE	Description	Pack Cont.
73004	Water Pump Pliers 250mm	1
73005	Water Pump Pliers 300mm	1

VDE 1000V Scissors



TYPE	Description	Pack Cont.
79057	Scissors 160mm	1



Other tools are available please ask customer service for assistance.




Tools

Crimp Tools

7700 - A ratchet type tool for use with pre-insulated light duty terminals - red, blue & yellow.

Features and Benefits

- Crimp range 1.5 - 6mm²



Ratchet Tool Type 7700.

TYPE	Crimp Type	Crimp Range	Pack Cont.
7700	Ratchet Crimp Tool	1.5 - 6mm ²	1


Tools

Crimp Tools

7702 - A ratchet type tool for use with pre-insulated cord end sleeves.

Features and Benefits

- Crimp range 0.5, 0.75, 1.0, 1.5, 2.5 and 4.0mm²



Ratchet Tool Type 7702.

TYPE	Crimp Type	Crimp Range	Pack Cont.
7702	Ratchet Crimp Tool	0.5-4.0mm ²	1

Tools

Crimp Tools

7703 - A ratchet type tool for use with pre-insulated cord end sleeves.

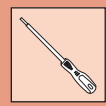
Features and Benefits

- Crimp range 6mm, 10mm & 16mm² (7703)
- Crimp range 0.5, 0.75, 1.0, 1.5, 2.5, 4.0, 6.0, 10.0 and -16mm² (7709)



Ratchet Tool Type 7703 + 7709.

TYPE	Crimp Type	Crimp Range	Pack Cont.
7703	Ratchet Crimp Tool	6mm ² , 10mm ² & 16mm ²	1
7709	Ratchet Crimp Tool	0.5-16mm ²	1



Tools

Crimp Tools

7701309 - A ratchet type tool for use with pre-insulated closed end connectors

Features and Benefits

- Crimp range 1-10mm²



Ratchet Tool Type 7701309.

TYPE	Crimp Type	Crimp Range	Pack Cont.
7701309	Ratchet Crimp Tool	1-10mm ²	1


Tools

Crimp Tools

6095 - A crimp type tool for use with non insulated copper tube terminals and splices.

Features and Benefits

- Crimp range 10-16-25-35-50-70-95-120mm²



Crimp Tool Type 6095.

TYPE	Crimp Type	Crimp Range	Pack Cont.
6095	Heavy Duty Indent	10mm-120mm ²	1

Tools

Crimp Tools

60150 - A crimp type tool for use with non insulated copper tube terminals and splices.

Features and Benefits

- Crimp range 10-16-25-35-70-95-120 and 150mm²



Crimp Tool Type 60150

TYPE	Crimp Type	Crimp Range	Pack Cont.
60150	Heavy Duty Indent	10-150mm ²	1




Tools

Crimp Tools

7701516 - A ratchet type tool for use with non insulated copper tube terminals.

Features and Benefits

- Crimp range 0.5, 2.5, 4.0, 10 and 16mm²



Ratchet Tool Type 7701516.

TYPE	Crimp Type	Crimp Range	Pack Cont.
7701516	Medium Duty Indent	0.5-16mm ²	1

Tools

Crimp Tools

7800 - A ratchet type tool for use with non insulated copper tube terminals and splices.

Features and Benefits

- Crimp range 1.5-2.5, 6.0, 10 and 16mm²



Ratchet Tool Type 7800.

TYPE	Crimp Type	Crimp Range	Pack Cont.
7800	Medium Duty Indent	1.5-16mm ²	1

Tools

Crimp Tools

7725 - A ratchet type tool for use with non insulated copper tube terminals and splices.

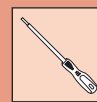
Features and Benefits

- Crimp range 10-16 and 25mm²



Ratchet Tool Type 7725.

TYPE	Crimp Type	Crimp Range	Pack Cont.
7725	Medium Duty Indent	10-25mm ²	1



Tools

Crimp Tools

8038 - A ratchet type tool for use with non insulated copper tube terminals and splices.

Features and Benefits

- Crimp range 6-10-16-25 and 50mm²



Ratchet Tool Type 8038.

TYPE	Crimp Type	Crimp Range	Pack Cont.
8038	Medium Duty Indent	6-50mm ²	1

Tools

Crimp Tools

60050H - A ratchet type tool for use with non insulated copper tube terminals and splices.

Features and Benefits

- Crimp range 6-10-16-25-35-50mm²



Ratchet Tool Type 60050H.

TYPE	Crimp Type	Crimp Range	Pack Cont.
60050H	Heavy Duty Hexagonal	6-50mm ²	1

Tools

Crimp Tools

60120H - A ratchet type tool for use with non insulated copper tube terminals and splices.

Features and Benefits

- Crimp range 10-16-25-35-50-70-95-120mm²



Ratchet Tool Type 60120H

TYPE	Crimp Type	Crimp Range	Pack Cont.
60120H	Medium Duty Hexagonal	10mm-120mm ²	1



Hole Cutting and Drills

Step Drills

HSS spiral flutes ensure quiet operation and high performance. The tapered, chamfered end of the cone makes it easier to withdraw the tool from the material.

Features and Benefits

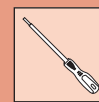
- HSS
- With split point and edge breaker
- Variable spiral flute
- Hole diameter and rotation speed laser engraved



Step Drill.

TYPE	Cut-out	Pack Cont.
EX07027	4-20mm	1
EX07028	6-30mm	1
*EX07002	4-20mm	1
*EX07003	6-30mm	1

* Includes a roto-stop shank



Hole Cutting and Drills

Switch and Socket Box Rethreaders

Designed for cleaning the threads in fixings holes of sockets or switch boxes with malformed threads or are blocked with plaster or cement.

Features and Benefits

- HSS tap for a clean, accurate cut and long life
- Moulded handle



Rethreader.

TYPE	Size	Cut-out	Pack Cont.
NWS350	3.5mm	Rethreader	1

Tools

Drill Bit Sets

A selection of drill bit sets to meet the electricians requirements.

Features and Benefits

- Drill bits to European standards
- Packed in re-usable cases



Drill Bit Sets.

TYPE	Description	Pack Cont.
205200	170 Piece Drill Set. Metal Carry Case. 10 pieces of each 1-8mm, 5 pieces of each 8.5mm-19mm in increments of 0.5mm	1
D16165	16mm 4 Flute Drill	1
D120165	20mm 4 Flute Drill	1
D22165	22mm 4 Flute Drill	1
D32165	32mm 4 Flute Drill	1
D00165	5 Piece set (all above sizes)	1
EX32601	Ruko 19 Piece Twist Drill Set	1




Tools

Nylon Fish Tape

Used for cable routing, easy navigation through conduit runs.

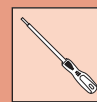
Features and Benefits

- Available in three sizes
- Lightweight
- Strong



Nylon Fish Tape.

TYPE	Description	Pack Cont.
DTN10	Nylon 10m Fish Tape	1
DTN20	Nylon 20m Fish Tape	1
DTN30	Nylon 30m Fish Tape	1



Tools

Cable Cutters

A selection of cable cutters and strippers to meet the electricians requirements.

TTC6, TTC8 AND TTC10

Features and Benefits

- TTC6 - Cable cutting up to 25mm²
- TTC8 - Cable cutting up to 35mm²
- TTC10 – Cable cutting up to 50mm²
- Cuts and strips cable
- Suitable for aluminium and copper cables



TTC6/TTC8/TTC10.

TYPE	Description	Pack Cont.
TTC6	Cable Cutter cuts up to 25mm ²	1
TTC8	Cable Cutter cuts up to 35mm ²	1
TTC10	Cable Cutter cuts up to 50mm ²	1

Tools

Cable Cutters

Cable cutter suitable for Twin and Earth cables.

HTCA26F

Features and Benefits

- Provided very clean cut of twin and earth cables as well as single cables



HTCA26F.

TYPE	Description	Pack Cont.
HTCA26F	Cable Cutter	1



Tools

Cable Cutters

Cable cutter for hardened steel stranded cable.

HTWC200

Features and Benefits

- Cuts hardened steel cable such as catenary wire up to 6mm diameter
- Provides very clean cut without splaying cable strands



HTWC200.

TYPE	Description	Pack Cont.
HTWC200	Cable Cutter	1

Tools

Cable Cutters

A cable cutter suitable for cutting steel wire armoured cable.

HTCA450-AL

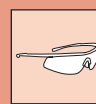
Features and Benefits

- Suitable for cutting Steel Wire Armour Cable up to 17mm diameter
- Will also cut copper and aluminium cable
- Light weight aluminium handle
- Long handles reduce cutting effort



HTCA450-AL.

TYPE	Description	Pack Cont.
HTCA450-AL	Cable Cutter cuts up to 17mm ²	1



Personal Safety Equipment

Plano Eyewear

A range of Plano Security eyewear that offers comfort and a modern design in the most complete respect of European EN166 Standards specification. Recommended for mechanics and the building trade.

PLG35

Features and Benefits

- Extremely sporting and lightweight frameless glasses
- Wraparound lenses offer total protection and unrestricted side view
- Polycarbonate, anti-scratch and ultraviolet protection
- Cannot be used for welding



PLG35 Eyewear.

TYPE	Frame Colour	Lens Colour	Pack Cont.
PLG35	Silver	Transparent	1

Personal Safety Equipment

Plano Eyewear

A range of Plano Security eyewear that offers comfort and a modern design in the most complete respect of European EN166 Standards specification. Recommended for mechanics and the building trade.

PLG36

Features and Benefits

- Sun Protective, Anti Scratch, Ultra Violet protection, Anti Fog
- Polycarbonate Lenses.
- All-day comfort: adjustable frames, lightweight, universal fit
- Top quality, manufactured to European Standard CE EN166 F or FT
- Wrap-around lenses to prevent debris entering the eyes at the side or from underneath



PLG36 Eyewear.

TYPE	Frame Colour	Lens Colour	Pack Cont.
PLG36	Black	Dark Grey	1



Personal Safety Equipment

Plano Eyewear

A range of Plano Security eyewear that offers comfort and a modern design in the most complete respect of European EN166 Standards specification. Recommended for mechanics and the building trade.

PLG33

Features and Benefits

- Anti-scratch and gives UV protection
- Wraparound polycarbonate lenses
- Lightweight frames
- Anti-fog/mist
- Removable ventilation strip designed to prevent misting on the inside and also absorbs perspiration
- Rubber nose grip provides extra comfort and reduces slipping when the head is lowered
- Comes with an easily attachable lanyard



PLG33 Eyewear.

TYPE	Frame Colour	Lens Colour	Pack Cont.
PLG33	Blue	Clear	1

Personal Safety Equipment

Plano Eyewear

PLG24

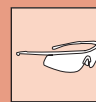
Features and Benefits

- High-visibility, Anti scratch, Ultra Violet protection
- Polycarbonate Lenses
- All-day comfort: adjustable frames, lightweight, universal fit
- Top quality, manufactured to European Standard CE EN166 F or FT
- Wrap-around lenses to prevent debris entering the eye at the side or from underneath



PLG24- Eyewear

TYPE	Frame Colour	Lens Colour	Pack Cont.
PLG24	Grey/Lime Green	Lime Green	1



Personal Safety Equipment

Head Torch

This Head Torch is energy saving, high power with a long life ultra bright 1W LED bulb.

Features and Benefits

- Light weight 77gm including batteries
- 3 function settings
- Fully adjustable head strap
- Pivoting lamp
- Bulb life 50,000 hours
- ABS/Aluminium alloy body
- Blister packed



Head Torch.



Head Torch blister packed.

TYPE	Description	Pack Cont.
HT105	1W LED Head Torch	1

Personal Safety Equipment

Knee Protection

Nailers protective knee pads are a new generation of effective knee pad joint protectors.


Features and Benefits

- Comfortable
- Retain shape better
- Lasts longer
- Absorbs shock effectively
- Quick fix and release, adjustable straps
- Fully certified EN1621/1 – abrasion and impact tested



Gel knee protector.

TYPE	Description	Pack Cont.
60200-G1	Gel knee protectors	1



Chemicals and Aerosols

Ambersil Chemicals and Aerosols

A range of aerosols and chemicals for cleaning, protecting, lubricating and degreasing.

Features and Benefits

Fospro-PX

- Protects against corrosion
- Ideal for use on all mechanical and electrical equipment
- Used as a penetrant to quickly free seized nuts, bolts and bearings

Contact-Cleaner FG

- Designed for electrical maintenance especially in the food industry
- Highly effective precision cleaning solvent

CCL100 Contact Cleaner

- Fast drying cleaner for all electrical and electronic components
- Speedily cleans grease and dirt from components

Lec Klene Degreaser

- Highly refined, low aromatic solvent cleaner
- For effective cleaning of electrical and aerospace equipment

Air Duster Cleaner

- Liquified gas which provides a dry powerful blast for easy removal of dust and other loose contamination
- Formulated without the use of any CFC's or HCFC's

40+ Protective Lube

- A complete maintenance treatment for protection against corrosion, water displacement, lubrication and light surface rust removal
- Removes and repels ambient moisture

Toughwipes

- Wipes which are impregnated with an effective cleaning and conditioning solution
- Gentle on hands but tough on contamination

Corrosion Inhibitor

- A protective coating that provides long lasting protection against rust and corrosion

Chainspray Lubricant

- Lubricating chains



Contact Cleaner FG.

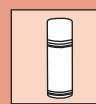


Fospro-PX.



For other products from the Ambersil range please call our customer service department on 01922 458151

TYPE	Description	Pack Cont.
6710318504	Fospro-PX Protective Lubricant	12 x 400ml
6150009510	Contact-Cleaner FG	1 x 400ml
6330272100	Touchwipes 100's	1 Tub of 100
6130002900	Lec-Klene	1 x 400ml
63700M7018	CCL100 Contact Cleaner Lubricant	1 x 400ml
6130012100	Air Duster	1 x 400ml
6130007000	40+ Protective Lube	1 x 400ml
6190011600	Corrosion Inhibitor	1 x 400ml
6150001100	Chain Spray Lubricant	1 x 400ml




Chemicals and Aerosols

Cable Scout⁺ Pulling Lubricant


HellermannTyton's Cable Scout⁺ Pulling Lubricant is designed for installation of cables and can be easily applied without dripping on the installation. It has exceptional protection against cable jacket damage by reducing the frictional resistance up to 80%.

Features and Benefits

- Working temperature range +5°C to +40°C
- Clear and colourless
- Water based, easy to clean, no stains
- Easy to use, with a brush or pump
- Suitable for many types of cables
- Skin compatibility
- Environmentally friendly, biologically degradable
- Non-toxic
- Non-flammable
- 1 litre bottle

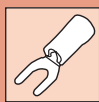


Clear cable pulling lubricant.



Assists cables to glide easily.

TYPE	Description	Pack Cont.
CS-CPL	CableScout ⁺ Cable Pulling Lubricant	1



Connection Products

Nylon Cable Glands

Nylon domed headed cable glands are quick and easy to install and cater for a wide range of cable sizes.

A range of quality nylon cable glands that can be used on a wide range of applications when connecting cable to electrical equipment (but not steel wire armoured cable).

Features and Benefits

- Material Nylon 66
- Low smoke, zero halogen
- IP rating IP68
- Metric thread
- Available in red, black, white, dark grey and grey
- Euro slot packaging
- Complete with lock nut and washer

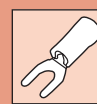


Nylon Cable Glands.

TYPE	Size	Colour	Cable Clamp Range	Pack Cont.
NGM12RD	M12	Red (RD)	3-6.5mm	10
NGM12WE	M12	White (WE)	3-6.5mm	10
NGM12GY	M12	Grey (GY)	3-6.5mm	10
NGM12DGY	M12	Dark Grey (DGY)	3-6.5mm	10
NGM12BK	M12	Black (BK)	3-6.5mm	10
NGM16RD	M16	Red (RD)	5-10mm	10
NGM16WE	M16	White (WE)	5-10mm	10
NGM16GY	M16	Grey (GY)	5-10mm	10
NGM16DGY	M16	Dark Grey (DGY)	5-10mm	10
NGM16BK	M16	Black (BK)	5-10mm	10
NGM20SRD	M20	Red (RD)	6-12mm	10
NGM20SWE	M20	White (WE)	6-12mm	10
NGM20SGY	M20	Grey (GY)	6-12mm	10
NGM20SDGY	M20	Dark Grey (DGY)	6-12mm	10
NGM20SBK	M20	Black (BK)	6-12mm	10
NGM20RD	M20	Red (RD)	10-14mm	10
NGM20WE	M20	White (WE)	10-14mm	10
NGM20GY	M20	Grey (GY)	10-14mm	10
NGM20DGY	M20	Dark Grey (DGY)	10-14mm	10
NGM20BK	M20	Black (BK)	10-14mm	10
NGM25RD	M25	Red (RD)	13-18mm	10
NGM25WE	M25	White (WE)	13-18mm	10
NGM25GY	M25	Grey (GY)	13-18mm	10
NGM25DGY	M25	Dark Grey (DGY)	13-18mm	10
NGM25BK	M25	Black (BK)	13-18mm	10
NGM32RD	M32	Red (RD)	18-25mm	5
NGM32WE	M32	White (WE)	18-25mm	5
NGM32GY	M32	Grey (GY)	18-25mm	5
NGM32DGY	M32	Dark Grey (DGY)	18-25mm	5
NGM32BK	M32	Black (BK)	18-25mm	5
NGM40RD	M40	Red (RD)	22-32mm	5
NGM40WE	M40	White (WE)	22-32mm	5
NGM40GY	M40	Grey (GY)	22-32mm	5
NGM40DGY	M40	Dark Grey (DGY)	22-32mm	5
NGM40BK	M40	Black (BK)	22-32mm	5
NGM50RD	M50	Red (RD)	30-38mm	2
NGM50WE	M50	White (WE)	30-38mm	2
NGM50GY	M50	Grey (GY)	30-38mm	2
NGM50DGY	M50	Dark Grey (DGY)	30-38mm	2
NGM50BK	M50	Black (BK)	30-38mm	2
NGM63RD	M63	Red (RD)	34-44mm	2
NGM63WE	M63	White (WE)	34-44mm	2
NGM63GY	M63	Grey (GY)	34-44mm	2
NGM63DGY	M63	Dark Grey (DGY)	34-44mm	2
NGM63BK	M63	Black (BK)	34-44mm	2



Other colours available on request subject to minimum order quantity and lead times



Connection Products

Brass Cable Glands

Glands manufactured as per BS 6121 PT1: 1989
for use with PVC SWA PVC 600/1000V Cables

Gland Selection Chart For PVC SWA PVC Cables

Cable Cond. Size		Number of Cores													
Area mm ²	Neutral	1	2	3	3½	4	5	7	10	12	19	27	37	48	
1.5	-	-	20S	20S	-	20S	20S	20S	20	20	25	25	32	32	
2.5	-	-	20S	20S	-	20S	20S	20	25	25	25	32	32	40	
4	-	-	20S	20S	-	20	20	25	25	25	32	40	40	50	
6	-	-	20S	20	-	20									
10	-	-	25	25	-	25									
16	-	-	25	25	-	25									
25	16	-	25	25	32	32									
35	16	-	25	32	32	32									
50	25	25	32	32	32	40									
70	35	25	32	40	40	40									
95	50	25	40	40	50	50									
120	70	25	40	50	50	50									
150	70	32	40	50	50	50									
185	95	32	50	50	63	63									
240	120	40	50	63	63	63									
300	150	40	63	63	75	75									
300	185	-	-	-	75	-									
400	185	50	63	75	75	75									
500	-	50													
630	-	50													
800	-	63													
1000	-	63													

Glands manufactured as per
BS 6121 PT1: 1989
For use with PVC SWA PVC 600/1000V Cables

This selection chart is given for guidance only.
Actual cable dimension must be considered
before making final selection.

GLAND KIT

Brass Glands

BW Indoor Gland

Features and Benefits

- For use with all types of SWA cables to BS6346
- For use indoors in dry locations
- Simple two part design with low resistance armour locking and no sealing



BW Brass Cable Glands

TYPE	Description	Pack Cont.
BW20S	20mm Small	2
BW20	20mm Standard	2
BW25	25mm Standard	2
BW32	32mm Standard	2
BW40	40mm Standard	1
BW50	50mm Standard	1
BW63	63mm Standard	1
BW75	75mm Standard	1




Brass Glands

CW Indoor Gland

Features and Benefits

- For use with all types of SWA cables to BS6346
- For use indoors and outdoors whenever it is required to provide a sealing on the cable outer sheath
- CW glands are weather proof and can be used in corrosive conditions when protected with a shroud
- Positive armour locking effective earth continuity, increased mechanical strength



CW Brass Cable Glands.

TYPE	Description	Pack Cont.
CW20S	20mm Small	2
CW20	20mm Standard	2
CW25	25mm Standard	2
CW32	32mm Standard	2
CW40	40mm Standard	1
CW50	50mm Standard	1
CW63	63mm Standard	1
CW75	75mm Standard	1

Brass Glands

BW Indoor Gland – LSF

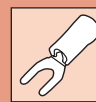
Features and Benefits

- BW LSF Gland for use on LSF cables and applications.
- For use with all types of BW cables
- For use in indoors in dry locations
- Simple two part design with low resistance armour locking and no sealing
- BW Gland LSF compliant as per BS6724:1990



BW LSF Brass Cable Glands.

TYPE	Description	Pack Cont.
LSFBW20S	20mm Small LSF	2
LSFBW20	20mm Standard LSF	2
LSFBW25	25mm Standard LSF	2
LSFBW32	32mm Standard LSF	2
LSFBW40	40mm Standard LSF	1
LSFBW50	50mm Standard LSF	1
LSFBW63	63mm Standard LSF	1
LSFBW75	75mm Standard LSF	1




Brass Glands

CW Indoor Gland – LSF

Features and Benefits

- CW LSF Gland for use with LSF cables
- For use indoors and outdoors whenever it is required to provide a sealing on the cable outer sheath
- CW LSF glands are weather proof and can be used in corrosive conditions when protected with a shroud
- Positive armour locking, effective earth continuity, increased mechanical strength
- CW LSF gland is compliant as per BS6724:1990



CW LSF Brass Cable Glands.

TYPE	Description	Pack Cont.
LSFCW20S	20mm Small LSF	2
LSFCW20	20mm Standard LSF	2
LSFCW25	25mm Standard LSF	2
LSFCW32	32mm Standard LSF	2
LSFCW40	40mm Standard LSF	1
LSFCW50	50mm Standard LSF	1
LSFCW63	63mm Standard LSF	1
LSFCW75	75mm Standard LSF	1

Brass Glands

BWR Three Part Gland

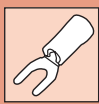
Features and Benefits

- For use with all types of SWA cables to BS6346
- For use indoors in dry locations
- Positive armour locking, effective earth continuity, increased mechanical strength



BWR Brass Cable Glands.

TYPE	Description	Pack Cont.
BWR20S	20mm Small	2
BWR20	20mm Standard	2
BWR25	25mm Standard	2
BWR32	32mm Standard	2
BWR40	40mm Standard	1
BWR50	50mm Standard	1
BWR63	63mm Standard	1
BWR75	75mm Standard	1




Brass Glands

E1W Industrial Gland

Features and Benefits

- For use with all types of SWA cables to BS6346
- Application indoor and outdoor whenever it is required to provide sealing on cable outer sheath as well as inner sheath
- E1W glands are weather proof and can be used in corrosive conditions when protected with a shroud



E1W Brass Cable Glands.


TYPE	Description	Pack Cont.
E1W20S	20mm Small	2
E1W20	20mm Standard	2
E1W25	25mm Standard	2
E1W32	32mm Standard	2
E1W40	40mm Standard	1
E1W50	50mm Standard	1
E1W63	63mm Standard	1
E1W75	75mm Standard	1

Brass Glands

LXT Light Duty Industrial Gland

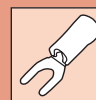
Features and Benefits

- For use with flexible wire braided cable e.g. SY/CY cable



LXT Brass Cable Glands.

TYPE	Description	Pack Cont.
LXT20S	20mm Small	2
LXT20	20mm Standard	2
LXT25	25mm Standard	2
LXT32	32mm Standard	2
LXT40	40mm Standard	1
LXT50	50mm Standard	1



Connection Products

HTCB⁺ Connector Box

A thermo plastic (polypropylene) enclosure, which can be used as a junction box for fixed wiring and when used in conjunction with the cable restraints (supplied) can also be used as an in-line connector for such applications as terminating solid/stranded cable to flexible cable. Its tapered pin allows ease when locating the connector strip within the housing.

Features and Benefits


- Dimensions: 109mm x 52mm x 28mm
- Voltage: 250 V AC
- The HTCB⁺ is designed to take up to 4 pole 15/16A terminal strips across its width enabling wiring of typical lighting circuit with cabling loop in, loop out, switch and light, for example.

Contents include:

- 1 x connector box enclosure
- 2 x cable restraints
- 4 screws 12.5mm x 3mm (for cable restraints)
- 2 x screws 19.5mm x 3mm (for box lid)
- Screws and cable restraints are packed separately to save contractors assembly time
- Supplied in a trade counter merchandiser in quantities of 50



Connector Box Merchandiser Box.



Connector Box.

TYPE	Description	Pack Cont.
HTCB ⁺	Connector Box	1

Connection Products

Terminal Kits

This 1400 piece Pre-insulated Cord End Sleeve Kit comes complete with crimp tool and wire cutter.

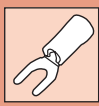
Features and Benefits

- 0.5mm² - 16mm²
- Crimp tool and wire cutter included
- ROHS Approved
- UL Approved



Pre-Insulated Cord End Sleeve Kit.

TYPE	Description	Pack Cont.
A8191797T	0.5mm ² - 16mm ²	1



Connection Products

Terminal Kits

This 630 piece terminal kit comes in a quality steel box.

Features and Benefits

- 0.5-6mm² cable diameter
- Colour coded pre-insulated
- Cutting tool included
- Ratchet crimp tool included
- RoHS Approved
- UL Approved



630 Piece Terminal Kit.

TYPE	Description	Pack Cont.
A801632T	630 Piece Terminal Kit	1



Connection Products

Terminal Kits

This 225 piece terminal kit contains a selection of popular sizes of heat shrinkable pre-insulated crimp terminals and one crimping tool.

Features and Benefits

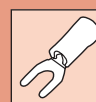
- 0.5-6mm² cable diameter
- 225 pre-insulated copper terminals
- Range of popular types: ring, spade, bullet and splices
- Offers water resistant seal
- Ratchet crimp tool included
- Comes in a polypropylene multi-compartment box with locking lid
- RoHS Approved
- UL Approved



A8190227T.

TYPE	Description	Pack Cont.
A8190227T	225 Piece Terminal Kit	1





Connection Products

Terminal Kits

This 150 piece copper lug terminal kit comes in a handy case. Suitable for the termination of cables.

Features and Benefits

- Contains a selection of copper lug terminals
- Sizes 6-16mm²
- Ratchet crimp tool included



HCTKIT 770156.

TYPE	Description	Pack Cont.
HCTKIT770156	150 Piece Copper Lug Terminal Kit	1

Connection Products

Sigma Terminals

Terminals made of self-extinguishing Polyamide-6. Black base, terminal made of MS-58 brass (DIN-17660), ring made of tempered, galvanised and bichromated steel and cap made of self-extinguishing orange polypropylene.

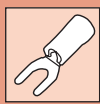
Features and Benefits

- Clipping proof. The connection is done through a tightening device that presses evenly all of the contact surface, avoiding frictions and strains that could damage the conductors.
- Loosening proof. The ring that surrounds the brass body guarantees that the pressure exerted by the conductors will not open the terminal and loosen the connection.
- Total insulation. All SIGMA "S" terminals are supplied with a cap, which avoids any accidental contacts with live parts. All sizes can be joined together. Nominal current: 500 V.



Sigma Terminals.

TYPE	Cross Section	Amps	Pack Cont.
NSYS04	4mm ² Cable	25A	20
NSYS06	6mm ² Cable	32A	20
NSYS10	10mm ² Cable	50A	20
NSYS16	16mm ² Cable	63A	20
NSYS25/35	25-35mm ² Cable	100A	20
NSYS50	50mm ² Cable	125A	20
NSYS70	70mm ² Cable	160A	20
NSYS95/100	95-100mm ² Cable	200A	20



Connection Products

CBC Series Rail Mounted Terminal Blocks



These terminal blocks offer reduced overall dimension, resulting in high compactness.

Features and Benefits

- Same overall dimensions from 2.5mm to 10mm²
- Patented 'easy bridge' system:doubles the possibility to insert PTC multi-cross connections, without the need of insulating protection.
- High conductivity with 3 products able to cover the needs normally satisfied by 6 terminals.
- UL94V-0 polyamide insulating body
- Suited for photovoltaic plants with rated voltage up to 100vdc
- KEMA, UL, R.I.NA, ATEX and IEC Ex Certified
- For ratings see below table

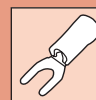


Terminal Block.



CBC SERIES	CBC.2/GR	CBC.4/GR	CBC.6/GR	CBC.10/GR	TEO.4/0	TEC.6/0	TEC.10/0
Electrical Function	Feed through	Feed through	Feed through	Feed through	Earth	Earth	Earth
Rated Cross-section(mm²)	2.5	4	6	10	4	6	10
Rated Voltage (V)	1000	1000	1000	1000	-	-	-
Rated Current (A)	32	41	57	76			

TYPE	Description	Pack Cont.
CBC.2/GR	Feed Through Terminal Block	120
CBC.4/GR	Feed Through Terminal Block	100
CBC.6/GR	Feed Through Terminal Block	100
CBC.10/GR	Feed Through Terminal Block	100
TEO.4/0	Earth Terminal Block	1
TEC.6/0	Earth Terminal Block	1
TEC.10/0	Earth Terminal Block	1
CBC.2-10/PT/GR	End Section	50
PTC/2/10	10 Pole Plug In Jumper	25
PTC/4/10	10 Pole Plug In Jumper	25
PTC/6/10	10 Pole Plug In Jumper	25
PTC/10/10	10 Pole Plug In Jumper	10
PTC/SP	Jumper Marking Strip	10
DFM900	Jumper Barrier	50
CNU8	Marking Tags	500
BTO	End Brackets	25




Connection Products

Earth Terminals

Features and Benefits

- Polyamide insulator
- Available as 35mm Top Hat and 32mm G Rail types in screw clamp fixing form
- TEO.2 earth terminal, suitable for 35mm Top Hat rail mounting through blade connect system to rail
- Copper/zinc alloy, high percentage of copper conductor



Earth Terminals.

TYPE	Rated Wire	Description	Pack Cont.
TEO.2	Earth Terminal 2.5mm ²	35mm Rail	1
TEO.4	Earth Terminal 4mm ²	35mm Rail	1
TE.6/0	Earth Terminal 6mm ²	35mm Rail	1
TE.10/0	Earth Terminal 10mm ²	35mm Rail	1
TE.16/0	Earth Terminal 16mm ²	35mm Rail	1
TE. 50/0	Earth Terminal 50mm ²	35mm Rail	1
TE.4/D	Earth Terminal 4mm ²	G Rail	1
TE.6/D	Earth Terminal 6mm ²	G Rail	1
TE.10/D	Earth Terminal 10mm ²	G Rail	1
TE.16/D	Earth Terminal 16mm ²	G Rail	1
TE.50/D	Earth Terminal 50mm ²	G Rail	1
CBC2/4PT	End section for TEO.4 terminal	End section	50

Connection Products

End Brackets

Top hat or G Rail end brackets

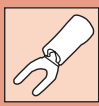
Features and Benefits

- Used on the end of din rail to ensure that other terminals / units do not slide around
- Quick fit



End Bracket.


TYPE	Description	Pack Cont.
BT/3	End Bracket For 35mm Top Hat Rail	25
BT/DIN/PO	End Bracket For 32mm G Type Rail	25
BT/U	Universal End Bracket 32/35mm Top Hat/G-Type Rail	25



Connection Products

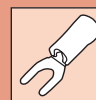
Cross Connections

For connecting 2 or more terminals via link. Screw and distance sleeve included with 2 way kit, to be ordered separately for multipole commoning bar.



Cross Connections.

TYPE	Description	For Terminal Type	Pack Cont.
PMP/01	45 Way Multiple Connecting Bar	CBD.2	2M (8x250mm)
PMP/42	38 Way Multiple Connecting Bar	CBD.4	2M (8x250mm)
PMP/13	31 Way Multiple Connecting Bar	CBD.6	2M (8x250mm)
PMP/04	25 Way Multiple Connecting Bar	CBD.10	2M (8x250mm)
PMP/05	21 Way Multiple Connecting Bar	CBD.16	2M (8x250mm)
PMP/06	16 Way Multiple Connecting Bar	CBD.35	2M (8x250mm)
PMP/07	14 Way Multiple Connecting Bar	CBD.50	2M (8x250mm)
PMP/08	12 Way Multiple Connecting Bar	CBD.70	2M (8x250mm)
CPM/21	Screw And Distance Sleeve For PMP/01	CBD.2	25
CPM/12	Screw And Distance Sleeve For PMP/42	CBD.4	25
CPM/83	Screw And Distance Sleeve For PMP/13	CBD.6	25
CPM/03	Screw And Distance Sleeve For PMP/04	CBD.10	25
CPM/44	Screw And Distance Sleeve For PMP/05	CBD.16	25
CPM/06	Screw And Distance Sleeve For PMP/06	CBD.35	10
CPM/07	Screw And Distance Sleeve For PMP/07	CBD.50	10
CPM/08	Screw And Distance Sleeve For PMP/08	CBD.70	15
POF/44	2 Way Link Including Distance Sleeve/Screws	CBD.16	25
POF/06	2 Way Link Including Distance Sleeve/Screws	CBD.35	15
POF/07	2 Way Link Including Distance Sleeve/Screws	CBD.50	15
POF/08	2 Way Link Including Distance Sleeve/Screws	CBD.70	15




Connection Products

Rail Mounted Terminal Blocks

Features and Benefits

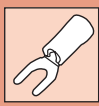
- Conforms to all major international standards including UL, cUL, CSA, KEMA and LR
- Ex-e Certified
- Self extinguishing UL94V-0 material
- Polyamide material for use between -30°C to +110°C
- Full range of accessories available
- Current ratings up to 192 Amps (to IEC standards)
- TopHat/GRail
- Blue EXI version available on request



Terminal Block.

TYPE	Rated Wire(flexible)	Current Rating	Terminal Width	Pack Cont.
CBD.2	0.5-4mm ²	24A	5.5	10
CBD.4	0.5-6mm ²	32A	6.5	10
CBD.6	0.5-10mm ²	41A	8	10
CBD.10	0.5-16mm ²	57A	10	10
CBD.16	0.5-25mm ²	76A	12	5
CBD.35	0.5-35mm ²	101A	16	5
CBD.50	1.5-50mm ²	125A	18	5
CBD.70	1.5-95mm ²	192A	20.5	5

TYPE	Description	Pack Cont.
CB.2/PT	End Section For CBD.2	10
CB.4/6/PT	End Section For CBD.4&CBD.6	10
CB.10/PT	End Section For CBD.10	10
CB.16/PT	End Section For CBD.16	5
CB.35/PT	End Section For CBD.35	5
CB.50/PT	End Section For CBD.50	5
CB.70/PT	End Section For CBD.70	5



Accessories for Rail Mounted Terminal Blocks

Coloured Partitions For Rail Mount Terminals

Features and Benefits

- Manufactured in polyamide and available in red only.
- Used for the separation of elements on the terminal board, in order to make certain circuits easy to locate or to increase the insulation distances between terminal blocks.



Partitions.


TYPE	To Fit Screw Clamp Terminal	Pack Cont.
DFU/1 RED	CBD.2,	50
DFU/4 RED	CBD.4, CBD.6, CBD.10, CBD.16	50
DFU/5 RED	CBD.25, CBD.35	25
DFU/6 RED	CBD.70	25

Accessories for Rail Mounted Terminal Blocks

Quick Attaching Clip-on Marker

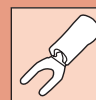
Features and Benefits

- Quick attaching clip-on marker tags allowing the composition of identification markings, also alphanumerical for circuits.
- For other identical numbers/letters the reference is CSC/(state number or letter required)



Clip-on Marker.

TYPE	Composition	Pack Cont.
CSC/09	Blank	500 tags




Accessories for Rail Mounted Terminal Blocks

Marking Systems

Marking tags are ideal for marking all terminals.

Features and Benefits

- Black on white markers
- Attach into position either before or after composition of the terminal board
- For other progressive series of 50 digits the reference is CNU/8/state the initial number



Marking system.

TYPE	Description	Composition	Pack Cont.
CNU/8/001	Marking System	1 to 50	500
CNU/8/051	Marking System	51 to 100	500
CNU/8/301	Marking System	301 to 350	500
CNU/8/510	Marking System	1 to 10	500
CNU/8/600	Marking System	91 to 100	500
CNU/8/030	Blank Marker Card	Blank	500
CB/CTL/BLACK	Black Marker Pen	-	1



Connection Products

DIN Rail and Mounting Brackets

A range of Top Hat and G Type din rail. Mounting brackets also available.

Features and Benefits


- Top hat or G Rail
- Zinc coated
- Plain or slotted
- Available in 1 or 2 metre lengths



Din Rail.

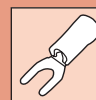
TYPE	Description		Rail Depth mm	Rail Width mm	Weight (kg/m)	Pack Cont.
TS1520X2M	Mini Top Hat	Standard	5.5 x 10.5	15	0.165	20 x 2m
TS15F20X2M	Mini Top Hat	Slotted	5.5 x 10.5	15	0.14	20 x 2m
TS3220X2M	G Type	Standard	5.5 x 10.5	32	0.73	20 x 2m
TS32F620X2M	G Type	Slotted	5.5 x 10.5	32	0.69	20 x 2m
TS3520X2M	Top Hat	Standard	7.5 x 27	35	0.35	20 x 2m
TS35F620X2M	Top Hat	Slotted	7.5 x 27	35	0.3	20 x 2m
TS35S20X2M	Top Hat	Standard	15 x 27	35	0.39	20 x 2m
TS35C20X2M	Deep Top Hat	Standard	15 x 27	35	0.67	20 x 2m
TS35CF620X2M	Deep Top Hat	Slotted	5.5 x 10.5	35	0.615	20 x 2m
TS15F10X1M	Mini Top Hat	Slotted	5.5 x 10.5	15	0.14	10 x 1m
TS3210X1M	G Type	Standard	5.5 x 10.5	32	0.73	10 x 1m
TS3510X1M	Top Hat	Standard	7.5 x 27	35	0.35	10 x 1m
TS35F610X1M	Top Hat	Slotted	7.5 x 27	35	0.3	10 x 1m

A range of mounting / support brackets available angled or straight



Mounting Brackets.

TYPE	Type	Height mm	Fixing	Pack Cont.
BK0425	Angled	42	M6	2
TS-5M6	Angled	48	M6	1
BK0805	Angled	82	M6	2
BK0201	Straight	20	M6	2
BK0441	Straight	41	M6	2
BK0706	Straight	70	M6	2
BK0904	Straight	90	M6	2
CSK6.3	Screws to Suit	-	M6	10




Connection Products

PE Terminal Strip Connectors

A range of strip connectors in varying sizes and materials

Features and Benefits

- Sizes from 3A-4mm up to 60A-25mm
- Polyethylene (80°C)
- Packed 10 strips of 12 poles
- Colours natural (NT) or black (BK)
- Self-extinguishing flame retardant material



PE Terminal Strips.

TYPE	Material	Colour	Specification	Pack Cont.
CS3NT	PE	Natural (NT)	3A-4mm	1 pack
CS3BK	PE	Black (BK)	3A-4mm	1 pack
CS5NT	PE	Natural (NT)	5A-6mm	1 pack
CS5BK	PE	Black (BK)	5A-6mm	1 pack
CS15NT	PE	Natural (NT)	15A-12mm	1 pack
CS15BK	PE	Black (BK)	15A-12mm	1 pack
CS30NT	PE	Natural (NT)	30A-16mm	1 pack
CS30BK	PE	Black (BK)	30A-16mm	1 pack
CS60NT	PE	Natural (NT)	60A-25mm	1 pack
CS60BK	PE	Black (BK)	60A-25mm	1 pack


Connection Products

PP Terminal Strip Connectors

A range of strip connectors in varying sizes and materials

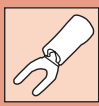
Features and Benefits

- Sizes from 3A-4mm up to 60A-25mm
- Polypropylene (-20°C +90°C)
- Colour : White (WE)
- Packed 10 strips of 12 poles
- Captive and raised screws for easy wiring
- Standards: CE-BSEN-60998
- Flame retardant-Self Extinguishing material
- Brass inserts, plated steel screws



PP Terminal Strips.

TYPE	Material	Colour	Specification	Pack Cont.
CS3WT-PP	PP	White (WE)	3A-4mm	1 pack
CS5WT-PP	PP	White (WE)	5A-6mm	1 pack
CS15WT-PP	PP	White (WE)	15A-12mm	1 pack
CS30WT-PP	PP	White (WE)	30A-16mm	1 pack
CS60WT-PP	PP	White (WE)	60A-25mm	1 pack



Connection Products

Helacon Plus Mini Push-In Connectors

HelaCon connectors are used for fast, easy and reliable connection and distribution of cable and conductors in electrical installation applications. The new generation of HelaCon Plus Mini wire connectors can be applied tool-free using the push-in spring technology. HelaCon Plus Mini uses a double spring which is approved for solid and stranded wires.

Features and Benefits

- 40% smaller – space saving design
- Low insertion force – Easy to use, saves time on installation
- For professional cable connections in electrical installations
- Easy access to voltage test entry and innovative port shape design
- Correct installation can be visually checked through transparent housing
- Different colour codes for easy identification of size
- Allows different conductor diameters in each entry
- Safe application, installation and maintenance



HelaCon Plus Mini wire connector range in space saving design.

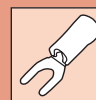


Packed in a handy box.

MATERIAL	Polycarbonate (PC)
Max Current	24A
Max Voltage	450V
Wire Range (VDE)	0.5 to 2.5 mm ² solid wires / 1.0 to 2.5 mm ² stranded
Stripping Length	11mm
Flammability	UL94VO
Operating Temperature	-30 °C to +85 °C



TYPE	No. of conductors	Colours	Width (W) mm	Height (H) mm	Depth mm	Pack Cont.	Article-No.
HCPM-2	2	Yellow (YE)	10.8	7.7	16.5	150 pcs	148-90036
HCPM-3	3	Orange (OG)	15.1	7.7	16.5	100 pcs	148-90037
HCPM-4	4	Transparent (CL)	19.4	7.7	16.5	100 pcs	148-90038
HCPM-5	5	Blue (BU)	23.7	7.7	16.5	75 pcs	148-90039
HCPM-6	6	Violet (VT)	28	7.7	16.5	50 pcs	148-90040
HCPM-8	8	Black (BK)	36.6	7.7	16.5	50 pcs	148-90041



Connection Products

HelaCon Plus 32amp Push-in Wire Connector Releasable

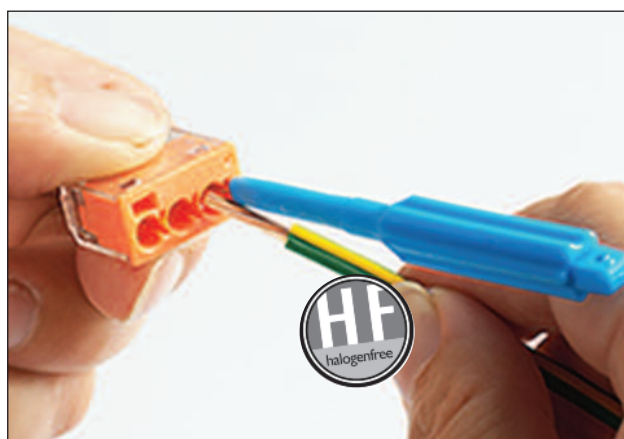
A 32 amp 450V releasable push in wire connector used for fast, easy and reliable connection of lighting and power circuits.

Features and Benefits

- Suitable for 0.5mm² to 4mm² solid/stranded cable
- Can be released using special tool (included in pack) 3 poles
- Tool can also be purchased separately
- Suitable for fine stranded (flex) cable 0.5-2.5mm²



HelaCon 32amp.



Replacement Tool.

TYPE	Description	Pack Cont.
HECP3-32A	32amp Push-In Wire Connector	75
HECP3-32A TOOL	Spare Tool	1

Connection Products

HelaCon Kit

The HelaCon range of plastic wire connectors are used for fast, easy and reliable connection and distribution of cable and conductors in electrical housing applications.

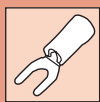
Features and Benefits

- Fast and easy to use
- Top quality case to store the connectors in
- Can be refilled over and over again.
- Contains 740 assorted wire connectors



HelaCon Kit

TYPE	Kit Contents	Pack Cont.
148-00107	200 x HECP-2, 200 x HECP-3, 150 x HECP-4, 100 x HECP-5, 50 x HECP-6, 40 x HECP-8	740



Connection Products

Pre-Insulated Light Duty Terminals

A range of Pre-insulated terminals from 0.5mm-6.0mm²

Features and Benefits

- Red insulation 0.5-1.5mm²
- Blue insulation 1.5-2.5mm²
- Yellow insulation 4.0-6.0mm²
- Material: Copper Tin Plated. Sleeve Vinyl.
- RoHS compliant
- UL Approved
- Retail packaged

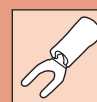


Light Duty Terminals.



For tool to suit these terminals see page 65 Tool reference 7700

TYPE	Drawings	Description	Size (mm)	Dimensions (mm)	Colour	Pack Cont.
HFP1.5-003		Ring	0.5-1.5	3.0	Red (RD)	100
HFP2.5-003			1.5-2.5	3.0	Blue (BU)	100
HFP1.5-003.5			0.5-1.5	3.5	Red (RD)	100
HFP2.5-003.5			1.5-2.5	3.5	Blue (BU)	100
HFP4.0-003.5			4.0-6.0	3.5	Yellow (YW)	100
HFP1.5-004			0.5-1.5	4.0	Red (RD)	100
HFP2.5-004			1.5-2.5	4.0	Blue (BU)	100
HFP4.0-004			4.0-6.0	4.0	Yellow (YW)	100
HFP1.5-005			0.5-1.5	5.0	Red (RD)	100
HFP2.5-005			1.5-2.5	5.0	Blue (BU)	100
HFP4.0-005			4.0-6.0	5.0	Yellow (YW)	100
HFP1.5-006			0.5-1.5	6.0	Red (RD)	100
HFP2.5-006			1.5-2.5	6.0	Blue (BU)	100
HFP4.0-006			4.0-6.0	6.0	Yellow (YW)	100
HFP1.5-008			0.5-1.5	8.0	Red (RD)	100
HFP2.5-008			1.5-2.5	8.0	Blue (BU)	100
HFP4.0-008			4.0-6.0	8.0	Yellow (YW)	100
HFP2.5-010			1.5-2.5	10.0	Blue (BU)	100
HFP4.0-010	4.0-6.0	10.0	Yellow (YW)	100		
HFP1.5-S3			0.5-1.5	3.0	Red (RD)	100
HFP1.5-S3.5			0.5-1.5	3.5	Red (RD)	100
HFP2.5-S3.5			1.5-2.5	3.5	Blue (BU)	100
HFP4.0-S3.5			4.0-6.0	3.5	Yellow (YW)	100
HFP1.5-S4			0.5-1.5	4.0	Red (RD)	100
HFP2.5-S4			1.5-2.5	4.0	Blue (BU)	100
HFP1.5-S5			0.5-1.5	5.0	Red (RD)	100
HFP2.5-S5			1.5-2.5	5.0	Blue (BU)	100
HFP4.0-S5			4.0-6.0	5.0	Yellow (YW)	100
HFP1.5-S6			0.5-1.5	6.0	Red (RD)	100
HFP2.5-S6			1.5-2.5	6.0	Blue (BU)	100
HFP4.0-S6			4.0-6.0	6.0	Yellow (YW)	100



Connection Products

Pre-Insulated Light Duty Terminals

A range of Pre-insulated terminals from 0.5mm-6.0mm²

TYPE	Drawings	Description	Size (mm)	Dimensions (mm)	Colour	Pack Cont.		
HFP1.5WP12		Pin	0.5-1.5	Pin Length 12	Red (RD)	100		
HFP2.5-WP12			1.5-2.5	Pin Length 12	Blue (BU)	100		
HFP4.0-WP14			4.0-6.0	Pin Length 12	Yellow (YW)	100		
HFP2.5-FB9		Flat Blade	1.5-2.5	9.0 x 2.8	Blue (BU)	100		
HFP1.5-FB18			0.5-1.5	18.0 x 2.3	Red (RD)	100		
HFP2.5-FB18			1.5-2.5	18.0 x 2.3	Blue (BU)	100		
HFP1.5-FB10			0.5-1.5	10.0 x 2.3	Red (RD)	100		
HFP1.5-HB		Hook Blade	0.5-1.5	3.0	Red (RD)	100		
HFP2.5-HB			1.5-2.5	3.0	Blue (BU)	100		
HFP1.5-BC		Butt	0.5-1.5	~	Red (RD)	100		
HFP2.5-BC			1.5-2.5	~	Blue (BU)	100		
HFP4.0-BC			4.0-6.0	~	Yellow (YW)	100		
HFP1.5-BCHS*			0.5-1.5	~	Red (RD)	25		
HFP2.5-BCHS*			1.5-2.5	~	Blue (BU)	25		
HFP4.0-BCHS*			4.0-6.0	~	Yellow (YW)	25		
HFP1.5-F110-5		Female Push On	0.5-1.5	2.8 x 0.5	Red (RD)	100		
HFP1.5-F110-8			0.5-1.5	2.8 x 0.8	Red (RD)	100		
HFP1.5-F187-5			0.5-1.5	4.7 x 0.5	Red (RD)	100		
HFP2.5-F187-5			1.5-2.5	4.7 x 0.5	Blue (BU)	100		
HFP1.5-F187-8			0.5-1.5	4.7 x 0.8	Red (RD)	100		
HFP2.5-F187-8			1.5-2.5	4.7 x 0.8	Blue (BU)	100		
HFP1.5-F250-8			0.5-1.5	6.3 x 0.8	Red (RD)	100		
HFP2.5-F250-8			1.5-2.5	6.3 x 0.8	Blue (BU)	100		
HFP4.0-F250-8			4.0-6.0	6.3 x 0.8	Yellow (YW)	100		
HFP4.0-F375-8			4.0-6.0	9.5 x 1.0	Yellow (YW)	100		
HFP1.5-M250-8				Male Push On	0.5-1.5	6.3 x 0.8	Red (RD)	100
HFP2.5-M250-8					1.5-2.5	6.3 x 0.8	Blue (BU)	100
HFP4.0-M250-8	4.0-6.0	6.3 x 0.8			Yellow (YW)	100		
HFP1.5-FS250-8		Female Fully Insulated	0.5-1.5	6.3 x 0.8	Red (RD)	100		
HFP2.5-FS250-8			1.5-2.5	6.3 x 0.8	Blue (BU)	100		
HFP2.5-F250-8			1.5-2.5	6.3 x 0.9	Blue (BU)	100		
HFP4.0-FS250-8			1.5-2.5	6.3 x 0.9	Yellow (YW)	100		
HFP1.5-MF250-8		Push on Adaptor	0.5-1.5	6.3 x 0.9	Red (RD)	100		
HFP2.5-MF250-8			1.5-2.5	6.3 x 0.8	Blue (BU)	100		
HFP1.5-MB		Male Bullet Connector	0.5-1.5	4	Red (RD)	100		
HFP2.5-MB			1.5-2.5	4	Blue (BU)	100		
HFP1.5-FB		Female Bullet Connector	0.5-1.5	4	Red (RD)	100		
HFP2.5-FB			1.5-2.5	4	Blue (BU)	100		
HFP1.0CEC		Closed End Connector	1.0	~	Clear	25		
HFP2.5CEC			2.5	~	Clear	25		
HFP4.0CEC			4.0	~	Clear	25		
HFP10.0CEC			10.0	~	Clear	25		

* Heatshrinkable



Connection Products

Copper Tube Terminals and Copper Tube Butt Splices

Suitable for the termination of cables and stud connectors and splices for joining cable together.

Features and Benefits

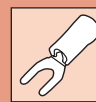
- Material: High conductivity copper BS EN12449
- Purity: >99.9%
- Coating: Electro Tin Plating to BS1872
- Terminals have flared (bell mouth) entry for ease of cable insertion
- Terminals have inspection holes to check that the cable is inserted properly before terminal is crimped to the cable
- Range covers cable sizes from 6mm to 300mm
- Packed in polythene (PE) bags with Euro slot



Copper Tube Terminals.

TYPE	To fit cable size mm	Stud Dia mm	Pack Cont.
HCT 6-4	6.0	4.0	100
HCT 6-6	6.0	6.0	100
HCT 6-8	6.0	8.0	100
HCT 6-10	6.0	10.0	100
HCT 10-6	10.0	6.0	100
HCT 10-8	10.0	8.0	100
HCT 10-10	10.0	10.0	100
HCT 10-12	10.0	12.0	100
HCT 16-6	16.0	6.0	100
HCT 16-8	16.0	8.0	100
HCT 16-10	16.0	10.0	100
HCT 16-12	16.0	12.0	100
HCT 25-6	25.0	6.0	100
HCT 25-8	25.0	8.0	100
HCT 25-10	25.0	10.0	100
HCT 25-12	25.0	12.0	100
HCT 35-6	35.0	6.0	100
HCT 35-8	35.0	8.0	100
HCT 35-10	35.0	10.0	100
HCT 35-12	35.0	12.0	100
HCT50-6	50.0	6.0	50
HCT 50-8	50.0	8.0	50
HCT 50-10	50.0	10.0	50
HCT 50-12	50.0	12.0	50
HCT 70-6	70.0	6.0	50
HCT 70-8	70.0	8.0	50
HCT 70-10	70.0	10.0	50

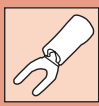




Connection Products

HCT Series

TYPE	To fit cable size mm	Stud Dia mm	Pack Cont.
HCT 70-12	70.0	12.0	50
HCT 70-14	70.0	14.0	50
HCT 70-16	70.0	16.0	50
HCT 95-8	95.0	8.0	5
HCT 95-10	95.0	10.0	5
HCT 95-12	95.0	12.0	5
HCT 95-14	95.0	14.0	5
HCT 95-16	95.0	16.0	5
HCT120-8	120.0	8.0	5
HCT 120-10	120.0	10.0	5
HCT 120-12	120.0	12.0	5
HCT120-14	120.0	14.0	5
HCT 120-16	120.0	16.0	5
HCT 150-10	150.0	10.0	5
HCT 150-12	150.0	12.0	5
HCT150-14	150.0	14.0	5
HCT150-16	150.0	16.0	5
HCT 185-10	185.0	10.0	5
HCT 185-12	185.0	12.0	5
HCT 185-14	185.0	14.0	5
HCT 185-16	185.0	16.0	5
HCT240-10	240.0	10.0	5
HCT240-12	240.0	12.0	5
HCT 300-10	300.0	10.0	5
HCT 300-12	300.0	12.0	5
HCT 300-16	300.0	16.0	5



Copper Tube Terminals and Copper Tube Butt Splices

HCBS Series




Copper Tube Butt Splices.

TYPE	Description	Cable Cross Section mm	Pack Cont.
HCBS6	Copper Tube Butt Splice	6.0	50
HCBS10	Copper Tube Butt Splice	10.0	25
HCBS16	Copper Tube Butt Splice	16.0	25
HCBS25	Copper Tube Butt Splice	25.0	25
HCBS35	Copper Tube Butt Splice	35.0	25
HCBS50	Copper Tube Butt Splice	50.0	10
HCBS70	Copper Tube Butt Splice	70.0	10
HCBS95	Copper Tube Butt Splice	95.0	10
HCBS120	Copper Tube Butt Splice	120.0	5
HCBS150	Copper Tube Butt Splice	150.0	5
HCBS185	Copper Tube Butt Splice	18.0	5
HCBS240	Copper Tube Butt Splice	240.0	5
HCBS300	Copper Tube Butt Splice	300.0	5




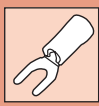
Full range of tooling available see page
65-67

Cable Installation System – Cable Scout⁺ Rod Sets



For more information on our complete Cable Scout⁺ range of products, please see our Product Catalogue Section 4 Electrical Installation.






Connection Products

Pre-insulated End Sleeve Terminals

A comprehensive range of pre-insulated end sleeve terminals available in both French and German standard colour codings.

Features and Benefits



- RoHS and UL approved
- Material Nylon (PA66)
- Other sizes and materials are available on request, subject to MOQ and lead time



End Sleeve Terminals.

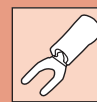


For tool to suit see page 65-66 Tool reference 7702, 7703 and 7709

TYPE	Reference	Cable Size	Colour	Pack Cont.
 French Colour	CE005008	0.50mm x 8F	White	500
	CE075008	0.75mm x 8F	Blue	500
	CE010008	1.0mm x 8F	Red	500
	CE015008	1.5mm x 8F	Black	500
	CE025008	2.5mm x 8F	Grey	500
	CE040010	4.0mm x 10F	Orange	500
	CE060012	6.0mm x 12F	Green	100
	CE100012	10mm x 12F	Brown	100
	CE160012	16mm x 12F	Ivory	100
	CE250016	25mm x 16F	Black	100
	CE350016	35mm x 16F	Red	50
CE500020	50mm x 20F	Blue	50	
 German Colour	CE005008W	0.50mm x 8G	Orange	500
	CE075008W	0.75mm x 8G	White	500
	CE010008W	1.0mm x 8G	Yellow	500
	CE015008W	1.5mm x 8G	Red	500
	CE25008W	2.5mm x 8G	Blue	500
	CE040010W	4.0mm x 10G	Grey	500
	CE0060012W	6.0mm x 12G	Black	100



RoHS



Connection Products

Pre-insulated Twin End Sleeve Terminals


A comprehensive range of pre-insulated twin end sleeve terminals available in standard colour codings.

Features and Benefits

- RoHS and UL approved
- Material Nylon (PA66)
- Other sizes and materials are available on request, subject to MOQ and lead time



For tool to suit see page 65-66 Tool reference 7702, 7703 and 7709

TYPE	Reference	Cable Size	Colour	Pin Length	Pack Cont.
	CT205008	2 x 0.5	White	8.0	1000
	CT207508	2 x 0.75	Grey	8.0	1000
	CT207510	2 x 0.75	Grey	10.0	1000
	CT210008	2 x 1.0	Red	8.0	1000
	CT210010	2 x 1.0	Red	10.0	1000
	CT215008	2 x 1.5	Black	8.0	1000
	CT225013	2 x 2.5	Blue	13.0	1000
	CT225010	2 x 2.5	Blue	10.0	1000
	CT225013	2 x 2.5	Grey	13.0	1000
	CT240012	2 x 4.0	Grey	12.0	1000
	CT260014	2 x 6.0	Yellow	14.0	1000
	CT215012	2 x 1.5	Black	12.0	1000





Specification Overview

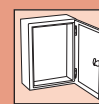
Steel

TYPE	Material	Colour	IP Rating	IK Rating	Page No.
NSYCRN (single door)	Mild steel	RAL7035	IP66	IK10	109
NSYCRN (double door)	Mild steel	RAL7035	IP55	IK10	110
HT	Mild steel	RAL7035	IP66	IK10	117
NSYS3X	304 grade stainless steel	Scotch-Brite® brushed	IP66	IK10	121
HTATX	Mild steel	RAL7035	IP66	IK10	123
NSYSM	Mild steel	RAL7035	IP55	IK10	125
NSYSBM	Mild steel	RAL7035	IP66	IK10	129
NSYDBN	Mild steel	RAL7035	IP55	IK07	134
NSYDAN	Mild steel	RAL7035	IP55	IK07	134

Specification Overview

Plastic

TYPE	Material	Colour	IP Rating	IK Rating	Page No.
BRES	GRP	RAL7035	IP66	IK10	135
NSYPLM32G	Polycarbonate	RAL7035	IP66	IK10	139
NSYPLMG	GRP	RAL7035	IP66	IK10	139
NSYPLAG (single door)	GRP	RAL7035	IP65	IK10	142
NSYPLAG (double door)	GRP	RAL7035	IP65	IK10	142
CA	Polyester with polycarbonate lid	RAL7035	IP66	IK10	144
NSYPLS	GRP with polycarbonate lid	RAL7035	IP65	IK09	149
NSYPLSP	GRP	RAL7035	IP65	IK09	149
NSYTBS	ABS	RAL7035	IP66	IK07	152
NSYTBP	Polycarbonate	RAL7035	IP66	IK08	154



Enclosures

Material Overview

Properties of GRP (Glass Reinforced Polyester)

The mechanical properties of GRP include good insulation, strength, hardness and stability over a temperature range between -50°C to +150°C. GRP is resistant to mineral acids, oxidants and reducing agents, neutral and acid solutions, greases, oils and some alcohols. It also offers an electrical advantage in that, as an excellent insulator, it can offer protection from electric shock. When exposed to flame it is self extinguishing, which significantly reduces the risk of fire. Some GRP enclosures are halogen-free and so are ideal for use in areas where public safety is paramount. However, contact with methyl alcohol, alkaline solutions, amines, gaseous ammonia and its solution should be avoided.

It should be noted that when any work is carried out on the enclosure, cut or exposed surfaces, holes or edges should be treated to avoid moisture ingress. Damage to the surface may also result in moisture ingress into the material through the exposed glass fibres.

Properties of ABS (Acrylonitrile Butadiene Styrene)

Usually produced in the same design as polycarbonate enclosures, ABS is a cheaper material with characteristics similar to polycarbonate but not suitable for such extremes of temperatures and having a lower impact strength. ABS and polycarbonate may be combined offering an enclosure with an ABS base and a polycarbonate lid. When exposed to flame, it is not necessarily self-extinguishing.

Properties of PVC (Poly Vinyl Chloride)

PVC is used for moulding small plastic boxes. It has excellent resistance to mineral acids (both dilute and concentrated), alkalis and detergents. Resistance to alcohol-based solvents is good but poor to ketones, and hydrocarbons. Although it is a self-extinguishing material, PVC does give off toxic and corrosive gases when burned. PVC has a low UV resistance and can be brittle.

Properties of Mild Steel

Mild steel is the most widely used material for general-purpose enclosures and is generally regarded as the most cost effective. Mild steel is an ideal material for fabrications, hole punching and forming and is easily welded to form permanent bonds. The downside of mild steel is that it offers little in the way of corrosion resistance making it largely unsuitable for outdoor applications or installations in a corrosive environment.

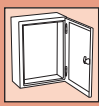
Properties of Stainless Steel

Stainless steel is capable of withstanding more aggressive environments and can provide a suitable solution for outdoor applications. In some applications, such as food manufacturing, food processing and pharmaceutical production it offers additional hygiene benefits and is commonly used where hygiene, cleanliness and corrosion resistance are important. Stainless steel offers a number of other advantages: it does not deteriorate when exposed to ultra violet light, it is a low-maintenance material and it may be less expensive than surface-treated mild steel. In choosing stainless steel, however, it is important to get the correct grade of stainless. Standard stock enclosures, covering the majority of industrial beverage and dairy industries, are made from grade 304. If the operating conditions are more demanding, such as a highly corrosive, salt-laden environment, grade 316 would be specified.

Specification Considerations

A key consideration for the specification of an enclosure is its IP rating. IP ratings are defined in the IEC 60529 standard for degrees of protection provided by enclosures, published in the UK as BS EN 60529. Degrees of protection are specified by the letters IP followed by two or more digits. The first digit, a number 1 to 6, reflects the degree of protection for internal components from the ingress of objects, plus the protection of persons against contact with live parts of the equipment within the enclosure. The second digit, a number from 1 to 8, relates to the protection of equipment within the enclosure against harmful ingress of moisture, caused by spray, drips or immersion.

It is important to avoid opting automatically for a higher IP rating in the belief that this reflects a higher performance, because this may mean that the enclosure will not do the job required in that particular application. For example, an enclosure may pass the test for a high level of protection against ingress of water but when installed may be subject to environmental conditions that could cause rusting or damage. To ensure that the choice of enclosure is both cost-effective and provides the performance required, it is important to understand the conditions and environment in which the enclosure is situated. You should also remember that IP ratings refer to the ability of an enclosure to pass the tests under controlled conditions, not its ability to withstand additional influences such as weather conditions, corrosive environments or extreme temperatures.



Enclosures

Material Overview

Outdoors

When an enclosure is used outdoors consideration must be given to the prevailing weather conditions and extremes of temperature.

These conditions will determine choice of material and accessories; for example, canopies, heaters, vents and thermal management systems; and special finishes like anti-condensation paint.

The Cooling Effect

A standard enclosure will probably allow rainfall to run around the outside of various gasketed areas. If the internal temperature is reduced rapidly, the pressure inside a high IP rated enclosure may be significantly lower than the ambient pressure outside, thereby inducing a suction effect through the gasketed areas. This could result in moisture around the gaskets being drawn into the enclosure.

This effect may be avoided by reducing the number of gasketed areas in contact with the rain by choosing an enclosure with gutters and/or fitting a rain hood. Alternatively to equalise the pressure quickly, controlled ventilation would allow the enclosure to breathe, although this may reduce the IP rating of the enclosure.

Condensation

Condensation is often mistaken for water ingress. It is caused by a difference in temperature between the inner and outer surfaces of an enclosure and normally forms on the same side as the prevailing wind. Apart from water lying in the bottom of the enclosure, moisture may condense on the components causing electrical 'leakage' and 'tracking' as well as component corrosion and degradation of insulation.

The most common solutions are to fit anti-condensation heaters, controlled ventilation or use of anti-condensation paint.

UV Protection

UV stabilizers are added to polycarbonate to help protect the material from the effects of exposure to the sun. Radiation from the sun, especially in the UV portion of the spectrum, degrades the properties of polycarbonate which could cause warping or discolouration. The addition of UV stabilizers allows the material to sustain exposure to the sun for a longer period of time.

Corrosive Environments

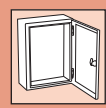
In certain applications enclosures will need protection from chemicals and selection of the right material is determined by the chemical involved. The most likely choice is stainless steel but even then care must be taken to ensure the correct grade is selected. Some non-metallic materials have excellent resistance to certain chemicals and poor resistance to others. It is also important to remember that the components within the enclosure may also need protecting, for example, protection from harmful gases.

Marine, Coastal and Off-shore

Coastal, external applications can usually be covered by referring to the previous 'outdoors' element of this section and then paying particular attention to the treatments or materials chosen to address the extra corrosion likely from the salt laden atmosphere. Off-shore specifications depend on the intended location of the enclosure e.g. a relatively low IP rated enclosure in an accommodation area through to a vary high rating on a ship's deck.




























Hose-down areas

Enclosures in these areas are usually in processing plants when the environment is subject to special regulations. The enclosures chosen are usually free of surface treatment to avoid contamination, for example, by paint flakes entering the production process. In practice most users choose stainless steel design, which have few external features, for ease of cleaning. Various non-metallic products offer the same benefits but a stainless steel enclosure will maintain the best appearance.



Enclosures

IP Ratings

First numeral Protection against solid bodies	Second numeral Protection against liquids	Third numeral Mechanical protection
IP	IP	IK
0  No protection	0  No protection	0  No protection
1  Protected against solid bodies greater than 50 mm (e.g. involuntary hand contact)	1  Protected against dripping water (condensation)	01  Impact energy 0.150 J.
2  Protected against solid bodies greater than 12 mm (e.g. fingers)	2  Protected against falling water up to 15° from the vertical	02  Impact energy 0.200 J.
3  Protected against solid bodies greater than 2.5 mm (e.g. tools, cables...)	3  Protected against rain water up to 60° from the vertical	03  Impact energy 0.350 J.
4  Protected against solid bodies greater than 1 mm (e.g.: small tools, fine cables...)	4  Protected against water splashing in all directions.	04  Impact energy 0.500 J.
5  Protected against dust (no harmful deposits)	5  Protected against water jets from all directions	05  Impact energy 0.700 J.
6  Fully protected against dust	6  Protected against wave-like water jets from all directions	06  Impact energy 1.00 J.
	7  Protected against immersion	07  Impact energy 2.00 J.
	8  Protected against the effects of prolonged immersion under water	08  Impact energy 5.00 J.
		09  Impact energy 10.00 J.
		10  Impact energy 20.00 J.



NSYCRN

Mild Steel Wall Mounted Enclosures

Steel enclosures made from a continuous length of sheet steel. Both internally and externally protected with texturized polyester epoxy resin RAL7035 grey paint.

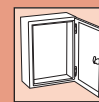
Features and Benefits

- Welded studs on the back for direct fixing of mounting plates and other accessories
- Drill holes for wall fixings are sealed with the supplied plastic plugs to maintain degree of protection
- Concealed and easily removable hinges allow the easy reversal of the door, as well as enabling 120° door opening
- Foamed-in polyurethane gasket and front rain gutter ensures high degree of protection
- IK10
- Suitable for use indoors
- Supplied with a double bar lock as standard



Mild Steel Wall Mounted Enclosure.

TYPE	Height mm	Width mm	Depth mm	IP Rating	Number of doors	Pack Cont.
NSYCRN22150	200	200	150	IP66	1	1
NSYCRN23150	200	300	150	IP66	1	1
NSYCRN252150	250	200	150	IP66	1	1
NSYCRN325150	300	250	150	IP66	1	1
NSYCRN325200	300	250	200	IP66	1	1
NSYCRN33150	300	300	150	IP66	1	1
NSYCRN33200	300	300	200	IP66	1	1
NSYCRN34200	300	400	200	IP66	1	1
NSYCRN345150	300	450	150	IP66	1	1
NSYCRN43150	400	300	150	IP66	1	1
NSYCRN43200	400	300	200	IP66	1	1
NSYCRN44200	400	400	200	IP66	1	1
NSYCRN46250	400	600	250	IP66	1	1
NSYCRN46300	400	600	300	IP66	1	1
NSYCRN54150	500	400	150	IP66	1	1
NSYCRN54200	500	400	200	IP66	1	1
NSYCRN54250	500	400	250	IP66	1	1
NSYCRN55250	500	500	250	IP66	1	1
NSYCRN64150	600	400	150	IP66	1	1
NSYCRN64200	600	400	200	IP66	1	1
NSYCRN64250	600	400	250	IP66	1	1
NSYCRN65150	600	500	150	IP66	1	1
NSYCRN65200	600	500	200	IP66	1	1
NSYCRN65250	600	500	250	IP66	1	1
NSYCRN66200	600	600	200	IP66	1	1
NSYCRN66250	600	600	250	IP66	1	1
NSYCRN66300	600	600	300	IP66	1	1
NSYCRN68300	600	800	300	IP66	1	1
NSYCRN75200	700	500	200	IP66	1	1
NSYCRN75250	700	500	250	IP66	1	1
NSYCRN86200	800	600	200	IP66	1	1



NSYCRN

Mild Steel Wall Mounted Enclosures

TYPE	Height mm	Width mm	Depth mm	IP Rating	Number of doors	Pack Cont.
NSYCRN86250	800	600	250	IP66	1	1
NSYCRN86300	800	600	300	IP66	1	1
NSYCRNG86400*	800	600	400	IP66	1	1
NSYCRN88200	800	800	200	IP66	1	1
NSYCRN88300	800	800	300	IP66	1	1
NSYCRNG810300D*	800	1000	300	IP55	2	1
NSYCRNG812300D*	800	1200	300	IP55	2	1
NSYCRN106250	1000	600	250	IP66	1	1
NSYCRN106300	1000	600	300	IP66	1	1
NSYCRNG106400*	1000	600	400	IP66	1	1
NSYCRN108250	1000	800	250	IP66	1	1
NSYCRN108300	1000	800	300	IP66	1	1
NSYCRNG108400*	1000	800	400	IP66	1	1
NSYCRNG1010300D*	1000	1000	300	IP55	2	1
NSYCRNG1012300D*	1000	1200	300	IP55	2	1
NSYCRNG1012400D*	1000	1200	400	IP55	2	1
NSYCRNG126300*	1200	600	300	IP66	1	1
NSYCRNG126400*	1200	600	400	IP66	1	1
NSYCRNG128300*	1200	800	300	IP66	1	1
NSYCRNG128400*	1200	800	400	IP66	1	1
NSYCRNG1210300D*	1200	1000	300	IP55	2	1
NSYCRNG1210400D*	1200	1000	400	IP55	2	1
NSYCRNG1212300D*	1200	1200	300	IP55	2	1
NSYCRNG1212400D*	1200	1200	400	IP55	2	1
NSYCRNG1410300D*	1400	1000	300	IP55	2	1



* NSYCRNG enclosures supplied with a 3 point locking system



NSYCRN T

Mild Steel Wall Mounted Enclosures with Glazed Door

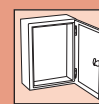
Steel enclosures with a transparent door. Both internally and externally protected with texturized polyester epoxy resin RAL7035 grey paint to IK08.

Features and Benefits

- Easily reversible door, as well as enabling 110° door opening
- IK08
- Tempered glass transparent door
- NSYCRNG enclosures supplied with a 3 point locking system
- Suitable for use indoors
- Supplied with a double bar lock as standard



TYPE	Height mm	Width mm	Depth mm	IP Rating	Number of doors	Pack Cont.
NSYCRN325150T	300	250	150	IP66	1	1
NSYCRN325200T	300	250	200	IP66	1	1
NSYCRN33150T	300	300	150	IP66	1	1
NSYCRN33200T	300	300	200	IP66	1	1
NSYCRN34200T	300	400	200	IP66	1	1
NSYCRN43150T	400	300	150	IP66	1	1
NSYCRN43200T	400	300	200	IP66	1	1
NSYCRN44200T	400	400	200	IP66	1	1
NSYCRN46250T	400	600	250	IP66	1	1
NSYCRN46300T	400	600	300	IP66	1	1
NSYCRN54150T	500	400	150	IP66	1	1
NSYCRN54200T	500	400	200	IP66	1	1
NSYCRN54250T	500	400	250	IP66	1	1
NSYCRN55250T	500	500	250	IP66	1	1
NSYCRN64150T	600	400	150	IP66	1	1
NSYCRN64200T	600	400	200	IP66	1	1
NSYCRN64250T	600	400	250	IP66	1	1
NSYCRN65150T	600	500	150	IP66	1	1
NSYCRN65200T	600	500	200	IP66	1	1
NSYCRN65250T	600	500	250	IP66	1	1
NSYCRN66200T	600	600	200	IP66	1	1
NSYCRN66250T	600	600	250	IP66	1	1
NSYCRN66300T	600	600	300	IP66	1	1
NSYCRN68300T	600	800	300	IP66	1	1
NSYCRN75200T	700	500	200	IP66	1	1
NSYCRN75250T	700	500	250	IP66	1	1
NSYCRN86200T	800	600	200	IP66	1	1
NSYCRN86250T	800	600	250	IP66	1	1
NSYCRN86300T	800	600	300	IP66	1	1
NSYCRNG86400T	800	600	400	IP66	1	1
NSYCRN88200T	800	800	200	IP66	1	1
NSYCRN88300T	800	800	300	IP66	1	1
NSYCRN106250T	1000	600	250	IP66	1	1
NSYCRN106300T	1000	600	300	IP66	1	1
NSYCRNG106400T	1000	600	400	IP66	1	1
NSYCRN108250T	1000	800	250	IP66	1	1
NSYCRN108300T	1000	800	300	IP66	1	1
NSYCRNG108400T	1000	800	400	IP66	1	1
NSYCRNG1010300T	1000	1000	300	IP55	2	1
NSYCRNG126300T	1200	600	300	IP66	1	1
NSYCRNG126400T	1200	600	400	IP66	1	1
NSYCRNG128300T	1200	800	300	IP66	1	1
NSYCRNG128400T	1200	800	400	IP66	1	1




NSYMM

Galvanised Steel Mounting Plates to suit NSYCRN/NSYPLM/NSYS3X Enclosures

Galvanised steel plates with cut-outs for ease of installation.

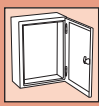
Features and Benefits

- Suitable for use with a range of enclosures.
- Other materials are available on request.



Galvanised Steel Mounting Plate

TYPE	Height of Enclosure mm	Width of Enclosure mm	Height of plate mm	Width of plate mm	Pack Cont.
NSYMM22	200	200	150	150	1
NSYMM23	200	300	150	250	1
NSYMM2520	250	200	200	150	1
NSYMM32	300	200	250	150	1
NSYMM3025	300	250	250	200	1
NSYMM33	300	300	250	250	1
NSYMM43	300	400	250	350	1
NSYMM3045	300	450	250	400	1
NSYMM44	400	400	350	350	1
NSYMM64	400	600	350	550	1
NSYMM54	500	400	450	350	1
NSYMM55	500	500	450	450	1
NSYMM65	600	500	550	450	1
NSYMM66	600	600	550	550	1
NSYMM75	700	500	650	450	1
NSYMM76	700	600	650	550	1
NSYMM86	800	600	750	550	1
NSYMM88	800	800	750	750	1
NSYMM106	1000	600	950	550	1
NSYMM108	1000	800	950	750	1
NSYMM1010	1000	1000	950	950	1
NSYMM126	1200	600	1150	550	1
NSYMM128	1200	800	1150	750	1
NSYMM1210	1200	1000	1150	950	1
NSYMM1212	1200	1200	1150	1150	1
NSYMM1410	1400	1000	1350	950	1



NSYCAG

Louvre Plates

To be fitted in the surface of the enclosure for internal ventilation. Coated in texturized RAL7035 grey paint.



Louvre Plate.

TYPE	Height mm	Width mm	Pack Cont.
NSYCAG110X46M	144	62	1
NSYCAG180X62M	208	90	1
NSYCAG216X62M	244	90	1
NSYCAG317X91M	345	118	1
NSYCAG317X120M	345	148	1
NSYCAG417X120M	445	148	1

EX Spacer Studs

Hexagonal Spacer Studs

Hexagonal spacers for raising mounting plates and other equipment. They can be linked together to achieve variable heights with gradual elevation.

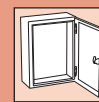


Spacer Studs.

TYPE	Height mm	Width mm	Pack Cont.
EX206	20	6	1
EX306	30	6	1
EX406	40	6	1
EX408	40	8	1
EX506	50	6	1
EX508	50	8	1
EX1006	100	6	1



Other sizes available on request



NSYDPA

Document Pocket

Polystyrene document wallets in A5, A4 and A3 size that are mounted with adhesive tape.



Document Pocket.

TYPE	Height mm	Width mm	Depth mm	Document format	Colour	PackCont.
NSYDPA5	174	188	22	A5	RAL7035	1
NSYDPA4	230	248	22	A4	RAL9001	1
NSYDPA44	234	278	40	A4	RAL7035	1
NSYDPA3	258	476	35	A3	RAL7035	1

Touch Up Paint

RAL7035 Touch Up Paint

A fast drying, long lasting touch up paint in RAL7035 designed to cover cosmetic damage to the surface of the enclosure.



Touch Up Paint.

TYPE	Size	Colour	Pack Cont.
6180400016	400ml	RAL7035	1



Locks

Locks and keys to suit NSYCRN Enclosures

A range of locks to suit the NSYCRN range of enclosures.



NSYCL40CRN Key Lock.

TYPE	Description	Pack Cont.
NSYCL405CRN	Full key operated lock with 405 key for NSYCRN enclosures	1
NSYTEL405ML	Full key operated lock with 405 key for NSYCRNG enclosures	1
NSYTL405SML	Full key operated handle lock with 405 key for NSYCRNG enclosures	1
NSYCDB3	Replacement double bar lock with NSYCRN enclosures	1
NSYDBP	Replacement key for double bar lock (wing key) for NSYCRN and NSYPLM enclosures	1
NSYKPLM	Stainless steel padlock bracket for NSYCRN, NSYPLM and NSY53X enclosures	1
NSYCBCCRN	Padlock system for NSYCRN enclosures	1
NSYLDDB5	Key for double bar lock for NSYCRN, NSYCRNG, NSYPLM and NSYPLA enclosures	1



Other keys available on request

NSYSDCR

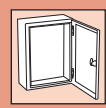
Depth Adjustable Supports to suit NSYCRN/NSYS3X Enclosures

For 200, 250, 300 and 400mm depth enclosures. The different positions allow the adjusting of mounting plates and accessories every 12.5mm.



Depth Adjustable Supports.

TYPE	Enclosure Depth mm	Pack Cont.
NSYSDCR200	200	Set of 4
NSYSDCR250	250	Set of 4
NSYSDCR300	300	Set of 4
NSYSDCR400	400	Set of 4



NSYPFCR

Wall fixing kit to suit NSYCRN enclosures

Manufactured in galvanised steel. Fitted from the outside.
Can be mounted vertically or horizontally.



Wall Fixing Kit.

TYPE	Pack Cont.
NSYPFCR	Set of 4

NSYPIN

Internal Door to suit NSYCRN/NSYS3X Enclosures

Internal doors to attach directly to the enclosure or to the adjustable NSYSDCR supports. Finished in texturized polyester epoxy paint in RAL7035.



Internal Door.

TYPE	Height mm	Width mm	Pack Cont.
NSYPIN43	400	300	1
NSYPIN54	500	400	1
NSYPIN64	600	400	1
NSYPIN75	700	500	1
NSYPIN86	800	600	1
NSYPIN106	1000	600	1
NSYPIN108	1000	800	1
NSYPIN126	1200	600	1
NSYPIN128	1200	800	1




HT

Mild Steel Wall Mounted Enclosures complete with Back Plate

Steel enclosures made from a continuous length of sheet steel. Both internally and externally protected with texturized polyester epoxy resin RAL7035 grey paint.

Features and Benefits

- Easily reversible door, as well as enabling 110° door opening
- Watertight gasket to guarantee the degree of protection
- Customised enclosures can be produced to accommodate specific dimensions, RAL colour requirements, and cable entries or cut outs (moq would apply)
- IK10
- Suitable for use indoors



Wall Mounted Enclosure.

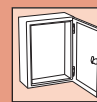
TYPE	Height mm	Width mm	Depth mm	IP Rating	Number of doors	Pack Cont.
HT252015	250	200	150	IP66	1	1
HT302515	300	250	150	IP66	1	1
HT302520	300	250	200	IP66	1	1
HT303015	300	300	150	IP66	1	1
HT303020	300	300	200	IP66	1	1
HT403015	400	300	150	IP66	1	1
HT403020	400	300	200	IP66	1	1
HT404020	400	400	200	IP66	1	1
HT504015	500	400	150	IP66	1	1
HT504020	500	400	200	IP66	1	1
HT504025	500	400	250	IP66	1	1
HT505025	500	500	250	IP66	1	1
HT604015	600	400	150	IP66	1	1
HT604020	600	400	200	IP66	1	1
HT605020	600	500	200	IP66	1	1
HT605025	600	500	250	IP66	1	1
HT606020	600	600	200	IP66	1	1
HT606025	600	600	250	IP66	1	1
HT606030	600	600	300	IP66	1	1
HT705020	700	500	200	IP66	1	1
HT705025	700	500	250	IP66	1	1
HT806020	800	600	200	IP66	1	1
HT806025	800	600	250	IP66	1	1
HT806030	800	600	300	IP66	1	1
HT808030	800	800	300	IP66	1	1
HT1008030	1000	800	300	IP66	1	1
HT1206030	1200	600	300	IP66	1	1
HT1010300	1000	1000	300	IP66	1	1
HT12080300	1200	800	300	IP66	1	1
HT12080400	1200	800	400	IP66	1	1



Comes with mounting plate



Enclosures over 1000mm high supplied with a 3 point locking system



HTT

Mild Steel Wall Mounted Enclosures with Glazed Door complete with Back Plate

Steel enclosures with a transparent door. Both internally and externally protected with texturized polyester epoxy resin RAL7035 grey paint .

Features and Benefits

- Easily reversible door, as well as enabling 110° door opening
- Watertight gasket to guarantee the degree of protection
- 4mm thick tempered glass used for the transparent door
- IK09
- Suitable for use indoors
- Supplied with double bar lock as standard

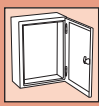


Glazed Door Wall Mounted Enclosure.

TYPE	Height mm	Width mm	Depth mm	IP Rating	Number of doors	Pack Cont.
HTT303015	300	300	150	IP66	1	1
HTT403015	400	300	150	IP66	1	1
HTT403020	400	300	200	IP66	1	1
HTT404020	400	400	200	IP66	1	1
HTT504015	500	400	150	IP66	1	1
HTT504020	500	400	200	IP66	1	1
HTT504025	500	400	250	IP66	1	1
HTT505025	500	500	250	IP66	1	1
HTT604015	600	400	150	IP66	1	1
HTT604020	600	400	200	IP66	1	1
HTT606020	600	600	200	IP66	1	1
HTT606025	600	600	250	IP66	1	1
HTT705020	700	500	200	IP66	1	1
HTT705025	700	500	250	IP66	1	1
HTT806020	800	600	200	IP66	1	1
HTT806025	800	600	250	IP66	1	1
HTT806030	800	600	300	IP66	1	1



Comes with mounting plate



Locks

Locks and Keys to suit HT Enclosures

A range of locks and keys to suit the range of HT wall mounted enclosures.



Lock and Key HTFOK.

TYPE	Description	Pack Cont.
HTFOK	Full key operated lock with 405 key	1
LOCK&KEY	Replacement double bar lock	1
HTKLK	Replacement key for double bar lock	1

SP

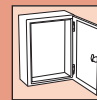
Height Adjustment Elements to suit HT Enclosures

For 150, 200, 250, 300 and 400mm depth enclosures. The different positions allow the position of mounting plates and accessories to be adjusted to suit the requirement.



Height adjustable elements.

TYPE	Enclosure Depth mm	Pack Cont.
SP150	150	Set of 4
SP200	200	Set of 4
SP250	250	Set of 4
SP300	300	Set of 4
SP400	400	Set of 4



HTWBRK

Wall Fixing Kit to suit HT Enclosures

Manufactured in galvanised steel. Fitted from the outside.
Can be mounted vertically or horizontally.



Wall Fixing Kit.

TYPE	Pack Cont.
HTWBRK	Set of 4



NSYS3X

Grade 304 Stainless Steel Wall Mounted Enclosures

Stainless steel enclosures suitable for corrosive environments and installations requiring strict hygiene. They are ideal for the chemical, petrochemical and food industries etc.

Features and Benefits

- AST brush finish, providing anti-corrosion properties
- Manufactured in AISI304 stainless steel as standard, but can be produced in AISI316 grade (resistant to concentrated acids and halides) on request
- Concealed and easily removable hinges allow the easy reversal of the door, as well as enabling 120° door opening
- IK10
- Supplied with a double bar lock as standard

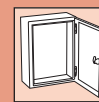


Stainless Steel Wall Mounted Enclosure.

TYPE	Height mm	Width mm	Depth mm	IP Rating	Number of doors	Pack Cont.
NSYS3X3215	300	200	150	IP66	1	1
NSYS3X302515	300	250	150	IP66	1	1
NSYS3X3315	300	300	150	IP66	1	1
NSYS3X4315	400	300	150	IP66	1	1
NSYS3X4320	400	300	200	IP66	1	1
NSYS3X4420	400	400	200	IP66	1	1
NSYS3X5420	500	400	200	IP66	1	1
NSYS3X6420	600	400	200	IP66	1	1
NSYS3X6625	600	600	250	IP66	1	1
NSYS3X7525	700	500	250	IP66	1	1
NSYS3X8625	800	600	250	IP66	1	1
NSYS3X8830	800	800	300	IP66	1	1
NSYS3X10830	1000	800	300	IP66	1	1
NSYS3X12830	1200	800	300	IP66	1	1



316 grade stainless steel enclosures and accessories available on request



Locks

Locks and Keys to suit NSYS3X Enclosures

A range of locks to suit the NSYS3X stainless steel enclosures.



Lock to suit Stainless Steel Enclosures.

TYPE	Description	Pack Cont.
NSYCL405CSX	Full key operated handle lock with 405 key	1
NSYSTDCSX	Chrome plated Zamak double bar lock	1
NSYSTDCHX	Stainless steel double bar lock	1

NSYPFCX

Wall Fixing Kit to suit NSYS3X Enclosures

Manufactured in 304 grade stainless steel. Fitted from the outside. Can be mounted vertically or horizontally.



Wall Fixing Kit.

TYPE	Description	Pack Cont.
NSYPFCX	Wall fixing kit	Set of 4



For other accessories, please see pages 112-115 of the Additions Catalogue



ATEX

ATEX Atmosphere Classification

ATEX is a term commonly used in potentially explosive atmospheres. An explosive atmosphere is defined as a mixture of flammable substances in the form of gas, vapour or dust which, if exposed to a source of ignition, can catch fire in the form of an explosion.

Since 2003 the European directive makes compulsory to use ATEX certified enclosures & equipment in potentially explosive areas. This is in line with the dangerous substances and explosive atmospheres regulations (DSEAR) 2002.



Labelling:

0163: Organisation ref number



Atex symbol according to directive

II: Equipment for differing mining facilities and hazardous areas

2: Product category

GD: Gas and dust

EX: Product is ATEX compliant

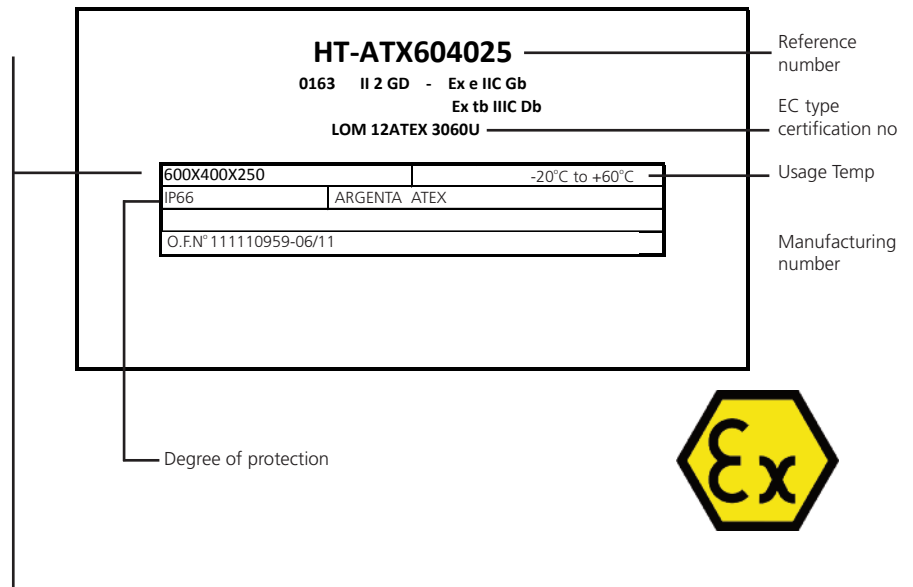
IIe: Gas type: Hydrogen and similar.

Gb/Db: Protection against dust and gas for non-electrical equipment 'Control of ignition sources'

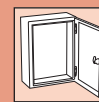
Tb: Type of protection 'Enclosure'

IIC: Powder type

'Conducting'



Application	Hazardous area category	Zones	Atmosphere
GROUP I MINING	M1 and M2	Gas & Dust (G and D)	G
		Zone 1: Gas, vapour and mist	D
GROUP II INDUSTRIAL (NON-MINING) MINING	1. Continuous for long periods 2. Ocasional 3. Short periods only	Zone 20: Dusts	G
		Zone 1: Gas, vapour and mist	D
		Zone 2: Gas, vapour and mist	G
		Zone 22: Dusts	D



HT ATEX

ATEX Mild Steel Wall Mounted Enclosures

Group 1 ATEX mild steel enclosures. Both internally and externally protected with texturized polyester epoxy resin RAL7035 grey paint.

Features and Benefits

- Designed for use in potentially hazardless atmospheres
- Comes complete with mounting plate and set of 4 wall brackets
- Continuously injected silicone gasket for installations where a high sealing degree is required
- Totally reversible cabinet
- Range of temperature under normal conditions: -25°C to +60°C
- Certified for use in gas Zones 1 and 2, and Zones 21 and 22 for dust
- IK10



Group 1 ATEX Enclosure.

TYPE	Height mm	Width mm	Depth mm	IP Rating	Pack Cont.	Article-No.
HTATX302015	300	200	150	IP66	1	1
HTATX303020	300	300	200	IP66	1	1
HTATX403020	400	300	200	IP66	1	1
HTATX404020	400	400	200	IP66	1	1
HTATX504020	500	400	200	IP66	1	1



Other sizes available on request

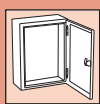


Stainless steel and GRP versions also available



The ATEX certification is a certification of the component. The final unit must also have an ATEX certificate and a declaration of conformity





NSYSM

Mild Steel Floor Standing Enclosures Complete with Mounting Plate

Steel enclosures made as a single piece with rear welded panel. Both internally and externally protected with texturized polyester epoxy resin RAL7035 grey paint.

Features and Benefits

- Easily reversible door with reinforcement frame, enabling 120° door opening
- 4 locking points system with handle and 5mm double bar insert
- IK08
- Suitable for use indoors

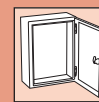


Mild Steel Floor Standing Enclosures.

TYPE	Height mm	Width mm	Depth mm	IP Rating	Number of doors	Pack Cont.
NSYSM12830P	1200	800	300	IP55	1	1
NSYSM1210302DP	1200	1000	300	IP55	2	1
NSYSM1212402DP	1200	1200	400	IP55	2	1
NSYSM14630P	1400	600	300	IP55	1	1
NSYSM14640P	1400	600	400	IP55	1	1
NSYSM14830P	1400	800	300	IP55	1	1
NSYSM14840P	1400	800	400	IP55	1	1
NSYSM1410402DP	1400	1000	400	IP55	2	1
NSYSM1412402DP	1400	1200	400	IP55	2	1
NSYSM16630P	1600	600	300	IP55	1	1
NSYSM16640P	1600	600	400	IP55	1	1
NSYSM16830P	1600	800	300	IP55	1	1
NSYSM16840P	1600	800	400	IP55	1	1
NSYSM1610302DP	1600	1000	300	IP55	2	1
NSYSM1610402DP	1600	1000	400	IP55	2	1
NSYSM1612302DP	1600	1200	300	IP55	2	1
NSYSM1612402DP	1600	1200	400	IP55	2	1
NSYSM18630P	1800	600	300	IP55	1	1
NSYSM18640P	1800	600	400	IP55	1	1
NSYSM18650P	1800	600	500	IP55	1	1
NSYSM18830P	1800	800	300	IP55	1	1
NSYSM18840P	1800	800	400	IP55	1	1
NSYSM18850P	1800	800	500	IP55	1	1
NSYSM18860P	1800	800	600	IP55	1	1
NSYSM181040P	1800	1000	400	IP55	1	1
NSYSM1810402DP	1800	1000	400	IP55	2	1



Comes with mounting plate



NSYSM

Mild Steel Floor Standing Enclosures complete with mounting plate

TYPE	Height mm	Width mm	Depth mm	Number of doors	IP Rating	Pack Cont.
NSYSM1810502DP	1800	1000	500	2	IP55	1
NSYSM1812402DP	1800	1200	400	2	IP55	1
NSYSM1812502DP	1800	1200	500	2	IP55	1
NSYSM1816402DP	1800	1600	400	2	IP55	1
NSYSM1816502DP	1800	1600	500	2	IP55	1
NSYSM20630P	2000	600	300	1	IP55	1
NSYSM20640P	2000	600	400	1	IP55	1
NSYSM20650P	2000	600	500	1	IP55	1
NSYSM20830P	2000	800	300	1	IP55	1
NSYSM20840P	2000	800	400	1	IP55	1
NSYSM20850P	2000	800	500	1	IP55	1
NSYSM20860P	2000	800	600	1	IP55	1
NSYSM2010402DP	2000	1000	400	2	IP55	1
NSYSM2010502DP	2000	1000	500	2	IP55	1
NSYSM2012402DP	2000	1200	400	2	IP55	1
NSYSM2012502DP	2000	1200	500	2	IP55	1
NSYSM2012602DP	2000	1200	600	2	IP55	1
NSYSM2016402DP	2000	1600	400	2	IP55	1
NSYSM2016502DP	2000	1600	500	2	IP55	1
NSYSM2016602DP	2000	1600	600	2	IP55	1

Locks

Locks suitable for use on NSYSM Enclosures

A range of locks suitable for use on NSYSM enclosures. Replacements, double bar inserts and key inserts.



NSYSFH51 Lock.

TYPE	Description	Pack Cont.
NSYSFH51*	Replacement handle for NSYSM boxes	1
NSYINDB31	3mm double bar insert	1
NSYINDB51	5mm double bar insert	1
NSYIN405E1	405 key insert	1



NSYSFH51 is not supplied with an insert: both handle and insert are required for a full lock transformation




NSYSP

100mm plinths suitable for use on NSYSM enclosures

The complete plinth consists of two elements; the front and rear kit (determined by the length of the enclosure) and the side panels (determined by the depth of the enclosure) - to be ordered separately.

Features and Benefits

- Robust design
- Can be fixed from the inside or the outside of the enclosure depending on the application

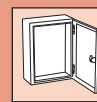


Both front panels and side panels required to assemble complete plinth.

TYPE		Width of Enclosure mm	Depth of Enclosure mm	Height of Plinth mm	Pack Cont.
Front Panels	Side Panels				
NSYSPF3100	NSYSPS5100	300	500	100	2
NSYSPF3100	NSYSPS6100	300	600	100	2
NSYSPF4100	NSYSPS4100	400	400	100	2
NSYSPF4100	NSYSPS5100	400	500	100	2
NSYSPF4100	NSYSPS6100	400	600	100	2
NSYSPF4100	NSYSPS8100	400	800	100	2
NSYSPF6100	NSYSPS3100	600	300	100	2
NSYSPF6100	NSYSPS4100	600	400	100	2
NSYSPF6100	NSYSPS5100	600	500	100	2
NSYSPF6100	NSYSPS6100	600	600	100	2
NSYSPF6100	NSYSPS8100	600	800	100	2
NSYSPF8100	NSYSPS3100	800	300	100	2
NSYSPF8100	NSYSPS4100	800	400	100	2
NSYSPF8100	NSYSPS5100	800	500	100	2
NSYSPF8100	NSYSPS6100	800	600	100	2
NSYSPF8100	NSYSPS8100	800	800	100	2
NSYSPF10100	NSYSPS3100	1000	300	100	2
NSYSPF10100	NSYSPS4100	1000	400	100	2
NSYSPF10100	NSYSPS5100	1000	500	100	2
NSYSPF10100	NSYSPS6100	1000	600	100	2
NSYSPF10100	NSYSPS8100	1000	800	100	2
NSYSPF12100	NSYSPS3100	1200	300	100	2
NSYSPF12100	NSYSPS4100	1200	400	100	2
NSYSPF12100	NSYSPS5100	1200	500	100	2
NSYSPF12100	NSYSPS6100	1200	600	100	2
NSYSPF12100	NSYSPS8100	1200	800	100	2
NSYSPF16100	NSYSPS4100	1600	400	100	2
NSYSPF16100	NSYSPS5100	1600	500	100	2
NSYSPF16100	NSYSPS6100	1600	600	100	2



Please note that the front panels and side panels must be ordered separately




NSYSP

200mm plinths suitable for use on NSYSM enclosures

The complete plinth consists of two elements; the front and rear kit (determined by the length of the enclosure) and the side panels (determined by the depth of the enclosure) - to be ordered separately.

Features and Benefits

- Robust design
- Can be fixed from the inside or the outside of the enclosure depending on the application

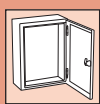


Both front panels and side panels required to assemble complete plinth.

TYPE		Width of Enclosure mm	Depth of Enclosure mm	Height of Plinth mm	Pack Cont.
Front Panels	Side Panels				
NSYSPF6200	NSYSPS4200	600	400	200	2
NSYSPF6200	NSYSPS6200	600	600	200	2
NSYSPF8200	NSYSPS3200	800	300	200	2
NSYSPF8200	NSYSPS4200	800	400	200	2
NSYSPF8200	NSYSPS6200	800	600	200	2
NSYSPF10200	NSYSPS3200	1000	300	200	2
NSYSPF12200	NSYSPS4200	1200	400	200	2
NSYSPF6200	NSYSPS3200	600	300	200	2
NSYSPF10200	NSYSPS4200	1000	400	200	2
NSYSPF6200	NSYSPS8200	600	800	200	2
NSYSPF8200	NSYSPS8200	800	800	200	2
NSYSPF12200	NSYSPS3200	1200	300	200	2
NSYSPF4200	NSYSPS4200	400	400	200	2
NSYSPF4200	NSYSPS5200	400	500	200	2
NSYSPF4200	NSYSPS6200	400	600	200	2
NSYSPF6200	NSYSPS5200	600	500	200	2
NSYSPF8200	NSYSPS5200	800	500	200	2
NSYSPF10200	NSYSPS5200	1000	500	200	2
NSYSPF10200	NSYSPS6200	1000	600	200	2
NSYSPF12200	NSYSPS5200	1200	500	200	2
NSYSPF12200	NSYSPS6200	1200	600	200	2
NSYSPF16200	NSYSPS4200	1600	400	200	2
NSYSPF16200	NSYSPS5200	1600	500	200	2
NSYSPF3200	NSYSPS5200	300	500	200	2
NSYSPF3200	NSYSPS6200	300	600	200	2
NSYSPF4200	NSYSPS8200	400	800	200	2
NSYSPF10200	NSYSPS8200	1000	800	200	2
NSYSPF12200	NSYSPS8200	1200	800	200	2
NSYSPF16200	NSYSPS6200	1600	600	200	2



Please note that the front panels and side panels must be ordered separately




NSYSBM

Mild Steel Industrial Boxes

Mild steel enclosures with a plain lid, with a polyester powder finish in RAL7035. Ideal for use in a wide range of industrial machines and building functions.

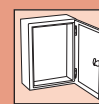
Features and Benefits

- Direct wall-mounting (4 x Ø 10 mm holes with sealing plugs to maintain the IP rating) or with the help of fixing lugs installed from the outside (to be ordered separately, please see the specific accessory pages)
- Extension box (please see page 132) available to increase the range of sizes available
- Equipped with 4 or 6 half-turn thread screws (6 screws provided for boxes with a width greater than 400mm) to ensure maximum watertightness.
- IK10



Mild Steel Industrial Box.

TYPE	Height mm	Width mm	Depth mm	IP Rating	PackCont.
NSYSBM15158	150	150	80	IP66	1
NSYSBM15208	150	200	80	IP66	1
NSYSBM15308	150	300	80	IP66	1
NSYSBM15408	150	400	80	IP66	1
NSYSBM20208	200	200	80	IP66	1
NSYSBM20308	200	300	80	IP66	1
NSYSBM20408	200	400	80	IP66	1
NSYSBM20508	200	500	80	IP66	1
NSYSBM20608	200	600	80	IP66	1
NSYSBM151512	150	150	120	IP66	1
NSYSBM152012	150	200	120	IP66	1
NSYSBM153012	150	300	120	IP66	1
NSYSBM154012	150	400	120	IP66	1
NSYSBM202012	200	200	120	IP66	1
NSYSBM203012	200	300	120	IP66	1
NSYSBM204012	200	400	120	IP66	1
NSYSBM205012	200	500	120	IP66	1
NSYSBM206012	200	600	120	IP66	1
NSYSBM208012	200	800	120	IP66	1
NSYSBM303012	300	300	120	IP66	1
NSYSBM304012	300	400	120	IP66	1
NSYSBM305012	300	500	120	IP66	1
NSYSBM306012	300	600	120	IP66	1
NSYSBM308012	300	800	120	IP66	1
NSYSBM404012	400	400	120	IP66	1
NSYSBM405012	400	500	120	IP66	1
NSYSBM406012	400	600	120	IP66	1
NSYSBM408012	400	800	120	IP66	1



NSYSBMC

Mild Steel Industrial Boxes with FL21 Cable Entry

Mild steel enclosures with a plain lid and two or more FL21 cable gland plates, with a polyester powder finish in RAL7035.

Features and Benefits

- Two or more FL21 cable gland plates for easy drilling and to guarantee the maximum access area, supplied with the enclosure.
- Equipped with 4 or 6 half-turn thread screws (6 screws provided for boxes with a width greater than 400mm) to ensure maximum watertightness.
- IK10



Mild Steel Industrial Box with cable entry plain door.

TYPE	Height mm	Width mm	Depth mm	IP Rating	PackCont.
NSYSBMC153012	150	300	120	IP55	1
NSYSBMC154012	150	400	120	IP55	1
NSYSBMC203012	200	300	120	IP55	1
NSYSBMC204012	200	400	120	IP55	1
NSYSBMC206012	200	600	120	IP55	1
NSYSBMC208012	200	800	120	IP55	1
NSYSBMC303012	300	300	120	IP55	1
NSYSBMC304012	300	400	120	IP55	1
NSYSBMC306012	300	600	120	IP55	1
NSYSBMC308012	300	800	120	IP55	1
NSYSBMC404012	400	400	120	IP55	1
NSYSBMC406012	400	600	120	IP55	1
NSYSBMC408012	400	800	120	IP55	1

NSYSBMB

Mild Steel Industrial Boxes with FL21 Cable Entry and Glazed Door

Mild steel enclosures supplied with FL21 cable gland plates, a hinged cover with a transparent polycarbonate window and a DIN rail. Polyester powder finish in RAL7035.

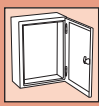
Features and Benefits

- Equipped with 2 half turn thread screws to ensure maximum water-tightness
- IK08



Mild Steel Industrial Box with a glazed door.

TYPE	Height mm	Width mm	Depth mm	IP Rating	PackCont.
NSYSBMB203012	200	300	120	IP55	1
NSYSBMB204012	200	400	120	IP55	1
NSYSBMB206012	200	600	120	IP55	1
NSYSBMB208012	200	800	120	IP55	1




NSYMM

Mounting Plates to suit NSYSBM, NSYSBMC and NSYSBMB Enclosures

Galvanised steel plates with cut-outs for ease of installation.

- Other materials are available on request

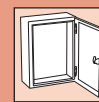


Galvanised Steel Mounting Plate.

TYPE	Height mm	Width mm	Pack Cont.
NSYMM11SB	150	150	1
NSYMM12SB	150	200	1
NSYMM13SB	150	300	1
NSYMM14SB	150	400	1
NSYMM22SB	200	200	1
NSYMM23SB	200	300	1
NSYMM24SB	200	400	1
NSYMM25SB	200	500	1
NSYMM26SB	200	600	1
NSYMM28SB	200	800	1
NSYMM33SB	300	300	1
NSYMM34SB	300	400	1
NSYMM35SB	300	500	1
NSYMM36SB	300	600	1
NSYMM38SB	300	800	1
NSYMM44SB	400	400	1
NSYMM45SB	400	500	1
NSYMM46SB	400	600	1
NSYMM48SB	400	800	1



Other materials are available on request




NSYAES

Mild Steel Extension Box for use with NSYSBM and NSYSBMC Enclosures

Extension box that fits onto the corresponding box of the same height and width.

Features and Benefits

- Improved ergonomics and accessibility inside the box
- Increases the interior depth of the box by 80mm
- Maintains IP66 rating (if one extension box is used)



Extension Box.

TYPE	Height mm	Width mm	Depth mm	IP Rating	PackCont.
NSYAES228SB	200	200	80	IP66	1
NSYAES238SB	200	300	80	IP66	1
NSYAES248SB	200	400	80	IP66	1
NSYAES258SB	200	500	80	IP66	1
NSYAES268SB	200	600	80	IP66	1
NSYAES338SB	300	300	80	IP66	1
NSYAES348SB	300	400	80	IP66	1
NSYAES358SB	300	500	80	IP66	1
NSYAES368SB	300	600	80	IP66	1

NSYAEU

Coupling kit suitable for use with NSYSBMB and NSYSBMC Enclosures

Kit to enable NSYSBMB and NSYSBMC boxes to be coupled together in any combination through the FL21 cable entry openings.

Supplied as one sealing gasket and necessary fixing elements.



Coupling Kit.

TYPE	IP Rating	Pack Cont.
NSYAEUBU148	IP55	1



NSYAEDHSB

Hinges suitable for use with NSYSBM and NSYSBMC Enclosures

The hinges allow the cover to open to more than 180°.

Features and Benefits

- Can be used in conjunction with all covers in the NSYSBM range
- A specific mark on the body indicates where the hole should be drilled
- 3 hinges are required for boxes with a width greater than 500mm



Hinges.

TYPE	Description	Pack Cont.
NSYAEDHSB	Hinges	6

NSYAEFDFSB

Wall Fixing Lugs suitable for use with NSYSBM / NSYSBMC and NSYSBMB enclosures

Wall fixing lugs to be mounted directly onto the rear of the box either in a horizontal or vertical position.

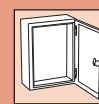
Features and Benefits

- Can be used in conjunction with all covers in the NSYSBM range
- A specific mark on the body indicates where the hole should be drilled



Wall Fixing Lugs.

TYPE	Description	Pack Cont.
NSYAEFDFSB	Wall Fixing Lugs	Set of 4




NSYD

Mild Steel Junction Box

Mild steel junction box, both internally and externally protected with texturized polyester epoxy resin RAL7035 grey paint.

Features and Benefits

- PVC sealing gasket
- Back ready for threaded drill holes
- Enclosures that are 155x105 and larger have four M4 threaded holes fitted with removable plugs for the direct fixing of the mounting plate



Mild Steel Junction Box.

TYPE	Height mm	Width mm	Depth mm	IP Rating	PackCont.
NSYDBN88	85	85	49	IP55	1
NSYDBN1010	105	105	49	IP55	1
NSYDBN1510	155	105	61	IP55	1
NSYDBN2015	206	156	83	IP55	1
NSYDBN2520	256	206	93	IP55	1
NSYDBN3025	307	257	116	IP55	1
NSYDBN3530	357	307	136	IP55	1
NSYDAN1510	155	105	88	IP55	1
NSYDAN2015	206	156	122	IP55	1
NSYDAN2520	256	206	140	IP55	1
NSYDAN3025	307	257	174	IP55	1
NSYDAN3530	357	307	210	IP55	1




Hinged version available on request

NSYPMD

Mounting plates to suit NSYDBN and NSYDAN Enclosures

Features and Benefits

- Plain mounting plates with cut-outs for ease of installation



Mounting Plate.

TYPE	Height mm	Width mm	Pack Cont.
NSYPMD1510	155	105	1
NSYPMD2015	206	156	1
NSYPMD2520	256	206	1
NSYPMD3025	307	257	1
NSYPMD3530	357	307	1



BRES

GRP Wall Mounted Enclosures

A range of heat moulded enclosures made from reinforced polyester with 30% glass fibre in RAL7035.

Features and Benefits

- Self extinguishing material as per ASTM D635
- Resistant against rusting and corrosion by chemical or atmospheric agents
- Door hinges allow a 180° opening
- Plinths and other accessories available on request
- IK10
- Maximum working temperature ranges from -30°C to +120°C



BRES Enclosure.

TYPE	Height mm	Width mm	Depth mm	IP Rating	Pack Cont.
BRES325	300	250	140	IP66	1
BRES43	400	300	200	IP66	1
BRES44	400	400	200	IP66	1
BRES54	500	400	200	IP66	1
BRES64	600	400	230	IP66	1
BRES65	600	500	230	IP66	1
BRES83	800	300	230	IP66	1
BRES86	800	600	300	IP66	1

BRES P

GRP Wall Mounted Enclosures with Glazed Door

A range of heat moulded enclosures with a glazed door. Made from reinforced polyester with 30% glass fibre in RAL7035.

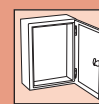
Features and Benefits

- Self extinguishing material as per ASTM D635
- Resistant against rusting and corrosion by chemical or atmospheric agents
- Door hinges allow a 180° opening
- IK10
- Maximum working temperature ranges from -30°C to +120°C



BRES Enclosure with Glazed Door.

TYPE	Height mm	Width mm	Depth mm	IP Rating	Pack Cont.
BRES325P	300	250	140	IP66	1
BRES43P	400	300	200	IP66	1
BRES44P	400	400	200	IP66	1
BRES54P	500	400	200	IP66	1
BRES64P	600	400	230	IP66	1
BRES65P	600	500	230	IP66	1
BRES83P	800	300	230	IP66	1
BRES86P	800	600	300	IP66	1




BRES 3L

GRP Wall Mounted Enclosures with 3-point Locking system

A range of heat moulded enclosures made from reinforced polyester with 30% glass fibre in RAL7035

Features and Benefits

- Self extinguishing material as per ASTM D635
- Resistant against rusting and corrosion by chemical or atmospheric agents.
- Door hinges allow a 180° opening
- 3-point locking system offers greater security and the facility to use a padlock to secure the door



BRES Enclosure with 3-point Locking System.

TYPE	Height mm	Width mm	Depth mm	IP Rating	Pack Cont.
BRES433L	400	300	200	IP66	1
BRES443L	400	400	200	IP66	1
BRES543L	500	400	200	IP66	1
BRES643L	600	400	230	IP66	1
BRES653L	600	500	230	IP66	1
BRES833L	800	300	230	IP66	1
BRES863L	800	600	300	IP66	1



Plinths and other accessories available on request

PBM

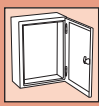
Metal Mounting Plate to suit BRES Enclosures

A range of metal plates for use with BRES range of enclosures.



Metal Mounting Plate.

TYPE	Height mm	Width mm	Pack Cont.
PBM325	300	250	1
PBM43	400	300	1
PBM44	400	400	1
PBM54	500	400	1
PBM64	600	400	1
PBM65	600	500	1
PBM83	800	300	1
PBM86	800	600	1

**PBP****Polyester Mounting plate to suit BRES Enclosures**

A range of polyester mounting plates suitable for use with BRES range of enclosures.



Polyester Mounting Plate.

TYPE	Height mm	Width mm	Pack Cont.
PBP325	300	250	1
PBP43	400	300	1
PBP44	400	400	1
PBP54	500	400	1
PBP64	600	400	1
PBP65	600	500	1
PBP83	800	300	1
PBP86	800	600	1

SDP**Adjustable Bracket to suit BRES Enclosures**

A set of 4 wall fixing brackets to suit the BRES range of enclosures.

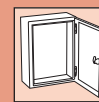
Features and Benefits

- Suitable for use with 200, 230 & 300mm deep enclosures



Adjustable Bracket.

TYPE	Enclosure Depth mm	Pack Cont.
SDP200	200	4
SDP230	230	4
SDP300	300	4




OFM

Wall Mounting Kit to suit BRES Enclosures

A set of 4 wall fixing brackets to suit the BRES range of enclosures.

Features and Benefits

- Can be fitted vertically or horizontally



Wall Mounting Kit.

TYPE	Description	Pack Cont.
OFM14	Wall Mounting Kit	Set of 4

Locks

Key Lock to suit BRES Enclosures

Locks and accessories to suit the BRES range of enclosures.



Key Lock.

TYPE	Description	Pack Cont.
CML12	405 type key lock	1
CBC13INOX	Stainless steel padlock device	1
CDB10	Replacement double bar lock	1

**NSYPLMG****GRP Wall Mounted Enclosures**

A range of wall mounted enclosures made from polyester reinforced with fiberglass, moulded by hot compression in RAL 7035 grey.

Features and Benefits

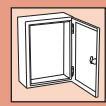
- Door hinges allow a 180°C opening
- NSYPLM108G supplied with a 4 point locking mechanism
- Self extinguishing material
- Resistant against rusting and corrosion by chemical or atmospheric agents
- Working temperature from -50°C to +150°C
- For indoor or outdoor use
- IK10



GRP Wall Mounted Enclosures.

TYPE	Height mm	Width mm	Depth mm	IP Rating	Pack Cont.
NSYPLM32G	310	215	160	IP66	1
NSYPLM3025G	308	255	160	IP66	1
NSYPLM43G	430	330	200	IP66	1
NSYPLM54G	530	430	200	IP66	1
NSYPLM64G	647	436	250	IP66	1
NSYPLM75G	747	536	300	IP66	1
NSYPLM86G	847	636	300	IP66	1
NSYPLM108G	1056	852	350	IP66	1

*NSYPLM32G made from ABS/PC



NSYPLM T

GRP Wall Mounted Enclosures with Glazed Door

Wall mounting enclosures made from GRP, moulded by hot compression in RAL 7035 grey with a glazed door.

Features and Benefits

- Door hinges allow a 180° opening
- Self extinguishing material
- Resistant against rusting and corrosion by chemical or atmospheric agents.
- Maximum working temperature ranges from -50°C to +150°C
- For indoor or outdoor use
- IK10
- NSYPLM108TG supplied with a 4 point locking system



GRP Glazed Door Enclosure.

TYPE	Height mm	Width mm	Depth mm	IP Rating	Pack Cont.
NSYPLM32TG	310	215	160	IP66	1
NSYPLM3025TG	308	255	160	IP66	1
NSYPLM43TG	430	330	200	IP66	1
NSYPLM54TG	530	430	200	IP66	1
NSYPLM64TG	647	436	250	IP66	1
NSYPLM75TG	747	536	300	IP66	1
NSYPLM86TG	847	636	300	IP66	1
NSYPLM108TG	1056	852	350	IP66	1

*NSYPLM32G made from ABS/PC



Locks

Locks to suit NSYPLMG Enclosures

Locks and accessories to suit the NSYPLM range of enclosures.



NSYCDBPLM Lock.

TYPE	Description	Pack Cont.
NSYTL405PLM	Full key operated lock with 405 key	1
NSYCDBPLM	Replacement double bar lock	1
NSYKPLM	Stainless steel padlock bracket	1

NSYPFPLM

Wall Fixing Kit to suit NSYPLM Enclosures

Wall fixing kit which is manufactured in galvanised steel .

Features and Benefits

- Fitted from the outside
- Can be mounted vertically or horizontally

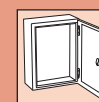


Wall Fixing Kit.

TYPE	To fit Enclosures	Pack Cont.
NSYPFPLM32G	NSYPLM32	Set of 4
NSYPFPLMG	NSYPLM3025 to NSYPLM108	Set of 4



For other accessories please see pages 112-115 of the Additions Catalogue



NSYPLAG

GRP Floor Standing Enclosures

A range of floor standing enclosures made from polyester reinforced with fiberglass, moulded by hot compression in RAL 7035 grey.

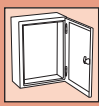
Features and Benefits

- Door hinges allow a 120° opening
- Self extinguishing material
- Resistant against rusting and corrosion by chemical or atmospheric agents.
- Maximum working temperature ranges from -50°C to +150°C
- For indoor or outdoor use
- IK10
- Enclosures over 1000mm height are supplied with a 4 point locking system



Floor Standing Enclosure.

TYPE	Height mm	Width mm	Depth mm	IP Rating	Number of Doors	Pack Cont.
NSYPLA553G	500	500	320	IP65	1	1
NSYPLA554G	500	500	420	IP65	1	1
NSYPLA573G	500	750	320	IP65	1	1
NSYPLA574G	500	750	420	IP65	1	1
NSYPLA5103G	500	1000	320	IP65	2	1
NSYPLA5104G	500	1000	420	IP65	2	1
NSYPLA5123G	500	1250	320	IP65	2	1
NSYPLA5124G	500	1250	420	IP65	2	1
NSYPLA753G	750	500	320	IP65	1	1
NSYPLA754G	750	500	420	IP65	1	1
NSYPLA773G	750	750	320	IP65	1	1
NSYPLA774G	750	750	420	IP65	1	1
NSYPLA7103G	750	1000	320	IP65	2	1
NSYPLA7104G	750	1000	420	IP65	2	1
NSYPLA7123G	750	1250	320	IP65	2	1
NSYPLA7124G	750	1250	420	IP65	2	1
NSYPLA1053G	1000	500	320	IP65	1	1
NSYPLA1054G	1000	500	420	IP65	1	1
NSYPLA1073G	1000	750	320	IP65	1	1
NSYPLA1074G	1000	750	420	IP65	1	1
NSYPLA10103G	1000	1000	320	IP65	2	1
NSYPLA10104G	1000	1000	420	IP65	2	1
NSYPLA10123G	1000	1250	320	IP65	2	1
NSYPLA10124G	1000	1250	420	IP65	2	1
NSYPLA1253G	1250	500	320	IP65	1	1
NSYPLA1254G	1250	500	420	IP65	1	1
NSYPLA1273G	1250	750	320	IP65	1	1
NSYPLA1274G	1250	750	420	IP65	1	1
NSYPLA12103G	1250	1000	320	IP65	2	1
NSYPLA12104G	1250	1000	420	IP65	2	1
NSYPLA12123G	1250	1250	320	IP65	2	1
NSYPLA12124G	1250	1250	420	IP65	2	1
NSYPLA1553G	1500	500	320	IP65	1	1
NSYPLA1554G	1500	500	420	IP65	1	1
NSYPLA1573G	1500	750	320	IP65	1	1
NSYPLA1574G	1500	750	420	IP65	1	1
NSYPLA15103G	1500	1000	320	IP65	2	1
NSYPLA15104G	1500	1000	420	IP65	2	1
NSYPLA15123G	1500	1250	320	IP65	2	1
NSYPLA15124G	1500	1250	420	IP65	2	1



NSYPMM

Galvanised Steel Mounting Plates to suit NSYPLAG Enclosure

Galvanised steel plates with cut-outs for ease of installation.



Mounting Plate.

TYPE	Height of Enclosure mm	Width of Enclosure mm	Pack Cont.
NSYPMM55	500	500	1
NSYPMM75	500	750	1
NSYPMM510	500	1000	1
NSYPMM55+NSYPMM75	500	1250	1
NSYPMM75	750	500	1
NSYPMM77	750	750	1
NSYPMM710	750	1000	1
NSYPMM712	750	1250	1
NSYPMM105	1000	500	1
NSYPMM107	1000	750	1
NSYPMM1010	1000	1000	1
NSYPMM1012	1000	1250	1
NSYPMM125	1250	500	1
NSYPMM127	1250	750	1
NSYPMM1210	1250	1000	1
NSYPMM1212	1250	1250	1
NSYPMM155	1500	500	1
NSYPMM157+NSYPMM157	1500	750	1
NSYPMM1510	1500	1000	1
NSYPMM1512	1500	1250	1

Other versions available on request

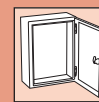
Locks

Locks to suit NSYPLAG Enclosures

TYPE	Description	Pack Cont.
NSYIN405E1	Lock insert with 405 key	1
NSYEBMPLA	Standard handle	1
NSYBCPLA	Padlock device	1
NSYINDB51	Double bar lock insert	1



Please note that both the standard handle and the lock insert are required for a full lock transformation




CA S

Polyester/polycarbonate Modular Enclosures with Opaque Lid

Reinforced polyester modular enclosures in RAL7035.

Features and Benefits

- Self extinguishing material
- Resistant against rusting and corrosion by chemical or atmospheric agents
- For indoor or outdoor use
- Maximum working temperature -30°C to 120°C
- IK10



Modular Enclosure with Opaque Lid.

TYPE	Height mm	Width mm	Depth mm	IP Rating	Pack Cont.
CA1515S	135	135	130	IP66	1
CA215S	135	180	130	IP66	1
CA220S	180	180	130	IP66	1
CA315S	135	270	130	IP66	1
CA32S	180	270	170	IP66	1
CA33S	270	270	170	IP66	1
CA42S	180	360	170	IP66	1
CA43S	270	360	170	IP66	1
CA43AS	270	360	205	IP66	1
CA44S	360	360	170	IP66	1
CA44AS	360	360	205	IP66	1
CA63S	270	540	170	IP66	1
CA63AS	270	540	205	IP66	1
CA64S	360	540	170	IP66	1
CA64AS	360	540	205	IP66	1
CA66S	540	540	170	IP66	1
CA66AS	540	540	205	IP66	1
CA84AS	360	720	205	IP66	1
CA86AS	540	720	205	IP66	1



CA

Polyester/polycarbonate Modular Enclosures with Clear Lid

Reinforced polyester base in RAL7035, with polycarbonate clear lid.

Features and Benefits

- Self extinguishing material
- Resistant against rusting and corrosion by chemical or atmospheric agents.
- For indoor or outdoor use
- Maximum working temperature -30°C to 120°C
- IK10

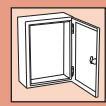


Modular Enclosure with Clear Lid.

TYPE	Height mm	Width mm	Depth mm	IP Rating	Pack Cont.
CA1515	135	135	130	IP66	1
CA215	135	180	130	IP66	1
CA220	180	180	130	IP66	1
CA315	135	270	130	IP66	1
CA32	180	270	170	IP66	1
CA33	270	270	170	IP66	1
CA42	180	360	170	IP66	1
CA43	270	360	170	IP66	1
CA43A	270	360	205	IP66	1
CA44	360	360	170	IP66	1
CA44A	360	360	205	IP66	1
CA63	270	540	170	IP66	1
CA63A	270	540	205	IP66	1
CA64	360	540	170	IP66	1
CA64A	360	540	205	IP66	1
CA66	540	540	170	IP66	1
CA66A	540	540	205	IP66	1
CA84A	360	720	205	IP66	1
CA86A	540	720	205	IP66	1



The CA range can be fully customised to meet your requirements MOQ may apply



PP

Polyester Mounting Plates to suit CA and CA S Enclosures

A range of polyester mounting plates for use with the CA/CA S range of enclosures.



Polyester Mounting Plate.

TYPE	Height mm	Width mm	Pack Cont.
PP1515	135	135	1
PP215	180	135	1
PP220	180	180	1
PP315	270	135	1
PP32	270	180	1
PP33	270	270	1
PP42	360	180	1
PP43	360	270	1
PP44	360	360	1
PP63	540	270	1
PP64	540	360	1
PP66	540	540	1
PP84	720	360	1
PP86	720	520	1

OFC

Wall Fixing Brackets to suit CA Enclosures

Brackets to secure enclosures to a wall or similar surface. Suitable for all enclosures.



Wall Fixing Bracket.

TYPE	To fit Enclosures	Pack Cont.
OFC400	CA32 to CA86	Set of 4
OFC4000	CA1515 to CA315	Set of 4

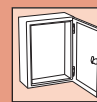
**BOBRE****External Hinges to suit CA Enclosures**

External hinge used to adapt the CA range of modular enclosures from loose lid to hinged lid.



External Hinges.

TYPE	For use with	Pack Cont.
BOBREEXT	CA32 to CA86A	Set of 2



NSYPLSC

Polyester/polycarbonate Modular Boxes with Opaque Lid

Insulated modular boxes with bases made of hot moulded fibreglass reinforced polyester, and lids made of polycarbonate in RAL 7035.

Features and Benefits

- Self extinguishing material
- Good resistance to UV and chemicals
- Resistant against rusting and corrosion by chemical or atmospheric agents
- IK09
- For indoor or outdoor use
- Maximum working temperature -30°C to 120°C



Modular Box with Opaque Lid.

TYPE	Height mm	Width mm	Depth mm	IP Rating	Pack Cont.
NSYPLSC1827G	180	270	180	IP65	1
NSYPLSC2727G	270	270	180	IP65	1
NSYPLSC2736G	270	360	180	IP65	1
NSYPLSC2754G	270	540	180	IP65	1
NSYPLSC3636G	360	360	180	IP65	1
NSYPLSC3654G	360	540	180	IP65	1
NSYPLSC5454G	540	540	180	IP65	1
NSYPLSC2727AG	270	270	230	IP65	1
NSYPLSC2736AG	270	360	230	IP65	1
NSYPLSC2754AG	270	540	230	IP65	1
NSYPLSC3654AG	360	540	230	IP65	1
NSYPLSC5454AG	540	540	230	IP65	1
NSYPLSC3672AG	360	720	230	IP65	1
NSYPLSC5472AG	540	720	230	IP65	1



NSYPLS

Polyester/Polycarbonate Modular Boxes with Transparent Lid

Insulated modular boxes with bases made of hot moulded fibreglass reinforced polyester in RAL7035, and lids made of transparent polycarbonate.

Features and Benefits

- Self extinguishing material
- Good resistance to UV and chemicals
- Resistant against rusting and corrosion by chemical or atmospheric agents
- IK09
- For indoor or outdoor use
- Maximum working temperature -30°C to 120°C



NSYPLS Modular Enclosure.

TYPE	Height mm	Width mm	Depth mm	IP Rating	Pack Cont.
NSYPLS1827G	180	270	180	IP65	1
NSYPLS2727G	270	270	180	IP65	1
NSYPLS2736G	270	360	180	IP65	1
NSYPLS2754G	270	540	180	IP65	1
NSYPLS3636G	360	360	180	IP65	1
NSYPLS3654G	360	540	180	IP65	1
NSYPLS5454G	540	540	180	IP65	1
NSYPLS2727AG	270	270	230	IP65	1
NSYPLS2736AG	270	360	230	IP65	1
NSYPLS2754AG	270	540	230	IP65	1
NSYPLS3654AG	360	540	230	IP65	1
NSYPLS5454AG	540	540	230	IP65	1
NSYPLS3672AG	360	720	230	IP65	1
NSYPLS5472AG	540	720	230	IP65	1

NSYPLSP

Polyester Modular Boxes with Opaque Lid

Insulated modular boxes and lids made of hot moulded fibreglass reinforced polyester in RAL7035.

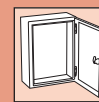
Features and Benefits

- Self extinguishing material
- Good resistance to UV and chemicals
- Resistant against rusting and corrosion by chemical or atmospheric agents
- IK09
- For indoor or outdoor use
- Maximum working temperature -30°C to 120°C



Modular Box with Opaque Lid.

TYPE	Height mm	Width mm	Depth mm	IP Rating	Pack Cont.
NSYPLSP1827G	180	270	180	IP65	1
NSYPLSP2727G	270	270	180	IP65	1
NSYPLSP2736G	270	360	180	IP65	1
NSYPLSP2754G	270	540	180	IP65	1
NSYPLSP3636G	360	360	180	IP65	1
NSYPLSP3654G	360	540	180	IP65	1
NSYPLSP5454G	540	540	180	IP65	1



NSYPMM

Metal Mounting Plate to suit NSYPLS Enclosures

A range of metal mounting plates suitable for use on the NSYPLS range of enclosures.



Metal Mounting Plates.

TYPE	Height mm	Width mm	Pack Cont.
NSYPMM1827	140	230	1
NSYPMM2727	230	230	1
NSYPMM2736	230	320	1
NSYPMM2754	230	500	1
NSYPMM3636	320	320	1
NSYPMM3654	320	500	1
NSYPMM5454	500	500	1
NSYPMM3672	320	680	1
NSYPMM5472	500	680	1

NSYPMA

Polyester Mounting Plate to suit NSYPLS Enclosures

A range of polyester mounting plates suitable for use on the NSYPLS range of enclosures.



Polyester Mounting Plates.

TYPE	Height mm	Width mm	Pack Cont.
NSYPMA1827G	140	230	1
NSYPMA2727G	230	230	1
NSYPMA2736G	230	320	1
NSYPMA2754G	230	500	1
NSYPMA3636G	320	320	1
NSYPMA3654G	320	500	1
NSYPMA5454G	500	500	1
NSYPMA3672G	320	680	1
NSYPMA5472G	500	680	1

**NSYBE27****Hinges to suit NSYPLSC / NSYPLS and NSYPLSP Enclosures**

Plastic external hinges which allow the cover to open to more than 180°.



Plastic External Hinge.

TYPE	Description	Pack Cont.
NSYBE27G	Hinges	2

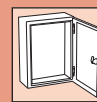
NSYPF27N**Wall Fixing Kit to suit NSYPLSC / NSYPLS and NSYPLSP Enclosures**

Passivated zinc coated steel wall fixing lugs for use with NSYPLS enclosures.



Fixing Lugs.

TYPE	Description	Pack Cont.
NSYPF27N	Wall fixing kit	Set of 4




NSYTBS

ABS Industrial Boxes with Opaque Lid

Industrial boxes made of ABS and coated in RAL7035 grey epoxy paint, opaque lid.

Features and Benefits

- Halogen free insulating plastic materials
- Resistant against rusting and corrosion by chemical or atmospheric agents
- IK07
- For indoor or outdoor use

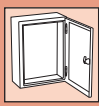


ABS Industrial Box with Opaque Lid.

TYPE	Height mm	Width mm	Depth mm	IP Rating	Pack Cont.
NSYTBS775	74	74	54	IP66	1
NSYTBS885	89	89	54	IP66	1
NSYTBS1176	116	74	62	IP66	1
NSYTBS11116	116	116	62	IP66	1
NSYTBS1397	138	93	72	IP66	1
NSYTBS16128	164	121	87	IP66	1
NSYTBS19128	192	121	87	IP66	1
NSYTBS191210H	192	121	105	IP66	1
NSYTBS19168	193	164	87	IP66	1
NSYTBS191610H	193	164	105	IP66	1
NSYTBS24198	241	194	87	IP66	1
NSYTBS241910H	241	194	105	IP66	1
NSYTBS241912H	241	194	127	IP66	1
NSYTBS29248	291	241	88	IP66	1
NSYTBS292412	291	241	128	IP66	1
NSYTBS292412H	291	241	128	IP66	1
NSYTBS292416H	291	241	168	IP66	1
NSYTBS342912	341	291	128	IP66	1
NSYTBS342916H	341	291	168	IP66	1



Mounting plates and hinges available on request - Please contact customer services




NSYTBS T

ABS Industrial Boxes with Smoked Transparent Lids

Industrial boxes made of ABS and coated in RAL7035 grey epoxy paint, complete with smoked transparent lid.

Features and Benefits

- Halogen free insulating plastic materials
- Resistant against rusting and corrosion by chemical or atmospheric agents
- IK07
- For indoor or outdoor use

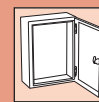


ABS Industrial Box with Transparent Smoked Lid.

TYPE	Height mm	Width mm	Depth mm	IP Rating	Pack Cont.
NSYTBS1397T	138	93	72	IP66	1
NSYTBS16128T	164	121	87	IP66	1
NSYTBS19128T	192	121	87	IP66	1
NSYTBS191210HT	192	121	105	IP66	1
NSYTBS19168T	193	164	87	IP66	1
NSYTBS191610HT	193	164	105	IP66	1
NSYTBS24198T	241	194	87	IP66	1
NSYTBS241910HT	241	194	105	IP66	1
NSYTBS241912HT	241	194	127	IP66	1
NSYTBS29248T	291	241	88	IP66	1
NSYTBS292412T	291	241	128	IP66	1
NSYTBS292412HT	291	241	128	IP66	1
NSYTBS292416HT	291	241	168	IP66	1
NSYTBS342912T	341	291	128	IP66	1
NSYTBS342916HT	341	291	168	IP66	1



Mounting plates and hinges available on request - Please contact customer services




NSYTBP

Polycarbonate Industrial Boxes with Opaque Lid

Industrial boxes made of polycarbonate and coated in RAL7035 grey epoxy paint.

Features and Benefits

- Halogen free insulating plastic materials
- Resistant against rusting and corrosion by chemical or atmospheric agents
- IK08
- For indoor or outdoor use



Polycarbonate Box with Opaque Lid.

TYPE	Height mm	Width mm	Depth mm	IP Rating	Pack Cont.
NSYTBP775	74	74	54	IP66	1
NSYTBP885	89	89	54	IP66	1
NSYTBP1176	116	74	62	IP66	1
NSYTBP11116	116	116	62	IP66	1
NSYTBP1397	138	93	72	IP66	1
NSYTBP16128	164	121	87	IP66	1
NSYTBP19128	192	121	87	IP66	1
NSYTBP191210H	192	121	105	IP66	1
NSYTBP19168	193	164	87	IP66	1
NSYTBP191610H	193	164	105	IP66	1
NSYTBP24198	241	194	87	IP66	1
NSYTBP241910H	241	194	105	IP66	1
NSYTBP241912H	241	194	127	IP66	1
NSYTBP29248	291	241	88	IP66	1
NSYTBP292412	291	241	128	IP66	1
NSYTBP292412H	291	241	128	IP66	1
NSYTBP292416H	291	241	168	IP66	1
NSYTBP342912	341	291	128	IP66	1
NSYTBP342916H	341	291	168	IP66	1




Mounting plates and hinges available on request

**NSYTBP T****Polyester Industrial Boxes with Smoked Transparent Lids**

Industrial boxes made of polyester and coated in RAL7035 grey epoxy paint, complete with smoked transparent lid.

Features and Benefits

- Halogen free insulating plastic materials
- Resistant against rusting and corrosion by chemical or atmospheric agents
- IK08
- For indoor or outdoor use

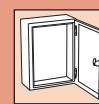


Polyester Box with Smoked lid.

TYPE	Height mm	Width mm	Depth mm	IP Rating	Pack Cont.
NSYTBP1397T	138	93	72	IP66	1
NSYTBP16128T	164	121	87	IP66	1
NSYTBP19128T	192	121	87	IP66	1
NSYTBP191210HT	192	121	105	IP66	1
NSYTBP19168T	193	164	87	IP66	1
NSYTBP191610HT	193	164	105	IP66	1
NSYTBP24198T	241	194	87	IP66	1
NSYTBP241910HT	241	194	105	IP66	1
NSYTBP241912HT	241	194	127	IP66	1
NSYTBP29248T	291	241	88	IP66	1
NSYTBP292412T	291	241	128	IP66	1
NSYTBP292412HT	291	241	128	IP66	1
NSYTBP292416HT	291	241	168	IP66	1
NSYTBP342912T	341	291	128	IP66	1
NSYTBP342916HT	341	291	168	IP66	1



Mounting plates and hinges available on request



EL

Light Range Junction Boxes with Opaque Lids

Halogen free polystyrene junction boxes with screw down lids in RAL 7035.

Features and Benefits

- Includes supports for installation of DIN rail and mounting plates
- IK07



Junction Box with Opaque lid.

TYPE	Height mm	Width mm	Depth mm	IP Rating	Pack Cont.
EL111	108	108	64	IP67	1
EL161	162	116	78	IP67	1
EL171	175	151	95	IP67	1
EL231	241	180	95	IP67	1
EL322	328	239	129	IP67	1

i Versions with pre-moulded cable entries or transparent lids available on request

i Plastic and metal back plates also available on request

A

Adaptable Boxes with Opaque Lids

Plastic halogen free junction boxes with stepped glands and press-fit lids in RAL 7035

Features and Benefits

- Double insulated
- IK07
- Range of temperature -15°C to +60°C



Junction Box with Stepped Glands.

TYPE	Height mm	Width mm	Depth mm	Description	IP Rating	Pack Cont.
A165MM	65	-	35	Round	IP44	1
A280MM	80	-	35	Round	IP44	1
A3JB	80	80	40	Square	IP44	1



ASH

Adaptable Junction Boxes with Opaque Lids

Double insulated adaptable box with smooth walls and screw on lids in RAL 7035

Features and Benefits

- Double insulated
- IK08
- Installation temperature -15°C to +60°C



Junction Box with Opaque lid.

TYPE	Height mm	Width mm	Depth mm	IP Rating	Pack Cont.
ASH15	110	110	112	IP55	1
ASH25	150	110	150	IP55	1
ASH35	150	150	150	IP55	1
ASH45	220	150	150	IP55	1
ASH55	300	220	150	IP55	1

AS

Adaptable Junction Boxes with Opaque Lids

Plastic junction box with smooth walls and screw on lids in RAL 7035

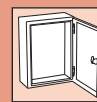
Features and Benefits

- Double insulated
- IK08
- Installation temperature -15°C to +60°C



Junction Box Opaque lid.

TYPE	Height mm	Width mm	Depth mm	IP Rating	Pack Cont.
AS05	123	83	62	IP56	1
AS15	103	103	62	IP56	1
AS25	154	113	77	IP56	1
AS35	193	144	79	IP56	1
AS45	242	190	90	IP56	1
AS55	305	225	126	IP56	1
AS65	390	310	128	IP56	1



AS T

Adaptable Junction Boxes with Transparent Lids

Plastic adaptable box with smooth walls in RAL 7035 and screw on transparent lids

Features and Benefits

- Double insulated
- IK08
- Installation temperature -15°C to +60°C




Junction Box Transparent Lid.

TYPE	Height mm	Width mm	Depth mm	IP Rating	Pack Cont.
AS35T	190	140	70	IP56	1
AS45T	240	190	90	IP56	1
AS55T	300	220	150	IP56	1
AS65T	380	300	150	IP56	1

PB

Metal Mounting Plates for use with AS and ASH Junction Boxes

Metal mounting plates with cut outs for ease of installation



Metal Mounting Plate.

TYPE	For use with	Pack Cont.
PB1	AS35/AS35T	1
PB2	AS45/AS45T	1
PB3	AS55/AS55T	1
PB4	AS65/AS65T	1
PB5	ASH15/ASH15T	1
PB6	ASH25/ASH25T	1
PB7	ASH35/ASH35T	1
PB8	ASH45/ASH45T	1
PB9	ASH55/ASH55T	1



CDN

Distribution Boards

Distribution boards made from RAL 7035 polycarbonate with a smoked transparent window.

Features and Benefits

- For indoor or outdoor use
- Comes complete with earth and neutral bars
- IK08
- Range of temperature -25°C to +40°C

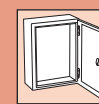


Distribution Boards.



MOQ may apply to some sizes

TYPE	Height mm	Width mm	Thickness mm	Number of Modules	Description	Pack Cont.
CDN4PTRR	231	166	113	1 x 4	Sup: 2 x M25 + 1 x M40 Inf: 2 x M25 + 1 x M40	1
CDN6PTRR	231	202	113	1 x 6	Sup: 2 x M25 + 1 x M40 Inf: 2 x M25 + 1 x M40	1
CDN8PTRR	231	238	118	1 x 8	sup: 4 x M25 + 1 x M40 Inf: 4 x M25 + 1 x M40	1
CDN12PTRR	246	310	148	1 x 12	Sup: 6 M20 + 2 x M25 + 2 x M32 + 1 x M40 Inf: 6 M20 + 2 x M25 + 2 x M32 + 1 x M40	1
CDN18PTRR	286	418	148	1 x 18	Sup: 12 M20 + 6 x M25 + 2 x M32 + 1 x M40 Inf: 12 M20 + 6 x M25 + 2 x M32 + 1 x M40 Int: 4 x M25	1
CDN24PTRR	436	310	148	2 x 12	Sup: 8 M20 + 2 x M25 + 2 x M32 + 1 x M40 Inf: 6 M20 + 2 x M25 + 2 x M32 + 1 x M40 Int: 4 x M25	1
CDN36PT2FRR	436	418	148	2 x 18	Sup: 12 M20 + 6 x M25 + 2 x M32 + 1 x M40 Inf: 12 M20 + 6 x M25 + 2 x M32 + 1 x M40 Int: 4 x M25	1
CDN36PT3FRR	586	310	148	3 x 12	Sup: 8 M20 + 2 x M25 + 2 x M32 + 1 x M40 Inf: 6 M20 + 2 x M25 + 2 x M32 + 1 x M40 Int: 4 x M25	1
CDN54PTRR	586	418	148	3 x 18	Sup: 12 M20 + 6 x M25 + 2 x M32 + 1 x M40 Inf: 12 M20 + 6 x M25 + 2 x M32 + 1 x M40 Int: 4 x M25	1



CT

Distribution Boards Without Door

Surface mounting distribution board without a door.
Finished in RAL7035.

Features and Benefits

- IK08
- Installation temperature -15°C to +60°C
- MOQ may apply to some sizes



MOQ may apply to some sizes



Distribution Board without Door.

TYPE	Height mm	Width mm	Thickness mm	Number of Modules	IP Rating	Pack Cont.
CT2	51	130	60	1-2 pole	IP40	1
CT4	88	130	60	3-4 pole	IP40	1

CT PT

Distribution Boards with Transparent Door

Surface mounting distribution board in RAL 7035 complete with transparent door

Features and Benefits

- IK09
- Installation temperature -15°C to +60°C



MOQ may apply to some sizes



Distribution Board c/w Transparent Door.

TYPE	Height mm	Width mm	Thickness mm	Number of Modules	IP Rating	Pack Cont.
CT5PT	144	168	94	4+1 smooth sides	IP40	1
CT8PT	215	168	94	8 smooth sides	IP40	1
CT12PT	283	168	94	12+1 smooth sides	IP40	1
CT24PT	256	326	101	24 smooth sides	IP40	1



CT

Wall Mounted Distribution Boards

Surface mounting distribution board in RAL 7035 complete with opaque door.

Features and Benefits

- IK09
- Installation temperature -15°C to +60°C



MOQ may apply to some sizes



Wall Mounted Distributor Board.

TYPE	Height mm	Width mm	Thickness mm	Description	IP Rating	Pack Cont.
CT5G	83	175	106	3 pole	IP55	1
CT8G	125	175	114	5 pole	IP55	1
CT12G	215	175	114	8 pole	IP55	1

CT GL

Distribution Boards with Provision for CEE Sockets

Surface mounting distribution board in RAL 7035 complete with opaque door and provisions for CEE sockets

Features and Benefits

- IK09
- Installation temperature -15°C to +60°C



MOQ may apply to some sizes

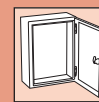


Distribution Boards with Provision for CEE Socket.

TYPE	Height mm	Width mm	Thickness mm	Description	IP Rating	Pack Cont.
CT24GL	285	500	136	36 way	IP65	1



Terminal support bars available on request



CK

Mini Distribution Boards

Mini boards for modular devices, complete with metric and PG system cable entries.

Features and Benefits

- IK09
- Installation temperature -35°C to +60°C



MOQ may apply to some sizes



Mini Distribution Boards.

TYPE	Height mm	Width mm	Depth mm	Description	IP Rating	Pack Cont.
CK003	90	150	111.5	3 modules	IP65	1
CK004	123	200	111.5	4 modules	IP65	1
CK006	159	200	111.5	6 modules	IP65	1
CK008	195	200	111.5	8 modules	IP65	1
CK012	267	200	111.5	12 modules	IP65	1

CK

Modular Distribution Boards

Modular boards to receive modular devices, complete with metric and PG system cable entries.

Features and Benefits

- IK09
- Installation temperature -35°C to +60°C




MOQ may apply to some sizes



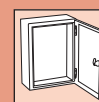
Modular Distribution Board.

TYPE	Height mm	Width mm	Depth mm	Description	IP Rating	Pack Cont.
CK112	340	280	164	12 modules	IP65	1
CK118	448	280	164	18 modules	IP65	1
CK224	340	460	164	2 x 12 modules	IP65	1
CK236	448	460	164	2 x 18 modules	IP65	1
CK336	340	610	164	3 x 12 modules	IP65	1

Panel Instrument Cases and Enclosures



For more information on our range of Panel Instrument Cases and Enclosures please ask our Customer Service Department for more details



XTALFA

Filter Fans

Filter fans for use in applications where the external temperature is lower than the desired temperature inside the enclosure.

Features and Benefits

- Snap in fixing system for use on panels with a thickness of 1.2mm to 2.4mm
- Screw kit included for other thicknesses



Filter Fan.

TYPE	Height mm	Width mm	Depth mm	Power Supply	Airflow	IP Rating	Pack Cont (m/hr)
XTALFAA500BP	114	114	57	230v ac 50/60 Hz	24 m/hr	IP54	1
XTALFAA5010BP	114	114	57	110v ac 50/60 Hz	24 m/hr	IP54	1
XTALFAA5024BPT	114	114	57	24v dc 50/60 Hz	24 m/hr	IP54	1
XTALFA1600BP	150	150	77	230v ac 50/60 Hz	55 m/hr	IP54	1
XTALFA1610BP	150	150	77	110v ac 50/60 Hz	55 m/hr	IP54	1
XTALFA1624BPT	150	150	77	24v dc 50/60 HZ	55 m/hr	IP54	1
XTALFA2300BP	250	250	111	230v ac 50/60 Hz	105 m/hr	IP54	1
XTALFA2310BP	250	250	111	110v ac 50/60 Hz	105 m/hr	IP54	1
XTALFA2324BPT	250	250	111	24v dc 50/60 Hz	105 m/hr	IP54	1
XTALFA2500BP	250	250	119	230v ac 50/60 Hz	230 m/hr	IP54	1
XTALFA2510BP	250	250	119	110v ac 50/60 Hz	230 m/hr	IP54	1
XTALFA2524BPT	250	250	119	24v dc 50/60 Hz	230 m/hr	IP54	1
XTALFA3500BP	325	325	151	230v ac 50/60 Hz	500 m/hr	IP54	1
XTALFA3510BP	325	325	151	110v ac 50/60 Hz	500 m/hr	IP54	1

XTALFA

Filter and Grill

Ventilation cutlet grill suitable for use with XT series thermal management systems.



Filter and Grill.

TYPE	Height mm	Width mm	Depth mm	For Use With	Pack Cont.
XTALFAA000G	114	114	17	XTALFAA500BP	1
XTALFA1000G	150	150	28	XTALFA1600BP	1
XTALFA2000G	250	250	30	XTALFA2300BP & XTALFA2500BP	1
XTALFA3000G	325	325	30	XTALFA3500BP	1



XTTH

Thermostats

Compact thermostats for din rail mounting to control ventilation and heating devices.



Thermostats.

TYPE	Description	Temperature	Power Supply	Pack Cont.
XTTHV02	N/O vent ●	0/+60°C	120V/230V	AC 1
XTTHR02	N/C vent ●	0/+60°C	120V/230V	AC 1

XTSHT

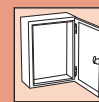
Heaters

Enclosure heaters are designed to prevent failures or corrosion caused by low temperature or high humidity inside the enclosure.



Heaters.

TYPE	Height mm	Width mm	Depth mm	Watts	Power Supply	Max Current	Pack Cont.
XTSHT25W	90	50	80	25W	110-250V AC or DC	2A	1
XTSHT50W	110	50	80	50W	110-250V AC or DC	2A	1
XTSHT75W	160	50	80	75W	110-250V AC or DC	4A	1
XTSHT100W	110	90	80	100W	110-250V AC or DC	4A	1



VC

Zerust® Diffuser

Anti corrosion vapour capsules with adhesive backing offering protection against rust in sensitive areas, such as enclosures containing ferrous and non-ferrous metal components.

Features and Benefits

- Snap in fixing system for use on panels with a thickness of 1.2mm to 2.4mm
- Screw kit included for other thicknesses



Zerust Diffuser Capsule.

TYPE	Volume of protection	Radius of protection	Duration of protection	Pack Cont.
VC1-1	0.12 m ³	0.3m	1 year	1
VC2-1	0.95 m ³	0.6m	1 year	1
VC2-2	0.95 m ³	0.6m	2 years	1



Pre-Printed Cable Markers


Helagrip, Slide on, Chevron Cut

Helagrip is used to mark cable and wire. Ideally suited to panel building, mass transit, utilities, telecommunications, and electrical contracting.

Characters are 0-9, A-Z, and standard electrical symbols. Available in reels of 250 or 1000 dependant on the size.

Features and Benefits

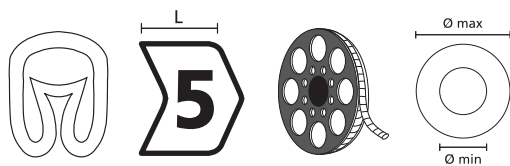
- Easy to apply one size marker to fit a wide range of cables
- Markers are applied before termination takes place
- Chevron cut to lock markers together ensuring text remains in place
- Traditional wire marking available in yellow, white and colour code
- Flexible material so product remains securely on the wire



Chevron Cut Helagrip Markers.

MATERIAL	Flexible Polyvinyl Chloride, cadimium free (PVC)
Opertation Temperature	-65°C to +105°C, intermittent +135°C
Flammability	UL94 V0 (3mm)
Specifications	BS-2782-540B, BS-6746C, IEC 757, UL224

RoHS



TYPE	Bundle Ø min mm	Bundle Ø max mm	Length (L) mm	Pack Cont.
HGDC1-3	1.0	3.0	3.5	1000
HGDC2-5	2.0	5.0	3.5	1000
HGDC4-9	4.0	9.0	5.0	250



See page 444 in the Product Catalogue for black on yellow and colour coded markers



Pre-Printed Cable Markers

Helagrip, Slide on, Chevron Cut Black on White

HGDC1-3 Reels of 1000	
Mark	Article-No.
A	516-01755
B	516-01756
C	516-01757
D	516-01758
E	516-01759
F	516-01760
G	516-01761
H	516-01762
I	516-01763
J	516-01764
K	516-01765
L	516-01766
M	516-01767
N	516-01768
O	516-01781
P	516-01770
Q	516-01771
R	516-01772
S	516-01773
T	516-01774
U	516-01775
V	516-01776
W	516-01777
X	516-01778
Y	516-01779
Z	516-01780
0	516-01781
1	516-01782
2	516-01783
3	516-01784
4	516-01785
5	516-01786
6	516-01787
7	516-01788
8	516-01789
9	515-01699
→	516-01791
←	516-01792
↔	516-01793
↗	516-01794
↘	516-01795

HGDC2-5 Reels of 1000	
Mark	Article-No.
A	515-02019
B	515-02029
C	515-02039
D	515-02049
E	515-02059
F	515-02069
G	515-02079
H	515-02089
I	515-02099
J	515-02109
K	515-02119
L	515-02129
M	515-02139
N	515-02149
O	515-02279
P	515-02169
Q	515-02179
R	515-02189
S	515-02199
T	515-02209
U	515-02219
V	515-02229
W	515-02239
X	515-02249
Y	515-02259
Z	515-02269
0	515-02279
1	515-02289
2	515-02299
3	515-02309
4	515-02319
5	515-02329
6	515-02339
7	515-02349
8	515-02359
9	515-02699
→	515-02419
←	515-02379
↔	515-02389
↗	515-02399
↘	515-02409

HGDC4-9 Reels of 250	
Mark	Article-No.
A	515-03795
B	515-03796
C	515-03797
D	515-03798
E	515-03799
F	515-03800
G	515-03801
H	515-03802
I	515-03803
J	515-03804
K	515-03805
L	515-03806
M	515-03807
N	515-03808
O	515-03821
P	515-03810
Q	515-03811
R	515-03812
S	515-03813
T	515-03814
U	515-03815
V	515-03816
W	515-03817
X	515-03818
Y	515-03819
Z	515-03820
0	515-03821
1	515-03822
2	515-03823
3	515-03824
4	515-03825
5	515-03826
6	515-03827
7	515-03828
8	515-03829
9	515-03699
→	515-03942
←	515-03831
↔	515-03832
↗	515-03833
↘	515-03834





Pre-Printed Cable Markers

Helagrip Cassette

A variety of marks in a convenient dispenser.

MHG1-3CASS contains 50 each of colour coded numbers 0, 1, 2 and 3 and 25 each of 4, 5, 6, 7, 8, 9 and A, E, L, N, R, S, T, +, - and earth printed black on white

MHG2-5CASS contains 25 each of colour coded numbers 1, 2, 3, 4, 5, 6, 7, 8, 9 and A, E, L, N, R, S, T, +, - and earth printed black on white.

- TJC Applicator tool included



Helagrip Cassette.

Type	Contents	Cable Ø Range mm	Marker Length mm	Application Tool	Article Number
MHG1-3CASS		1.0 - 3.0	3.5	TJC1-3	518-06013
MHG2-5CASS		2.0 - 5.0	3.5	TJC2-5	518-06025

Pre-Printed Cable Markers

Helagrip Kit

Some of the most commonly used markers supplied in a kit.

Each kit contains 250 each of colour coded numbers 0, 1, 2, 3, 4, 5, 6, 7, 8, 9 and L, N, R, S, T, +, - and earth printed black on white.



Helagrip Kit.

Type	Contents	Cable Ø Range mm	Marker Length mm	Application Tool	Article Number
MHG1-3KIT		1.0 - 3.0	3.5	TJC1-3	518-05013
MHG2-5KIT		2.0 - 5.0	3.5	TJC2-5	518-05025



TJC applicator tools sold separately.
See page 175 in Additions Catalogue




Pre-Printed Cable Markers

Ovalgrip, Slide on, Straight Cut Black on White

Ideally suited to panel building, mass transit, utilities, telecommunications and electrical contracting. Markers are available in black on white with characters 0-9, A-Z and standard electrical symbols.

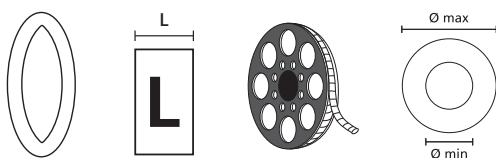
Features and Benefits

- Oval shaped markers designed to fit AT1, AT2 or AT3 (depends on Ovalgrip size)
 - AT1 Arrowtags will fit 7 size 50 markers.
 - AT2 Arrowtags will fit 8 size 85 markers.
 - AT3 Arrowtags will fit 14 size 85 markers.
- Ideal for use in maintenance and repair and fixed with cable ties
- Direct application to wire and cable before termination is also recommended
- HODS85 markers are available as bags of 100 or reels of 1000



Suitable for a variety of different applications.

MATERIAL	Flexible Polyvinyl Chloride, cadmium free (PVC)
Operation Temperature	-65°C to +105°C, intermittent +135°C
Flammability	UL94 V0 (3mm)
Specifications	BS-2782-540B, BS-6746C, IEC 757, IEC 304, UL224



TYPE	Bundle Ø min. mm	Bundle Ø max. mm	Length (L) mm	Pack Cont.	For Size
HODS50	1.7	3.6	4.0	1000	AT1
HODS85	1.8	6.3	4.5	100/1000	AT2/AT3



See page 447 in Product Catalogue for black on yellow and colour coded ovalgrip markers



See page 458 in Product Catalogue for arrowtags



Pre-printed Cable Markers

Ovalgrip, Slide on, Straight Cut Black on White

HODS50 - Reels of 1000		
Article-No.	Pack Cont.	
A	531-00109	1000
B	531-00110	1000
C	531-00111	1000
D	531-00112	1000
E	531-00113	1000
F	531-00114	1000
G	531-00115	1000
H	531-00116	1000
I	531-00117	1000
J	531-00118	1000
K	531-00119	1000
L	531-00120	1000
M	531-00121	1000
N	531-00122	1000
O	531-00123	1000
P	531-00124	1000
Q	531-00125	1000
R	531-00126	1000
S	531-00127	1000
T	531-00128	1000
U	531-00129	1000
V	531-00130	1000
W	531-00131	1000
X	531-00132	1000
Y	531-00133	1000
Z	531-00134	1000
0	531-00099	1000
1	531-00100	1000
2	531-00101	1000
3	531-00102	1000
4	531-00103	1000
5	531-00104	1000
6	531-00105	1000
7	531-00106	1000
8	531-00107	1000
9	531-15374	1000
+	531-00718	1000
-	531-00719	1000
/	531-00720	1000
.	531-00721	1000
±	531-00722	1000

HODS85 - Reels of 1000		
Article-No.	Pack Cont.	
A	531-07825	1000
B	531-07826	1000
C	531-07827	1000
D	531-07828	1000
E	531-07829	1000
F	531-07830	1000
G	531-07831	1000
H	531-07832	1000
I	531-07833	1000
J	531-07834	1000
K	531-07835	1000
L	531-07836	1000
M	531-07837	1000
N	531-07838	1000
O	531-07815	1000
P	531-07840	1000
Q	531-07841	1000
R	531-07842	1000
S	531-07843	1000
T	531-07844	1000
U	531-07845	1000
V	531-07846	1000
W	531-07847	1000
X	531-07848	1000
Y	531-07849	1000
Z	531-07850	1000
0	531-07815	1000
1	531-07816	1000
2	531-07817	1000
3	531-07818	1000
4	531-07819	1000
5	531-07820	1000
6	531-07821	1000
7	531-07822	1000
8	531-07823	1000
9	531-07737	1000
+	531-07813	1000
-	531-07810	1000
/	531-07812	1000
.	531-07811	1000
±	531-07814	1000

HODS85 - Bags of 100			
Article-No.			Pack Cont.
A	MHO85X5WE-100 A	531-07861	100
B	MHO85X5WE-100 B	531-07862	100
C	MHO85X5WE-100 C	531-07863	100
D	MHO85X5WE-100 D	531-07864	100
E	MHO85X5WE-100 E	531-07865	100
F	MHO85X5WE-100 F	531-07866	100
G	MHO85X5WE-100 G	531-07867	100
H	MHO85X5WE-100 H	531-07868	100
I	MHO85X5WE-100 I	531-07869	100
J	MHO85X5WE-100 J	531-07870	100
K	MHO85X5WE-100 K	531-07871	100
L	MHO85X5WE-100 L	531-07872	100
M	MHO85X5WE-100 M	531-07873	100
N	MHO85X5WE-100 N	531-07874	100
O	MHO85X5WE-100 O	531-07875	100
P	MHO85X5WE-100 P	531-07876	100
Q	MHO85X5WE-100 Q	531-07877	100
R	MHO85X5WE-100 R	531-07878	100
S	MHO85X5WE-100 S	531-07879	100
T	MHO85X5WE-100 T	531-07880	100
U	MHO85X5WE-100 U	531-07881	100
V	MHO85X5WE-100 V	531-07882	100
W	MHO85X5WE-100 W	531-07883	100
X	MHO85X5WE-100 X	531-07884	100
Y	MHO85X5WE-100 Y	531-07885	100
Z	MHO85X5WE-100 Z	531-07886	100
0	MHO85X5WE-100 0	531-07851	100
1	MHO85X5WE-100 1	531-07852	100
2	MHO85X5WE-100 2	531-07853	100
3	MHO85X5WE-100 3	531-07854	100
4	MHO85X5WE-100 4	531-07855	100
5	MHO85X5WE-100 5	531-07856	100
6	MHO85X5WE-100 6	531-07857	100
7	MHO85X5WE-100 7	531-07858	100
8	MHO85X5WE-100 8	531-07859	100
9	MHO85X5WE-100 9	531-07860	100
+	MHO85X5WE-100 +	531-08051	100
-	MHO85X5WE-100 -	531-08010	100
/	MHO85X5WE-100 /	531-08011	100
.	MHO85X5WE-100 .	531-08054	100



These markers are supplied fully severed in bags of 100





Pre-Printed Cable Markers

Ovalgrip Kit

Some of the most commonly used markers supplied in a kit.

Each kit contains 125 each of colour coded numbers 0, 1, 2, 3, 4, 5, 6, 7, 8, 9 and L, N, R, S, T, +, - and earth printed black on white



A convenient idea for a range of applications.

Type	Contents	Bundle min mm	Bundle max mm	Article Number
MHO85KIT		2.5	6.0	531-00253



Pre-Printed Cable Markers

MP Markers, Thin Wall, Slide On, Straight Cut

These high grade PVC markers have a thin wall which makes them ideal for identifying wire in areas where space is at a premium.

Features and Benefits

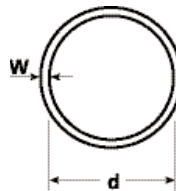
- Flexible markers to make installation easier
- Lighter than other markers due to the thin wall
- The material can be expanded up to 150%
- Supplied fully severed in bags of 1000



Ideal for identification in small spaces.

MATERIAL	PVC
Colours	International resistor colour code 0-9
Temperature	-65 to +105°C
Material Specification	UL224, BS-3858 Type 3, IEC 304

RoHS



d internal diameter
L length of single mark
W wall thickness

TYPE	Wall Thickness (mm)	Inside Ø (mm)	Length (L) (mm)	Tools	Pack Cont.
MP10	0.35	1.0	3.0	-	1000
MP12	0.35	1.2	3.0	-	1000
MP15	0.35	1.5	3.0	TJC1-3	1000
MP20	0.35	2.0	5.0	TJC2-5	1000
MP25	0.35	2.5	5.0	TJC2-5	1000
MP30	0.35	3.0	5.0	TJC2-5	1000
MP40	0.35	4.0	5.0	TJC4-9	1000
MP55	0.35	5.5	5.0	-	1000



TJC applicator tools sold separately.
See page 175 in Additions Catalogue



Pre-printed Cable Markers

MP markers, Thin Wall, Slide On, Straight Cut - Colour Coded

MP10	
Mark	Article-No.
0	520-02600
1	604-00203
2	604-00204
3	604-00205
4	604-00206
5	604-00207
6	604-00208
7	604-00209
8	604-00210
9	604-00211

MP12	
Mark	Article-No.
0	604-00300
1	604-00301
2	604-00302
3	604-00303
4	604-00304
5	604-00305
6	604-00306
7	604-00307
8	604-00308
9	604-00309

MP15	
Mark	Article-No.
0	604-00402
1	604-00403
2	604-00404
3	604-00405
4	604-00406
5	604-00407
6	604-00408
7	604-00409
8	604-00410
9	604-00411

MP20	
Mark	Article-No.
0	604-00547
1	604-00548
2	604-00549
3	604-00550
4	604-00551
5	604-00552
6	604-00553
7	604-00554
8	604-00555
9	604-00556

MP25	
Mark	Article-No.
0	604-00610
1	604-00611
2	604-00612
3	604-00613
4	604-00614
5	604-00615
6	604-00616
7	604-00617
8	604-00618
9	604-00619

MP30	
Mark	Article-No.
0	604-00715
1	604-00716
2	604-00717
3	604-00718
4	604-00719
5	604-00720
6	604-00721
7	604-00722
8	604-00723
9	604-00724

MP40	
Mark	Article-No.
0	604-00826
1	604-00827
2	604-00828
3	604-00829
4	604-00830
5	604-00831
6	604-00832
7	604-00833
8	604-00834
9	604-00835

MP55	
Mark	Article-No.
0	604-00907
1	604-00908
2	604-00909
3	604-00910
4	604-00911
5	604-00912
6	604-00913
7	604-00914
8	604-00915
9	604-00916



Thimble Jig

Thimble Jig Applicator Tool

PTFE coated applicator tools designed for use with Helagrip and MP markers.

Features and Benefits

- PTFE coating ensures that the markers can be slipped onto the wire with minimum effort.



Use TJC tools for easy application.

TYPE	Diameter max. mm	Diameter min. mm	Pack Cont.
TJC1-3	2.8	1.3	1
TJC2-5	5.0	2.3	1
TJC4-9	9.0	4.0	1

Adhesive Markers

Adhesive Vinyl Cloth Markers

Adhesive vinyl cloth markers printed with black on white numbers 0-9. Supplied in 2.4m rolls of each digit in a handy dispenser. Designed for easy marking of wires and cables.

Features and Benefits

- Easy to use
- PVC film with high opacity and adhesion strength
- Excellent adhesion to various surfaces
- Indoor use only



Handy wire marker dispenser.

TYPE	Length	Width mm	Pack Cont.
MT1	2.4m per roll	5.0	1




Smart Meter Cable Identification

Smart Meter Clips and Collars

As the installation of Smart Meters are rolled out across the UK and Europe it is ever more critical for installers to have a quick, safe and uniform identification method for cables. With a built in revenue protection system the Smart Meter clips and collars save time and cost compared to alternative methods.

Features and Benefits

- Quick, clean and safe installation
- Identification moulded onto the collar and clip
- No waste disposal
- Provides revenue protection
- Colour coded
- Captive when fitted
- Low profile
- Adaptable to multiphase
- No application tools
- Suitable for 16mm² and 25mm² cables



Smart Meter Clips and Collars.

MATERIAL	Polyamide 6.6 (PA66)
Operating Temperature	-40°C to +85°C (+105°C, 500h)
Flammability	UL94 (1.4mm)
Specifications	BS-7671



TYPE	Identification mark	Description	Colour	Pack Cont.	Article No.
SMCLIPBRL	L	Clip	Brown	1000 pcs.	539-00002
SMCLIPLBN	N	Clip	Light Blue	1000 pcs.	539-00003
SMCOLLARBRL	L	Collar	Brown	1000 pcs.	539-00000
SMCOLLARLBN	N	Collar	Light Blue	1000 pcs.	539-00001

L1, L2, L3 are also available for multiphase installations



Smart Meter Cable Stripping Tools

CORE16 and CORE25

The CORE tools strip the cable safely to a pre-defined length, ensuring that the cable is stripped correctly first time, every time, to provide a quick, easy and compliant install.

The inner and outer sheathing is removed by the CORE tool leaving a shoulder that allows the cable to fit perfectly inside the Smart Meter collars.

Features and Benefits

- To be used in conjunction with smart meter clips and collars
- Speeds up installation time
- Strips the cable correctly every time
- Reduces the amount of cable wasted
- Ergonomic design
- Reduces risk of injury compared to using conventional methods




The CORE tools are designed to accurately strip cable to the required length.



Insert cable, twist to strip cable.




Push Smart meter collar onto cable.



Push clip up to secure.

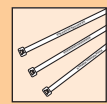


Final indent.



TYPE	Application	For Cable Diameter
CORE16	Smart Meter clips and collars	16mm ²
CORE25	Smart Meter clips and collars	25mm ²






Printed Cable Ties

Printed Cable Ties for Metering Installation


A range of printed ties specifically designed for meter installations.

Features and Benefits

- Manufactured from Virgin Grade PA66 material
- MOQ applies
- Colours available: Light Blue Printed N, Dark Blue printed N, Orange Printed L, Orange Printed L1, Orange Printed L2, Orange Printed L3, Brown Printed L1, Brown Printed L2, and Brown Printed L3.



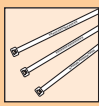
Printed Cable Ties for Metering Installation.



Printed Cable Ties.

TYPE	Description	Length mm	Width mm	Pack Cont.
T50RPRN.N1904	Dark Blue Meter Tie Printed N	200	4.6	1000
T50RPRN.NL920	Light Blue Meter Tie Printed N	200	4.6	1000
T50RPRN.N9900	Orange Meter Tie Printed L	200	4.6	1000
T50RPRN.N9901	Orange Meter Tie Printed L1	200	4.6	1000
T50RPRN.N9902	Orange Meter Tie Printed L2	200	4.6	1000
T50RPRN.N9903	Orange Meter Tie Printed L3	200	4.6	1000
T50RPRN.NA921	Brown Meter Tie Printed L1	200	4.6	1000
T50RPRN.NA922	Brown Meter Tie Printed L2	200	4.6	1000
T50RPRN.NA923	Brown Meter Tie Printed L3	200	4.6	1000





Identification Cable Ties

Printed Ties for General ID purposes

Used to easily identify cables, pipes, tools and equipment.

Features and Benefits

- Can be custom printed to your requirements
- Manufactured from virgin grade PA66 material
- Available in various colours
- Other sizes available on request
- MOQ applicable



Identification Cable Ties.

TYPE	Description	Length mm	Width mm	Printable Area mm	Pack Cont.
T50RPRN	Printed Tie	200	4.6	100	1000
LK2APRN	Printed Tie	275	4.6	200	1000



Identification Cable Ties

Printed Ties to Identify Vibration Risk

A range of cable ties for use on power tools and other equipment to identify vibration risk.

Features and Benefits

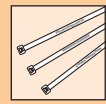
- Can be used to identify 3 risk levels: Low, Medium and High
- Custom printed to your specific requirements
- Available in red, blue, green, yellow and orange
- MOQ applicable



Printed Ties.

TYPE	Description	Length mm	Width mm	Printable Area mm	Pack Cont.
T120RPRN	Printed Tie	380	7.6	180	1000





Identification Cable Ties

Printed Fluorescent Ties

A range of fluorescent cable ties which can be custom printed for your specific requirements.

Features and Benefits

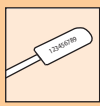
- Easily identifies tools and equipment
- Manufactured from virgin grade PA66 material
- Available in fluorescent orange or yellow
- MOQ applicable



Printed Fluorescent Ties.

TYPE	Description	Length mm	Width mm	Printable Area mm	Pack Cont.
T120IPRN	Printed Tie	300	7.6	180	1000






Security Seals

Pull Tight Security Seal

A range of pull tight security seals suitable for fire doors, fire extinguishers, safety deposit boxes and coin boxes.

Features and Benefits

- Moulded in high grade polypropylene
- Supplied in mats of 10
- Available with a sequential serial number if required
- Customised printing available at extra cost, MOQ will apply



PTSK Security Seal.

TYPE	Description	Length mm	Width mm	Flag Length mm	Flat Width mm	Printable Area mm	Pack Cont.
PTSK	Pull Tight Seal	195	2.4	40	19.5	32	2000

RoHS

Security Seals

Pull Tight Security Seal

A range of pull tight security seals suitable for transportation, postal bags and roll cages.

Features and Benefits

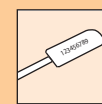
- Moulded in high grade polypropylene
- 220mm long
- Customised printing available at extra cost, MOQ will apply



PTSK2 Security Seal.

TYPE	Description	Length mm	Width mm	Flag Length mm	Flat Width mm	Printable Area mm	Pack Cont.
PTSK2	Pull Tight Seal	220	8	85	27	50	1000

RoHS



Security Seals

Pull Tight Security Seal

These pull tight security seals are suitable for postal bags, security containers and transportation.

Features and Benefits

- 350mm long
- Moulded in high grade polypropylene
- Customised printing available at extra cost, MOQ will apply



PTSK3 Security Seal.

TYPE	Description	Length mm	Width mm	Flag Length mm	Flat Width mm	Printable Area mm	Pack Cont.
PTSK3	Pull Tight Seal	350	8	85	27	50	1000




Security Seals

Fixed Length Security Seal

These security seals suitable for vehicle doors, roll cages and tankers.

Features and Benefits

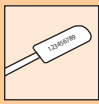
- 200mm long
- Moulded in high grade polypropylene
- Customised printing available at extra cost, MOQ will apply



FLSK Security Seal.

TYPE	Description	Length mm	Width mm	Flag Length mm	Flat Width mm	Printable Area mm	Pack Cont.
FLSK	Fixed Length Seal	200	5.9	55	19.5	50	1000





Security Seals

Pluglok Security Closure

This range of pluglok security closures are for use with the attached lid distribution containers.

Features and Benefits

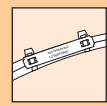
- Easy application and removal giving considerable time savings
- Manufactured in high grade polypropylene
- Other sizes available on request
- Available in green, red, white and yellow
- Please state colour when ordering



PLS10 Pluglok Seal.

TYPE	Description	Pack Cont.
PLS10	Pluglok Security Seal	1000





Identification Tags for Cable Bundles, Thermal Transfer

TTAGMC – Metal Content Tiptags, Polyolefin

TTAGMC is designed for use in identifying wire, cable bundles and equipment in food and pharmaceutical industries, where material needs to be detectable by its metal content.

Printers: TT4000+ and TT430
 Ribbon: TTRW or TTDTHOUT
 Software: TagPrint ProV3

Features and Benefits

- Identification tags for use with large wire and cable bundles
- Perforated format that includes fastening slots for fixing ties
- Outstanding chemical resistance
- Non-burning
- High temperature resistance
- Available in blue as standard
- Special lengths, widths and colours available on request

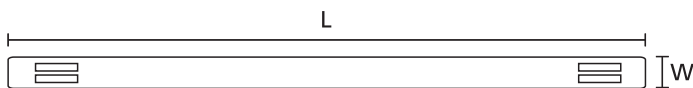


Metal Content Tiptags.

MATERIAL	Polyolefin
Operation Temperature	-40°C to +85°C
Flammability	UL94(1.4mm)
Recommended Ribbon Type	TTRW, TTDHOUT




RoHS ✓



TYPE	Length (L) mm	Width (W) mm	Pack Cont.	Colour	Article-No.
TTAGMC11BEX65S	65.0	11.0	190	Blue (BU)	556-26500
TTAGMC11BEX100S	100.0	11.0	120	Blue (BU)	556-26501
TTAGMC15BEX65S	65.0	15.0	190	Blue (BU)	556-26502
TTAGMC15BEX100S	100.0	15.0	120	Blue (BU)	556-26503



For printers, ribbons and software see section 5.6 in our Product Catalogue



RFID (Radio Frequency Identification)

What is RFID?

HellermannTyton has developed a range of nylon and metal identification cable ties with RFID tag to enable users to easily fix the RFID tag to equipment that needs to carry a serial number for tracking and identification purposes.

There are currently three options available with more configurations currently in development. Each variant comes fitted with the appropriate RFID transponder.

Data relating to an item is stored on a RFID tag attached to an item, in this case a cable tie. Similar to a bar code the tag is a data carrier, it carries data programmed into a small computer chip and operates at a wide range of frequencies.



RFID Cable Ties.

Applications include:

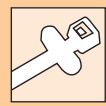
- Theft prevention
- Keg and gas cylinder tracking
- Asset management
- Attendance verification
- Security tagging
- Leak detection
- Essential maintenance
- Baggage tagging

Advantages of RFID over other ID technologies:

- Reliable operation in harsh environments (i.e. wet, dusty, dirty conditions; corrosive environments, vibration and shock)
- No need for contact or line-of-sight
- Freedom from line-of-sight constraints (transponders can be read irrespective of orientation and through virtually any material, including flush mounted in or surface mounted on metals)



Application.




Cable Ties Complete with RFID Transponder Metal Content Nylon

Low Frequency (LF) and High Frequency (HF)

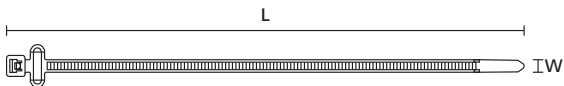
To complement our standard range of nylon RFID cable ties, we have introduced a metal content version made from polyimide 6.6 with metal particles (PA66MC) to be used within the food and pharmaceutical industries.

Features and Benefits

- Complete with either a low frequency (LF) or High Frequency (HF) transponder
- Standard colour blue



Metal Content RFID Cable Tie.



TYPE	Length (L) mm	Width (W) mm	Material	Colour	Pack Cont.	Article No.
MCTRFIDCHA.NL3P	200	4.6	PA66MP with HF RFID	BLUE	100	111-01676
MCTRFIDCLA.NL3P	200	4.6	PA66MP with LF RFID	BLUE	100	111-01976




Please see page 457 of Product Catalogue for other ranges



Material specification, please see page 24 of the Product Catalogue






Cable Tie Cradle complete with RFID Transponder

High Frequency (HF)

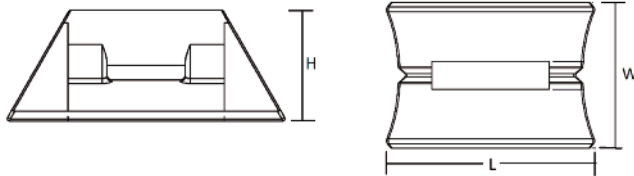
To complement the RFID cable ties, HellermannTyton also has an RFID cradle which can be used when the standard RFID cable tie is not long enough. The cradle is manufactured in thermoplastic polyurethane (TPU) and has a slot to allow any length of cable tie up to 7.9mm wide and is pre-fitted with a high frequency RFID transponder.

Features and Benefits

- Standard colour is yellow, other colours are available upon request
- High frequency (13.56 MHz) as standard
- Made from durable TPU and is suitable to be used in salt water conditions
- Cable Tie slot to suit standard cable ties up to 7.9mm wide
- ATEX approved transponder



Cable Tie Cradle with RFID Transponder.

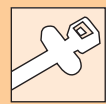


TYPE	Height (H) mm	Width (W) mm	Length (L) mm	Colour	Pack Cont.	Article No.
RFID-CRADLE-HF	11.31	19.80	27.87	Yellow	100	151-01472



i Material specification, please see page 24 of the Product Catalogue

i Other frequencies available on request




HEX TAG Complete with RFID Transponder

High Frequency (HF)

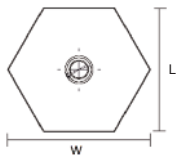
Alongside the cradle, HellermannTyton also has an RFID HEX TAG which can be used when a cable tie fixing is not suitable. The HEX TAG is manufactured in Polyamide 6.6 (PA66) and has a hole in its centre which is used to fix the tag to a piece of equipment either a stud, bolt or screw.

Features and Benefits

- Standard colour is yellow, other colours are available upon request
- High frequency (13.56 MHz) as standard. Other frequencies available upon request
- ATEX approved transponder



HEX TAG.



TYPE	Height (H) mm	Width (W)/Length (L) mm	Hole Ø mm	Colour	Pack Cont.	Article No.
RFID-HEXTAG-HF	8.0	33.35	6.5	Yellow	100	151-01582



Material specification, please see page 24 of the Product Catalogue



RFID Reader

RFID Readers for Scanning RFID Identification Products

RFID readers are used to simply and quickly read data from transponders which are integrated into our RFID range of identification products. The readers are suitable for a wide range of applications and are available as handheld or desktop devices for high or low frequency ranges.

Features and Benefits

- Very easy to use
- Different versions to meet different needs
- The USB interface enables the reader to be connected easily to a PC
- HS9 readers can be connected to a smartphone or PC via Bluetooth
- Compatible with Android and iOS devices



High Frequency Desktop Reader.




Low or High Frequency Bluetooth reader.

TYPE	Description	Reading System	Operating Frequency	Article No.
RFID-HS9BT-LF	Hand Held Reader	ASK 64-bit Manchester	125 kHz, Low Frequency (LF)	556-00701
RFID-HS9BT-HF	Hand Held Reader	ISO 14443, ISO 15693	13.56 MHz, High Frequency (HF)	556-00700
RFID-DT22	Desktop Reader	ISO 14443A, ISO 15693	13.56 MHz, High Frequency (HF)	556-00702



For more information please contact our customer services department or consult our RFID brochure



Stainless Steel Cable Ties Complete with RFID Transponder

High Frequency (HF) and Ultra High Frequency (UHF)

The HellermannTyton range of stainless steel cables ties complete with a fitted RFID transponder are ideal for asset management applications in harsh environments. Using our proven range of MBT polyester coated stainless steel range the tie comes fitted with a slide on carrier holding either a high frequency (HF) or ultra high frequency (UHF) RFID transponder.

Features and Benefits

- Standard colour red, black coating is also available as a special
- 316 Stainless Steel
- Patented non-releasable locking feature
- Comfortable handling and installation
- Eliminates contact corrosion between dissimilar materials during application



Stainless Steel Cable Tie with RFID Transponder.

TYPE	Length (L) mm	Width (W) mm	Frequency	Colour	Pack Cont.	Article No.
MBT8HFCRFID KIT	201	7.9	HF RFID transponder	RED	50 pcs	156-01167
MBT14HFCRFID KIT	362	7.9	HF RFID transponder	RED	50 pcs	111-01586
MBT20HFCRFID KIT	521	7.9	HF RFID transponder	RED	50 pcs	111-01587
MBT27HFCRFID KIT	685	7.9	HF RFID transponder	RED	50 pcs	111-01588
MBT33HFCRFID KIT	838	7.9	HF RFID transponder	RED	50 pcs	111-01589

TYPE	Length (L) mm	Width (W) mm	Frequency	Colour	Pack Cont.	Article No.
MBT8HHFRFID KIT	201	7.9	UHF RFID transponder	RED	50 pcs	156-01565
MBT14HHFRFID KIT	362	7.9	UHF RFID transponder	RED	50 pcs	156-01566
MBT20HHFRFID KIT	521	7.9	UHF RFID transponder	RED	50 pcs	156-01567
MBT27HHFRFID KIT	685	7.9	UHF RFID transponder	RED	50 pcs	156-01568
MBT33HHFRFID KIT	838	7.9	UHF RFID transponder	RED	50 pcs	156-01569




See pages 522-523 Product Catalogue
For recommended tools MK9SST / MK9PSST /
HDT16 / KST-STG200




Material specification, please see page 24 of
the Product Catalogue

Identification Systems



For more information on our complete Identification range of products, please see our Product Catalogue Section 5 Identification Systems





Application Tooling for Cable Ties

Manual Tensioning Tool with Plastic Housing

HellermannTyton's EVO9 mechanical hand tool was ergonomically designed to reduce the risks of repetitive stress injuries to operators while concurrently increasing productivity. The EVO9 Tension/Lock/Cut Technology delivers performance, safety and comfort for the operators. Available in a standard grip span (EVO9) or short grip span (EVO9SP), for smaller hands, as well as high tension version (EVO9 HT). Additional accessories are available.

Features and Benefits

- Ergonomic, slip-proof handle for a comfortable and secure grip
- Extremely low maintenance
- Fast and precise application with minimum effort (TLC mechanism)
- Convenient and simple tension adjustment
- Integrated 3 position quick adjustment override
- Housing made of resilient and lightweight glass fibre-reinforced polyester
- Standard grip span (95 mm) and short grip span (90 mm) available



EVO9.

TYPE	Strap Width max. mm	Strap Thickness max. mm	Weight kg	Article No.	Pack Cont.
EVO9	13	1.52	0.36kg	110-80002	1
EVO9 SP	13	1.52	0.36kg	110-80003	1
EVO9 HT	13	1.52	0.36kg	110-80017	1



Application Tooling for Heat Shrinkable Tubing

Weldy Plus Heat Gun

A unique professional tool with a LCD display.

Features and Benefits

- Electronic temperature and air-flow adjustment
- 14 pre-set programmes for plastic welding
- LCD display
- Multilingual menu
- Temperature range +80°C to +650°C
- A range of accessories also available
- Comes in a solid plastic case



Weldy Plus.

TYPE	Voltage	Output	Airflow	Weight	Pack Cont.
Weldy Plus 119.995	110V	2000W	n/a	620g	1
Weldy Plus 119.086	230V	2000W	n/a	620g	1

Application Tooling for Heat Shrinkable Tubing

Weldy Pro Heat Gun

The popular version with the simple, manual controllable temperature adjustment by a potentiometer

Features and Benefits

- Electronic temperature adjustment from 100°C to 550°C
- Air flow adjustment via two step switch
- Compact and lightweight
- A range of accessories also available



Weldy Pro.


TYPE	Voltage	Output	Airflow	Weight	Pack Cont.
Weldy Pro 119.085	230V	1800W	n/a	570g	1



Application Tooling for Heat Shrinkable Tubing

Accessories

A range of accessories are available for the Weldy Pro and Weldy Plus Heat guns



Accessories.

TYPE	Item No.	Description	Pack Cont.
119.345	1	Welding Nozzle	1
119.344	2	Reflector Nozzle	1
119.341	3	Glass Protection Nozzle	1
119.342	4	Wide Slot Nozzle	1
119.343	5	Reduction Nozzle 20mm dia	1
119.346	6	Overlap Welding Nozzle	1
119.348	7	Pressure Roller	1
119.347	8	Solder Sleeve Reflector	1



Application Tooling for Heat Shrinkable Tubing

Weldy Hot Air Tool

WELDY energy HT1600 is a compact and robust hot air hand tool for an endless range of professional applications.

This hot-air-tool with its up-to-date design, its solid overall performance and with an unbeatable cost-performance ratio.

The energy HT1600 kit: your professional hot air equipment for recovering all types of heat shrink materials.

Main Applications

- Joining industrial fabrics and tarpaulins
- Recovering heat shrink tubing and heat shrink shapes

Features and Benefits

- Handy and reliable
- Economical and universal
- Up to 700 °C
- Long lifetime
- Free adjustable temperature
- Heating tube protection for more security
- Swiss technology and engineering
- Professional outdoor tool
- Suitable for all job-sites
- Easy-to-clean air filter
- Carbon brush stop and heating element protection provide automatic protective measures
- Sturdy tool case supplied
- 120 / 230 V
- CN-, EU- and US-plug
- Light weight



HT1600 Hot Air Tool.

TYPE	Description	Spec	Pack Cont.
HT1600	Hot Air Tool	240V/1600W	1

TYPE	Article-No.	Page	TYPE	Article-No.	Page	TYPE	Article-No.	Page
145	-	49	6130002900	-	77	AS25	-	157
801	-	24	6130007000	-	77	AS35	-	157
802	-	24	6130012100	-	77	AS35T	-	158
803	-	24	6150001100	-	77	AS45	-	157
6095	-	66	6150009510	-	77	AS45T	-	158
7700	-	65	6180400016	-	114	AS55	-	157
7702	-	65	6190011600	-	77	AS55T	-	158
7703	-	65	6330272100	-	77	AS65	-	157
7709	-	65	6710318504	-	77	AS65T	-	158
7725	-	67	140G	-	49	ASH15	-	157
7800	-	67	148-00107	-	96	ASH25	-	157
8038	-	68	148-12	-	49	ASH35	-	157
60150	-	66	148-18	-	49	ASH45	-	157
73004	-	64	4D10	211-70000	12	ASH55	-	157
73005	-	64	4D15	211-70001	12	BEND-ALL	-	58
76582	-	64	4D20	211-70002	12	BGL	-	56
76583	-	64	60050H	-	68	BGM	-	56
76584	-	64	60120H	-	68	BGS	-	56
76589	-	64	60200-G1	-	76	BK0201	-	93
76590	-	64	63700M7018	-	77	BK0425	-	93
76591	-	64	6D10	211-70100	12	BK0441	-	93
76592	-	64	6D15	211-70103	12	BK0706	-	93
76593	-	64	6D20	211-70104	12	BK0805	-	93
76594	-	64	8D10	211-70200	12	BK0904	-	93
76595	-	64	8D15	211-70203	12	BK1313A	181-00029	23
76596	-	64	8D20	211-70204	12	BK1616A	181-00030	23
76597	-	64	A014C	-	43	BK2020A	181-00031	23
76598	-	64	A014CE	-	43	BK2525A	181-00032	23
76599	-	64	A014M	-	44	BK3030A	181-00033	23
76600	-	64	A1	-	43	BK4040A	181-00034	23
76602	-	64	A10 - Quick Hitch	-	43	BK5050A	181-00035	23
76603	-	64	A10E Quick Hitch	-	43	BMA1	-	41
76651	-	60	A1-1	-	43	BMA1240	-	41
76652	-	60	A12	-	43	BMA2	-	41
76654	-	60	A15	-	43	BMA2240	-	41
76655	-	60	A165MM	-	156	BMA3200	-	41
76656	-	60	A17-38E	-	43	BMA3350	-	41
76657	-	60	A19	-	43	BMA4150	-	41
76658	-	60	A19	-	45	BMA4250	-	41
76659	-	61	A1E	-	43	BMA5	-	41
76660	-	61	A2 - Quick Hitch	-	43	BMC102	-	41
76661	-	61	A2-1	-	43	BMC117	-	41
76662	-	61	A280MM	-	156	BMC127	-	41
76684	-	62	A2E Quick Hitch	-	43	BMC152	-	41
76730	-	60	A3	-	44	BMC28	-	41
76731	-	60	A3-3	-	44	BMC52	-	41
76732	-	60	A3-4	-	44	BMC65	-	41
76735	-	60	A3-5	-	44	BOBREEXT	-	147
76736	-	61	A3-6	-	44	BRES325	-	135
76943	-	62	A3-7	-	44	BRES325P	-	135
76964	-	62	A3-8	-	44	BRES43	-	135
76976	-	62	A3JB	-	156	BRES433L	-	136
76982	-	62	A4	-	43	BRES43P	-	135
76985	-	63	A4E	-	43	BRES44	-	135
76988	-	63	A5	-	43	BRES443L	-	136
78733	-	60	A801632T	-	85	BRES44P	-	135
79057	-	64	A8190227T	-	85	BRES54	-	135
205200	-	70	A8191797T	-	84	BRES543L	-	136
7701309	-	66	AS05	-	157	BRES54P	-	135
7701516	-	67	AS15	-	157	BRES64	-	135

TYPE	Article-No.	Page	TYPE	Article-No.	Page	TYPE	Article-No.	Page
BRES643L	-	136	CA315S	-	144	CDN4PTRR	-	159
BRES64P	-	135	CA32	-	145	CDN54PTRR	-	159
BRES65	-	135	CA32S	-	144	CDN6PTRR	-	159
BRES653L	-	136	CA33	-	145	CDN8PTRR	-	159
BRES65P	-	135	CA33S	-	144	CE005008	-	103
BRES83	-	135	CA42	-	145	CE005008W	-	103
BRES833L	-	136	CA42S	-	144	CE0060012W	-	103
BRES83P	-	135	CA43	-	145	CE010008	-	103
BRES86	-	135	CA43A	-	145	CE010008W	-	103
BRES863L	-	136	CA43AS	-	144	CE015008	-	103
BRES86P	-	135	CA43S	-	144	CE015008W	-	103
BS1224	-	48	CA44	-	145	CE025008	-	103
BS1232	-	48	CA44A	-	145	CE040010	-	103
BT/3	-	88	CA44AS	-	144	CE040010W	-	103
BT/DIN/PO	-	88	CA44S	-	144	CE060012	-	103
BT/U	-	88	CA63	-	145	CE075008	-	103
BTO	-	87	CA63A	-	145	CE075008W	-	103
BU214-5	-	50	CA63AS	-	144	CE100012	-	103
BU214S-5	-	50	CA63S	-	144	CE160012	-	103
BU218-5	-	50	CA64	-	145	CE250016	-	103
BU224-5	-	50	CA64A	-	145	CE25008W	-	103
BU224S-5	-	50	CA64AS	-	144	CE350016	-	103
BU230X-5	-	50	CA64S	-	144	CE500020	-	103
BU232-5	-	50	CA66	-	145	CK003	-	162
BU2DC-2	-	50	CA66A	-	145	CK004	-	162
BU310DT-5	-	50	CA66AS	-	144	CK006	-	162
BU310T-5	-	50	CA66S	-	144	CK008	-	162
BU36-5	-	50	CA84A	-	145	CK012	-	162
BU36T-5	-	50	CA84AS	-	144	CK112	-	162
BU38-5	-	50	CA86A	-	145	CK118	-	162
BU3DC-2	-	50	CA86AS	-	144	CK224	-	162
BU41014-5	-	50	CB/CTL/BLACK	-	92	CK236	-	162
BU418-5	-	50	CB10/PT	-	90	CK336	-	162
BU424-5	-	50	CB16/PT	-	90	CKL330	115-00140	4
BU46-5	-	50	CB2/PT	-	90	CML12	-	138
BU56-5	-	50	CB35/PT	-	90	CNU/8/001	-	92
BU6	-	50	CB4/6/PT	-	90	CNU/8/030	-	92
BW20	-	80	CB50/PT	-	90	CNU/8/051	-	92
BW20S	-	80	CB70/PT	-	90	CNU/8/301	-	92
BW25	-	80	CBC.10/GR	-	87	CNU/8/510	-	92
BW32	-	80	CBC.2/GR	-	89	CNU/8/600	-	92
BW40	-	80	CBC.2-10/PT/GR	-	87	CNU8	-	87
BW50	-	80	CBC.4/GR	-	87	CORE16	-	177
BW63	-	80	CBC.6/GR	-	87	CORE25	-	177
BW75	-	80	CBC13INOX	-	138	CPM/03	-	89
BWR20	-	82	CBC2/4PT	-	88	CPM/06	-	89
BWR20S	-	82	CBD.10	-	90	CPM/07	-	89
BWR25	-	82	CBD.16	-	90	CPM/08	-	89
BWR32	-	82	CBD.2	-	90	CPM/12	-	89
BWR40	-	82	CBD.35	-	90	CPM/21	-	89
BWR50	-	82	CBD.4	-	90	CPM/44	-	89
BWR63	-	82	CBD.50	-	90	CPM/83	-	89
BWR75	-	82	CBD.6	-	90	CS15BK	-	94
CA1515	-	145	CBD.70	-	90	CS15NT	-	94
CA1515S	-	144	CDB-10	-	138	CS15WT-PP	-	94
CA215	-	145	CDN12PTRR	-	159	CS30BK	-	94
CA215S	-	144	CDN18PTRR	-	159	CS30NT	-	94
CA220	-	145	CDN24PTRR	-	159	CS30WT-PP	-	94
CA220S	-	144	CDN36PT2FRR	-	159	CS3BK	-	94
CA315	-	145	CDN36PT3FRR	-	159	CS3NT	-	94

TYPE	Article-No.	Page	TYPE	Article-No.	Page	TYPE	Article-No.	Page
CS3WT-PP	-	94	CTD29	-	37	D16165	-	70
CS5BK	-	94	CTD30	-	37	D22165	-	70
CS5NT	-	94	CTD32	-	37	D2532	-	39
CS5WT-PP	-	94	CTD33	-	37	D32165	-	70
CS60BK	-	94	CTD34	-	37	D56MM	-	39
CS60NT	-	94	CTD35	-	38	DCH0034	-	31
CS60WT-PP	-	94	CTD36	-	38	DCH0078	-	31
CSC/09	-	91	CTD39	-	38	DCH0100	-	31
CSC16	-	33	CTD40	-	38	DCH0112	-	31
CSC19	-	33	CTD45	-	38	DCH0114	-	31
CSC20	-	33	CTD50	-	38	DCH0116	-	31
CSC22	-	33	CTD51	-	38	DCH0118	-	31
CSC25	-	33	CTD55	-	38	DCH0134	-	31
CSC27	-	33	CTD60	-	38	DCH0136	-	31
CSC29	-	33	CTD64	-	38	DCH0138	-	31
CSC30	-	33	CTD65	-	38	DCH0156	-	31
CSC32	-	33	CTD70	-	38	DCH0158	-	31
CSC35	-	33	CTD75	-	38	DCH0176	-	31
CSC38	-	33	CTD80	-	38	DCH0178	-	31
CSC40	-	33	CTD85	-	38	DCH0196	-	31
CSC51	-	33	CTD90	-	38	DCH0200	-	31
CS-CPL	-	78	CTD95	-	38	DCH0212	-	31
CSK6.3	-	93	CTF120	111-98121	9	DCH0214	-	31
CT12G	-	161	CTF120/90	111-98100	9	DCH0216	-	31
CT12PT	-	160	CTF250	111-98160	9	DCH0218	-	31
CT2	-	160	CW20	-	81	DCH0234	-	32
CT205008	-	104	CW20S	-	81	DCH0238	-	31
CT207508	-	104	CW25	-	81	DCH0256	-	31
CT207510	-	104	CW32	-	81	DCH0258	-	32
CT210008	-	104	CW40	-	81	DCH0278	-	32
CT210010	-	104	CW50	-	81	DCH0296	-	32
CT215008	-	104	CW63	-	81	DCH0300	-	32
CT225010	-	104	CW75	-	81	DCH0312	-	32
CT225013	-	104	D0005	-	40	DCH0314	-	32
CT225013	-	104	D0006	-	40	DCH0318	-	32
CT240012	-	104	D0008	-	40	DCH0334	-	32
CT24GL	-	161	D0010	-	40	DCH0338	-	32
CT24PT	-	160	D0012	-	40	DCH0358	-	32
CT260014	-	104	D00165	-	70	DCH0378	-	32
CT4	-	160	D0034	-	39	DCH0400	-	32
CT5G	-	161	D0058	-	39	DCH0412	-	32
CT5PT	-	160	D0065	-	40	DCH0414	-	32
CT8G	-	161	D0078	-	39	DCH0418	-	32
CT8PT	-	160	D0100	-	39	DCH0434	-	32
CTD100	-	38	D0112	-	39	DCH0438	-	32
CTD15	-	37	D0114	-	39	DCH0500	-	32
CTD16	-	37	D0118	-	39	DCH0512	-	32
CTD17	-	37	D0134	-	39	DCH0514	-	32
CTD18	-	37	D0136	-	39	DCH056M	-	31
CTD19	-	37	D0138	-	39	DCH0600	-	32
CTD20	-	37	D0158	-	39	DCH068M	-	32
CTD21	-	37	D0196	-	39	DCH1036	-	31
CTD22	-	37	D0200	-	39	DCH1056	-	31
CTD23	-	37	D0212	-	39	DCH1116	-	31
CTD24	-	37	D0216	-	39	DCH1136	-	31
CTD25	-	37	D0358	-	39	DCH160M	-	32
CTD26	-	37	D0500	-	39	DCH168M	-	32
CTD27	-	37	D0600	-	39	DCH177M	-	32
CTD28	-	37	D1116	-	39	DCH210M	-	32
CTD28	-	38	D120165	-	70	DCH2532	-	31

TYPE	Article-No.	Page	TYPE	Article-No.	Page	TYPE	Article-No.	Page
DFM900	-	87	FCH0234	-	30	GUAN35	-	24
DFU/1 RED	-	91	FCH0238	-	30	GUAN40	-	24
DFU/4 RED	-	91	FCH0256	-	30	GUAN50	-	24
DFU/5 RED	-	91	FCH0258	-	30	HCBS10	-	101
DFU/6 RED	-	91	FCH0278	-	30	HCBS120	-	101
DLK250	148-00135	4	FCH0296	-	30	HCBS150	-	101
DTDG01	-	40	FCH0300	-	30	HCBS16	-	101
DTN10	-	71	FCH0312	-	30	HCBS185	-	101
DTN20	-	71	FCH0314	-	30	HCBS240	-	101
DTN30	-	71	FCH0318	-	30	HCBS25	-	101
E1W20	-	83	FCH0334	-	30	HCBS300	-	101
E1W20S	-	83	FCH0338	-	30	HCBS35	-	101
E1W25	-	83	FCH0358	-	30	HCBS50	-	101
E1W32	-	83	FCH0378	-	30	HCBS6	-	101
E1W40	-	83	FCH0400	-	30	HCBS70	-	101
E1W50	-	83	FCH0412	-	30	HCBS95	-	101
E1W63	-	83	FCH0414	-	30	HCPM-2	-	95
E1W75	-	83	FCH0418	-	30	HCPM-3	-	95
EL111	-	156	FCH0434	-	30	HCPM-4	-	95
EL161	-	156	FCH0438	-	30	HCPM-5	-	95
EL171	-	156	FCH0500	-	30	HCPM-6	-	95
EL231	-	156	FCH0512	-	30	HCPM-8	-	95
EL322	-	156	FCH0514	-	30	HCT 35-8	-	99
EVO9	110-80002	191	FCH0600	-	30	HCT 10-10	-	99
EVO9 HT	111-80017	191	FCH1016	-	29	HCT 10-12	-	99
EVO9 SP	110-80003	191	FCH1036	-	29	HCT 10-6	-	99
EX07002	-	69	FCH1056	-	29	HCT 10-8	-	99
EX07003	-	69	FCH1116	-	29	HCT 120-10	-	100
EX07027	-	69	FCH1136	-	29	HCT 120-12	-	100
EX07028	-	69	FCH160MM	-	30	HCT 120-16	-	100
EX1006	-	113	FCH168MM	-	30	HCT 150-10	-	100
EX206	-	113	FCH177MM	-	30	HCT 150-12	-	100
EX306	-	113	FCH210M	-	30	HCT 16-10	-	99
EX32601	-	70	FCH2532	-	29	HCT 16-12	-	99
EX406	-	113	FCH56MM	-	30	HCT 16-6	-	99
EX408	-	113	FCH68M	-	30	HCT 16-8	-	99
EX506	-	113	FCT10BK	169-00024	22	HCT 185-10	-	100
EX508	-	113	FCT10BKS	169-00027	22	HCT 185-12	-	100
FCH0034	-	29	FCT11BK	169-00034	22	HCT 185-14	-	100
FCH0058	-	29	FCT11BKS	169-00038	22	HCT 185-16	-	100
FCH0078	-	29	FCT13BK	169-00045	22	HCT 25-10	-	99
FCH0096	-	29	FCT13BKS	169-00048	22	HCT 25-12	-	99
FCH0100	-	29	FCT16BK	169-00057	22	HCT 25-6	-	99
FCH0112	-	29	FCT16BKS	169-00060	22	HCT 25-8	-	99
FCH0114	-	29	FCT19BK	169-00067	22	HCT 300-10	-	100
FCH0116	-	29	FCT19BKS	169-00070	22	HCT 300-12	-	100
FCH0118	-	29	FCT23BK	169-00075	22	HCT 300-16	-	100
FCH0134	-	29	FCT23BKS	169-00078	22	HCT 35-10	-	99
FCH0136	-	29	FCT7BK	169-00082	22	HCT 35-12	-	99
FCH0138	-	29	FCT7BKS	169-00085	22	HCT 35-6	-	99
FCH0156	-	29	FLSK	-	182	HCT 50-10	-	99
FCH0158	-	29	GF1224	-	48	HCT 50-12	-	99
FCH0176	-	29	GF1232	-	48	HCT 50-8	-	99
FCH0178	-	29	GUAN10	-	24	HCT 6-10	-	99
FCH0196	-	29	GUAN12	-	24	HCT 6-4	-	99
FCH0200	-	29	GUAN16	-	24	HCT 6-6	-	99
FCH0212	-	30	GUAN20	-	24	HCT 6-8	-	99
FCH0214	-	30	GUAN25	-	24	HCT 70-10	-	99
FCH0216	-	29	GUAN28	-	24	HCT 70-12	-	100
FCH0218	-	29	GUAN32	-	24	HCT 70-14	-	100

TYPE	Article-No.	Page	TYPE	Article-No.	Page	TYPE	Article-No.	Page
HCT 70-16	-	100	HFP2.5-F250-8	-	98	HGDC1-3 O	516-01769	168
HCT 70-6	-	99	HFP2.5-FB	-	98	HGDC1-3 P	516-01770	168
HCT 70-8	-	99	HFP2.5-FB18	-	98	HGDC1-3 Q	516-01771	168
HCT 95-10	-	100	HFP2.5-FB9	-	98	HGDC1-3 R	516-01772	168
HCT 95-12	-	100	HFP2.5-HB	-	98	HGDC1-3 S	516-01773	168
HCT 95-14	-	100	HFP2.5-M250-8	-	98	HGDC1-3 T	516-01774	168
HCT 95-16	-	100	HFP2.5-MB	-	98	HGDC1-3 U	516-01775	168
HCT 95-8	-	100	HFP2.5-MF250-8	-	98	HGDC1-3 V	516-01776	168
HCT120-14	-	100	HFP2.5-S3.5	-	97	HGDC1-3 W	516-01777	168
HCT120-8	-	100	HFP2.5-S4	-	97	HGDC1-3 X	516-01778	168
HCT150-14	-	100	HFP2.5-S5	-	97	HGDC1-3 Y	516-01779	168
HCT150-16	-	100	HFP2.5-S6	-	97	HGDC1-3 Z	516-01780	168
HCT240-10	-	100	HFP2.5-WP12	-	98	HGDC2-5 -	515-02389	168
HCT240-12	-	100	HFP4.0-003.5	-	97	HGDC2-5 .	515-02419	168
HCT50-6	-	99	HFP4.0-004	-	97	HGDC2-5 /	515-02399	168
HCTKIT770156	-	86	HFP4.0-005	-	97	HGDC2-5 +	515-02379	168
HECP3-32A	-	96	HFP4.0-006	-	97	HGDC2-5 0	515-02279	168
HECP3-32A TOOL	-	96	HFP4.0-008	-	97	HGDC2-5 1	515-02289	168
HFP1.0CEC	-	98	HFP4.0-010	-	97	HGDC2-5 2	515-02299	168
HFP1.5-003	-	97	HFP4.0-BC	-	98	HGDC2-5 3	515-02309	168
HFP1.5-003.5	-	97	HFP4.0-BCHS	-	98	HGDC2-5 4	515-02319	168
HFP1.5-004	-	97	HFP4.0CEC	-	98	HGDC2-5 5	515-02329	168
HFP1.5-005	-	97	HFP4.0-F250-8	-	98	HGDC2-5 6	515-02339	168
HFP1.5-006	-	97	HFP4.0-F375-8	-	98	HGDC2-5 7	515-02349	168
HFP1.5-008	-	97	HFP4.0-FS250-8	-	98	HGDC2-5 8	515-02359	168
HFP1.5-BC	-	98	HFP4.0-M250-8	-	98	HGDC2-5 9	515-02699	168
HFP1.5-BCHS	-	98	HFP4.0-S3.5	-	97	HGDC2-5 A	515-02019	168
HFP1.5-F110-5	-	98	HFP4.0-S5	-	97	HGDC2-5 B	515-02029	168
HFP1.5-F110-8	-	98	HFP4.0-S6	-	97	HGDC2-5 C	515-02039	168
HFP1.5-F187-5	-	98	HFP4.0-WP14	-	98	HGDC2-5 D	515-02049	168
HFP1.5-F187-8	-	98	HFPT2.5FS250-8	-	98	HGDC2-5 E	515-02059	168
HFP1.5-F250-8	-	98	HGDC1-3 -	516-01793	168	HGDC2-5 Earth	515-02409	168
HFP1.5-FB	-	98	HGDC1-3 .	516-01791	168	HGDC2-5 F	515-02069	168
HFP1.5-FB10	-	98	HGDC1-3 /	516-01794	168	HGDC2-5 G	515-02079	168
HFP1.5-FB18	-	98	HGDC1-3 +	516-01792	168	HGDC2-5 H	515-02089	168
HFP1.5-FS250-8	-	98	HGDC1-3 0	516-01781	168	HGDC2-5 I	515-02099	168
HFP1.5-HB	-	98	HGDC1-3 1	516-01782	168	HGDC2-5 J	515-02109	168
HFP1.5-M250-8	-	98	HGDC1-3 2	516-01783	168	HGDC2-5 K	515-02119	168
HFP1.5-MB	-	98	HGDC1-3 3	516-01784	168	HGDC2-5 L	515-02129	168
HFP1.5-MF250-8	-	98	HGDC1-3 4	516-01785	168	HGDC2-5 M	515-02139	168
HFP1.5-S3	-	97	HGDC1-3 5	516-01786	168	HGDC2-5 N	515-02149	168
HFP1.5-S3.5	-	97	HGDC1-3 6	516-01787	168	HGDC2-5 O	515-02159	168
HFP1.5-S4	-	97	HGDC1-3 7	516-01788	168	HGDC2-5 P	515-02169	168
HFP1.5-S5	-	97	HGDC1-3 8	516-01789	168	HGDC2-5 Q	515-02179	168
HFP1.5-S6	-	97	HGDC1-3 9	515-01699	168	HGDC2-5 R	515-02189	168
HFP1.5WP12	-	98	HGDC1-3 A	516-01755	168	HGDC2-5 S	515-02199	168
HFP10.0CEC	-	98	HGDC1-3 B	516-01756	168	HGDC2-5 T	515-02209	168
HFP2.5-003	-	97	HGDC1-3 C	516-01757	168	HGDC2-5 U	515-02219	168
HFP2.5-003.5	-	97	HGDC1-3 D	516-01758	168	HGDC2-5 V	515-02229	168
HFP2.5-004	-	97	HGDC1-3 E	516-01759	168	HGDC2-5 W	515-02239	168
HFP2.5-005	-	97	HGDC1-3 Earth	516-01795	168	HGDC2-5 X	515-02249	168
HFP2.5-006	-	97	HGDC1-3 F	516-01760	168	HGDC2-5 Y	515-02259	168
HFP2.5-008	-	97	HGDC1-3 G	516-01761	168	HGDC2-5 Z	515-02269	168
HFP2.5-010	-	97	HGDC1-3 H	516-01762	168	HGDC4-9 -	515-03832	168
HFP2.5-BC	-	98	HGDC1-3 I	516-01763	168	HGDC4-9 .	515-03942	168
HFP2.5-BCHS	-	98	HGDC1-3 J	516-01764	168	HGDC4-9 /	515-03833	168
HFP2.5CEC	-	98	HGDC1-3 K	516-01765	168	HGDC4-9 +	515-03831	168
HFP2.5-F187-5	-	98	HGDC1-3 L	516-01766	168	HGDC4-9 0	515-03821	168
HFP2.5-F187-8	-	98	HGDC1-3 M	516-01767	168	HGDC4-9 1	515-03822	168
HFP2.5-F250-8	-	98	HGDC1-3 N	516-01768	168	HGDC4-9 2	515-03823	168

TYPE	Article-No.	Page	TYPE	Article-No.	Page	TYPE	Article-No.	Page
HGDC4-9 3	515-03824	168	HODS50 I	531-00117	171	HT1010300	-	117
HGDC4-9 4	515-03825	168	HODS50 J	531-00118	171	HT105	-	76
HGDC4-9 5	515-03826	168	HODS50 K	531-00119	171	HT1206030	-	117
HGDC4-9 6	515-03827	168	HODS50 L	531-00120	171	HT12080300	-	117
HGDC4-9 7	515-03828	168	HODS50 M	531-00121	171	HT12080400	-	117
HGDC4-9 8	515-03829	168	HODS50 N	531-00122	171	HT1600	-	194
HGDC4-9 9	515-03699	168	HODS50 O	531-00123	171	HT252015	-	117
HGDC4-9 A	515-03795	168	HODS50 P	531-00124	171	HT302515	-	117
HGDC4-9 B	515-03796	168	HODS50 Q	531-00125	171	HT302520	-	117
HGDC4-9 C	515-03797	168	HODS50 R	531-00126	171	HT303015	-	117
HGDC4-9 D	515-03798	168	HODS50 S	531-00127	171	HT303020	-	117
HGDC4-9 E	515-03799	168	HODS50 T	531-00128	171	HT403015	-	117
HGDC4-9 Earth	515-03834	168	HODS50 U	531-00129	171	HT403020	-	117
HGDC4-9 F	515-03800	168	HODS50 V	531-00130	171	HT404020	-	117
HGDC4-9 G	515-03801	168	HODS50 W	531-00131	171	HT504015	-	117
HGDC4-9 H	515-03802	168	HODS50 X	531-00132	171	HT504020	-	117
HGDC4-9 I	515-03803	168	HODS50 Y	531-00133	171	HT504025	-	117
HGDC4-9 J	515-03804	168	HODS50 Z	531-00134	171	HT505025	-	117
HGDC4-9 K	515-03805	168	HODS85 -	531-07810	171	HT604015	-	117
HGDC4-9 L	515-03806	168	HODS85 .	531-07811	171	HT604020	-	117
HGDC4-9 M	515-03807	168	HODS85 /	531-07812	171	HT605020	-	117
HGDC4-9 N	515-03808	168	HODS85 +	531-07813	171	HT605025	-	117
HGDC4-9 O	515-03809	168	HODS85 Earth	531-07814	171	HT606020	-	117
HGDC4-9 P	515-03810	168	HODS85 0	531-07815	171	HT606025	-	117
HGDC4-9 Q	515-03811	168	HODS85 1	531-07816	171	HT606030	-	117
HGDC4-9 R	515-03812	168	HODS85 2	531-07817	171	HT705020	-	117
HGDC4-9 S	515-03813	168	HODS85 3	531-07818	171	HT705025	-	117
HGDC4-9 T	515-03814	168	HODS85 4	531-07819	171	HT806020	-	117
HGDC4-9 U	515-03815	168	HODS85 5	531-07820	171	HT806025	-	117
HGDC4-9 V	515-03816	168	HODS85 6	531-07821	171	HT806030	-	117
HGDC4-9 W	515-03817	168	HODS85 7	531-07822	171	HT808030	-	117
HGDC4-9 X	515-03818	168	HODS85 8	531-07823	171	HTATX302015	-	124
HGDC4-9 Y	515-03819	168	HODS85 9	531-07737	171	HTATX303020	-	124
HGDC4-9 Z	515-03820	168	HODS85 A	531-07825	171	HTATX403020	-	124
HIS3 BAG 12/4	308-31216	20	HODS85 B	531-07826	171	HTATX404020	-	124
HIS3 BAG 40/13	308-34010	20	HODS85 C	531-07827	171	HTATX504020	-	124
HIS3 BAG 6/2	308-30616	20	HODS85 D	531-07828	171	HTCA26F	-	72
HODS50 -	531-00719	171	HODS85 E	531-07829	171	HTCA450-AL	-	73
HODS50 .	531-00721	171	HODS85 F	531-07830	171	HTCB+	-	84
HODS50 /	531-00720	171	HODS85 G	531-07831	171	HTDB2	-	55
HODS50 +	531-00718	171	HODS85 H	531-07832	171	HTFOK	-	119
HODS50 0	531-00099	171	HODS85 I	531-07833	171	HTKLK	-	119
HODS50 1	531-00100	171	HODS85 J	531-07834	171	HTS10	-	26
HODS50 2	531-00101	171	HODS85 K	531-07835	171	HTS10STD	-	26
HODS50 3	531-00102	171	HODS85 L	531-07836	171	HTS12	-	26
HODS50 4	531-00103	171	HODS85 M	531-07837	171	HTS12STD	-	26
HODS50 5	531-00104	171	HODS85 N	531-07838	171	HTS13	-	26
HODS50 6	531-00105	171	HODS85 O	531-07815	171	HTS13STD	-	26
HODS50 7	531-00106	171	HODS85 P	531-07840	171	HTS14	-	26
HODS50 8	531-00107	171	HODS85 Q	531-07841	171	HTS14A	-	26
HODS50 9	531-15374	171	HODS85 R	531-07842	171	HTS14ASTD	-	26
HODS50 A	531-00109	171	HODS85 S	531-07843	171	HTS14STD	-	26
HODS50 B	531-00110	171	HODS85 T	531-07844	171	HTS15	-	26
HODS50 C	531-00111	171	HODS85 U	531-07845	171	HTS15STD	-	26
HODS50 D	531-00112	171	HODS85 V	531-07846	171	HTS16	-	26
HODS50 E	531-00113	171	HODS85 W	531-07847	171	HTS16STD	-	26
HODS50 Earth	531-00722	171	HODS85 X	531-07848	171	HTS17A	-	26
HODS50 F	531-00114	171	HODS85 Y	531-07849	171	HTS17B	-	26
HODS50 G	531-00115	171	HODS85 Z	531-07850	171	HTS18A	-	26
HODS50 H	531-00116	171	HT1008030	-	117	HTS18ASTD	-	26

TYPE	Article-No.	Page	TYPE	Article-No.	Page	TYPE	Article-No.	Page
HTS19	-	26	KCT07001	-	42	MBT20HFCRFID KIT	111-01587	189
HTS19STD	-	26	KCT08001	-	42	MBT20HHFRFID KIT	156-01567	189
HTS1B	-	26	KCX001-N	-	54	MBT27HFCRFID KIT	111-01588	189
HTS1BSTD	-	26	KFC06011	-	42	MBT27HHFRFID KIT	156-01568	189
HTS2	-	26	KFC06021	-	42	MBT33HFCRFID KIT	111-01589	189
HTS20	-	26	KFC06022	-	42	MBT33HHFRFID KIT	156-01569	189
HTS20STD	-	26	KFC06023	-	42	MBT8HFCRFID KIT	156-01167	189
HTS2STD	-	26	KFC06071	-	42	MBT8HHFRFID KIT	156-01565	189
HTS3	-	26	KFC11021	-	42	MCTRFIDCHA.NL3P	111-01676	186
HTS3STD	-	26	KFC12021	-	42	MCTRFIDCLA.NL3P	111-01976	186
HTS4	-	26	KL BX24-N	-	52	MH085KIT	531-00253	172
HTS4STD	-	26	KL BX48-N	-	52	MHG1-3CASS	518-06013	169
HTS5	-	26	KLTS9-N	-	52	MHG1-3KIT	518-05013	169
HTS5A	-	26	KLTX95-N	-	52	MHG2-5CASS	518-06025	169
HTS5ASTD	-	26	KMP04051	-	42	MHG2-5KIT	518-05025	169
HTS5B	-	26	KMP09021	-	42	MHO85X5WE-100 -	531-08010	171
HTS5C	-	26	KMP11021	-	42	MHO85X5WE-100 .	531-08054	171
HTS5CSTD	-	26	KMP12011	-	42	MHO85X5WE-100 /	531-08011	171
HTS5D	-	26	KS01R	-	51	MHO85X5WE-100 +	531-08051	171
HTS5DSTD	-	26	KS05R	-	51	MHO85X5WE-100 0	531-07875	171
HTS5STD	-	26	KS06R	-	51	MHO85X5WE-100 0	531-07851	171
HTS6	-	26	KSH01R	-	51	MHO85X5WE-100 1	531-07852	171
HTS6STD	-	26	KTX12-12ME-N	-	53	MHO85X5WE-100 2	531-07853	171
HTS7	-	26	KTX12-3.5M-N	-	53	MHO85X5WE-100 3	531-07854	171
HTS7STD	-	26	KTX1-26ME-N	-	53	MHO85X5WE-100 4	531-07855	171
HTS8	-	26	KTX1-5M-N	-	53	MHO85X5WE-100 5	531-07856	171
HTS8STD	-	26	KTX1-8M-N	-	53	MHO85X5WE-100 6	531-07857	171
HTS9	-	26	KTX34-16ME-N	-	53	MHO85X5WE-100 7	531-07858	171
HTS9STD	-	26	KUX025-N	-	51	MHO85X5WE-100 8	531-07859	171
HTT303015	-	118	KUX035-N	-	51	MHO85X5WE-100 9	531-07860	171
HTT403015	-	118	KUXP010-N	-	51	MHO85X5WE-100 A	531-07861	171
HTT403020	-	118	LK2APRN	-	179	MHO85X5WE-100 B	531-07862	171
HTT404020	-	118	LOCK&KEY	-	119	MHO85X5WE-100 C	531-07863	171
HTT504015	-	118	LSFBW20	-	81	MHO85X5WE-100 D	531-07864	171
HTT504020	-	118	LSFBW20S	-	81	MHO85X5WE-100 E	531-07865	171
HTT504025	-	118	LSFBW25	-	81	MHO85X5WE-100 F	531-07866	171
HTT505025	-	118	LSFBW32	-	81	MHO85X5WE-100 G	531-07867	171
HTT604015	-	118	LSFBW40	-	81	MHO85X5WE-100 H	531-07868	171
HTT604020	-	118	LSFBW50	-	81	MHO85X5WE-100 I	531-07869	171
HTT606020	-	118	LSFBW63	-	81	MHO85X5WE-100 J	531-07870	171
HTT606025	-	118	LSFBW75	-	81	MHO85X5WE-100 K	531-07871	171
HTT705020	-	118	LSFCW20	-	82	MHO85X5WE-100 L	531-07872	171
HTT705025	-	118	LSFCW20S	-	82	MHO85X5WE-100 M	531-07873	171
HTT806020	-	118	LSFCW25	-	82	MHO85X5WE-100 N	531-07874	171
HTT806025	-	118	LSFCW32	-	82	MHO85X5WE-100 P	531-07876	171
HTT806030	-	118	LSFCW40	-	82	MHO85X5WE-100 Q	531-07877	171
HTWBRK	-	120	LSFCW50	-	82	MHO85X5WE-100 R	531-07878	171
HTWC200	-	73	LSFCW63	-	82	MHO85X5WE-100 S	531-07879	171
K147	-	49	LSFCW75	-	82	MHO85X5WE-100 T	531-07880	171
KA8-1	-	47	LVRK	380-04004	21	MHO85X5WE-100 U	531-07881	171
KA8-2	-	47	LXT20	-	83	MHO85X5WE-100 V	531-07882	171
KA8-3	-	47	LXT20S	-	83	MHO85X5WE-100 W	531-07883	171
KA8-4	-	47	LXT25	-	83	MHO85X5WE-100 X	531-07884	171
KA8-5	-	47	LXT32	-	83	MHO85X5WE-100 Y	531-07885	171
KA8-6	-	47	LXT40	-	83	MHO85X5WE-100 Z	531-07886	171
KBS1218-10	-	48	LXT50	-	83	MP10 0	520-02600	174
KBS1224-10	-	48	MBT12S	111-01431	6	MP10 1	604-00203	174
KBS1232-10	-	48	MBT12SFC	111-01437	7	MP10 2	604-00204	174
KCS001-N	-	54	MBT14HFCRFID KIT	111-01586	189	MP10 3	604-00205	174
KCS07011	-	42	MBT14HHFRFID KIT	156-01566	189	MP10 4	604-00206	174

TYPE	Article-No.	Page	TYPE	Article-No.	Page	TYPE	Article-No.	Page
MP10 5	604-00207	174	MP40 5	604-00831	174	NGM12BK	-	79
MP10 6	604-00208	174	MP40 6	604-00832	174	NGM12DGY	-	79
MP10 7	604-00209	174	MP40 7	604-00833	174	NGM12GY	-	79
MP10 8	604-00210	174	MP40 8	604-00834	174	NGM12RD	-	79
MP10 9	604-00211	174	MP40 9	604-00835	174	NGM12WE	-	79
MP12 0	604-00300	174	MP55 0	604-00907	174	NGM16BK	-	79
MP12 1	604-00301	174	MP55 1	604-00908	174	NGM16DGY	-	79
MP12 2	604-00302	174	MP55 2	604-00909	174	NGM16GY	-	79
MP12 3	604-00303	174	MP55 3	604-00910	174	NGM16RD	-	79
MP12 4	604-00304	174	MP55 4	604-00911	174	NGM16WE	-	79
MP12 5	604-00305	174	MP55 5	604-00912	174	NGM20BK	-	79
MP12 6	604-00306	174	MP55 6	604-00913	174	NGM20DGY	-	79
MP12 7	604-00307	174	MP55 7	604-00914	174	NGM20GY	-	79
MP12 8	604-00308	174	MP55 8	604-00915	174	NGM20RD	-	79
MP12 9	604-00309	174	MP55 9	604-00916	174	NGM20SBK	-	79
MP15 0	604-00402	174	MPH0034	-	34	NGM20SDGY	-	79
MP15 1	604-00403	174	MPH0078	-	34	NGM20SGY	-	79
MP15 2	604-00404	174	MPH0100	-	34	NGM20SRD	-	79
MP15 3	604-00405	174	MPH0112	-	34	NGM20SWE	-	79
MP15 4	604-00406	174	MPH0114	-	34	NGM20WE	-	79
MP15 5	604-00407	174	MPH0116	-	34	NGM25BK	-	79
MP15 6	604-00408	174	MPH0118	-	34	NGM25DGY	-	79
MP15 7	604-00409	174	MPH0134	-	34	NGM25GY	-	79
MP15 8	604-00410	174	MPH0136	-	34	NGM25RD	-	79
MP15 9	604-00411	174	MPH0138	-	34	NGM25WE	-	79
MP20 0	604-00547	174	MPH0158	-	34	NGM32BK	-	79
MP20 1	604-00548	174	MPH0178	-	34	NGM32DGY	-	79
MP20 2	604-00549	174	MPH0196	-	34	NGM32GY	-	79
MP20 3	604-00550	174	MPH0200	-	34	NGM32RD	-	79
MP20 4	604-00551	174	MPH0212	-	35	NGM32WE	-	79
MP20 5	604-00552	174	MPH0214	-	35	NGM40BK	-	79
MP20 6	604-00553	174	MPH0218	-	34	NGM40DGY	-	79
MP20 7	604-00554	174	MPH0234	-	35	NGM40GY	-	79
MP20 8	604-00555	174	MPH0238	-	35	NGM40RD	-	79
MP20 9	604-00556	174	MPH0258	-	35	NGM40WE	-	79
MP25 0	604-00610	174	MPH0278	-	35	NGM50BK	-	79
MP25 1	604-00611	174	MPH0296	-	35	NGM50DGY	-	79
MP25 2	604-00612	174	MPH0300	-	35	NGM50GRY	-	79
MP25 3	604-00613	174	MPH0312	-	35	NGM50RD	-	79
MP25 4	604-00614	174	MPH0314	-	35	NGM50WE	-	79
MP25 5	604-00615	174	MPH0318	-	35	NGM63BK	-	79
MP25 6	604-00616	174	MPH0334	-	35	NGM63DGY	-	79
MP25 7	604-00617	174	MPH0338	-	35	NGM63GY	-	79
MP25 8	604-00618	174	MPH0358	-	35	NGM63RD	-	79
MP25 9	604-00619	174	MPH0378	-	35	NGM63WE	-	79
MP30 0	604-00715	174	MPH0400	-	35	NSYAEDHSB	-	133
MP30 1	604-00716	174	MPH0412	-	35	NSYAEDFSB	-	133
MP30 2	604-00717	174	MPH0414	-	35	NSYAES228SB	-	132
MP30 3	604-00718	174	MPH0418	-	35	NSYAES238SB	-	132
MP30 4	604-00719	174	MPH0434	-	35	NSYAES248SB	-	132
MP30 5	604-00720	174	MPH0438	-	35	NSYAES258SB	-	132
MP30 6	604-00721	174	MPH0456	-	35	NSYAES268SB	-	132
MP30 7	604-00722	174	MPH0458	-	35	NSYAES338SB	-	132
MP30 8	604-00723	174	MPH0500	-	35	NSYAES348SB	-	132
MP30 9	604-00724	174	MPH0512	-	35	NSYAES358SB	-	132
MP40 0	604-00826	174	MPH0600	-	35	NSYAES368SB	-	132
MP40 1	604-00827	174	MPH0614	-	35	NSYAEUBU148	-	132
MP40 2	604-00828	174	MPH2532	-	34	NSYBCPLA	-	143
MP40 3	604-00829	174	MPH68MM	-	35	NSYBE27G	-	151
MP40 4	604-00830	174	MT1	-	175	NSYCAG110X46M	-	113

TYPE	Article-No.	Page	TYPE	Article-No.	Page	TYPE	Article-No.	Page
NSYCAG180X62M	-	113	NSYCRN65250	-	109	NSYDBN88	-	134
NSYCAG216X62M	-	113	NSYCRN65250T	-	111	NSYDBP	-	115
NSYCAG317X120M	-	113	NSYCRN66200	-	109	NSYDPA3	-	114
NSYCAG317X91M	-	113	NSYCRN66200T	-	111	NSYDPA4	-	114
NSYCAG417X120M	-	113	NSYCRN66250	-	109	NSYDPA44	-	114
NSYCBCCRN	-	115	NSYCRN66250T	-	111	NSYDPA5	-	114
NSYCDB3	-	115	NSYCRN66300	-	109	NSYEBMPLA	-	143
NSYCDBPLM	-	141	NSYCRN66300T	-	111	NSYIN405E1	-	126
NSYCL405CRN	-	115	NSYCRN68300	-	109	NSYIN405E1	-	143
NSYCL405CSX	-	122	NSYCRN68300T	-	111	NSYINDB31	-	126
NSYCRN106250	-	110	NSYCRN75200	-	109	NSYINDB51	-	126
NSYCRN106250T	-	111	NSYCRN75200T	-	111	NSYKPLM	-	115
NSYCRN106300	-	110	NSYCRN75250	-	109	NSYKPLM	-	141
NSYCRN106300T	-	111	NSYCRN75250T	-	111	NSYKPLM	-	143
NSYCRN108250	-	110	NSYCRN86200	-	109	NSYLD5	-	115
NSYCRN108250T	-	111	NSYCRN86200T	-	111	NSYMM1010	-	112
NSYCRN108300	-	110	NSYCRN86250	-	110	NSYMM106	-	112
NSYCRN108300T	-	111	NSYCRN86250T	-	111	NSYMM108	-	112
NSYCRN22150	-	109	NSYCRN86300	-	110	NSYMM11SB	-	131
NSYCRN23150	-	109	NSYCRN86300T	-	111	NSYMM1210	-	112
NSYCRN252150	-	109	NSYCRN88200	-	110	NSYMM1212	-	112
NSYCRN325150	-	109	NSYCRN88200T	-	111	NSYMM126	-	112
NSYCRN325150T	-	111	NSYCRN88300	-	110	NSYMM128	-	112
NSYCRN325200	-	109	NSYCRN88300T	-	111	NSYMM12SB	-	131
NSYCRN325200T	-	111	NSYCRNG1010300D	-	110	NSYMM13SB	-	131
NSYCRN33150	-	109	NSYCRNG1010300T	-	111	NSYMM1410	-	112
NSYCRN33150T	-	111	NSYCRNG1012300D	-	110	NSYMM14SB	-	131
NSYCRN33200	-	109	NSYCRNG1012400D	-	110	NSYMM22	-	112
NSYCRN33200T	-	111	NSYCRNG106400	-	110	NSYMM22SB	-	131
NSYCRN34200	-	109	NSYCRNG106400T	-	111	NSYMM23	-	112
NSYCRN34200T	-	111	NSYCRNG108400	-	110	NSYMM23SB	-	131
NSYCRN345150	-	109	NSYCRNG108400T	-	111	NSYMM24SB	-	131
NSYCRN43150	-	109	NSYCRNG1210300D	-	110	NSYMM2520	-	112
NSYCRN43150T	-	111	NSYCRNG1210400D	-	110	NSYMM2540	-	112
NSYCRN43200	-	109	NSYCRNG1212300D	-	110	NSYMM2550	-	112
NSYCRN43200T	-	111	NSYCRNG1212400D	-	110	NSYMM25SB	-	131
NSYCRN44200	-	109	NSYCRNG126300	-	110	NSYMM26SB	-	131
NSYCRN44200T	-	111	NSYCRNG126300T	-	111	NSYMM28SB	-	131
NSYCRN46250	-	109	NSYCRNG126400	-	110	NSYMM3025	-	112
NSYCRN46250T	-	111	NSYCRNG126400T	-	111	NSYMM3045	-	112
NSYCRN46300	-	109	NSYCRNG128300	-	110	NSYMM32	-	112
NSYCRN46300T	-	111	NSYCRNG128300T	-	111	NSYMM33	-	112
NSYCRN54150	-	109	NSYCRNG128400	-	110	NSYMM33SB	-	131
NSYCRN54150T	-	111	NSYCRNG128400T	-	111	NSYMM34SB	-	131
NSYCRN54200	-	109	NSYCRNG1410300D	-	110	NSYMM35SB	-	131
NSYCRN54200T	-	111	NSYCRNG810300D	-	110	NSYMM36	-	112
NSYCRN54250	-	109	NSYCRNG812300D	-	110	NSYMM36SB	-	131
NSYCRN54250T	-	111	NSYCRNG86400	-	110	NSYMM38SB	-	131
NSYCRN55250	-	109	NSYCRNG86400T	-	111	NSYMM43	-	112
NSYCRN55250T	-	111	NSYDAN1510	-	134	NSYMM44	-	112
NSYCRN64150	-	109	NSYDAN2015	-	134	NSYMM44SB	-	131
NSYCRN64150T	-	111	NSYDAN2520	-	134	NSYMM45SB	-	131
NSYCRN64200	-	109	NSYDAN3025	-	134	NSYMM46SB	-	131
NSYCRN64200T	-	111	NSYDAN3530	-	134	NSYMM48	-	112
NSYCRN64250	-	109	NSYDBN1010	-	134	NSYMM48SB	-	131
NSYCRN64250T	-	111	NSYDBN1510	-	134	NSYMM53	-	112
NSYCRN65150	-	109	NSYDBN2015	-	134	NSYMM54	-	112
NSYCRN65150T	-	111	NSYDBN2520	-	134	NSYMM55	-	112
NSYCRN65200	-	109	NSYDBN3025	-	134	NSYMM64	-	112
NSYCRN65200T	-	111	NSYDBN3530	-	134	NSYMM65	-	112

TYPE	Article-No.	Page	TYPE	Article-No.	Page	TYPE	Article-No.	Page
NSYMM66	-	112	NSYPLM108TG	-	140	NSYPMD2015	-	134
NSYMM75	-	112	NSYPLM3025G	-	139	NSYPMD2520	-	134
NSYMM76	-	112	NSYPLM3025TG	-	140	NSYPMD3025	-	134
NSYMM86	-	112	NSYPLM32G	-	139	NSYPMD3530	-	134
NSYMM88	-	112	NSYPLM32TG	-	140	NSYPMM1010	-	143
NSYPF27N	-	151	NSYPLM43G	-	139	NSYPMM1012	-	143
NSYPF3CR	-	116	NSYPLM43TG	-	140	NSYPMM105	-	143
NSYPF3CX	-	122	NSYPLM54G	-	139	NSYPMM107	-	143
NSYPF3PLM	-	141	NSYPLM54TG	-	140	NSYPMM1210	-	143
NSYPF3PLM32	-	141	NSYPLM64G	-	139	NSYPMM1212	-	143
NSYPIN106	-	116	NSYPLM64TG	-	140	NSYPMM125	-	143
NSYPIN108	-	116	NSYPLM75G	-	139	NSYPMM127	-	143
NSYPIN126	-	116	NSYPLM75TG	-	140	NSYPMM1510	-	143
NSYPIN128	-	116	NSYPLM86G	-	139	NSYPMM1512	-	143
NSYPIN43	-	116	NSYPLM86TG	-	140	NSYPMM155	-	143
NSYPIN54	-	116	NSYPLS1827G	-	149	NSYPMM1827	-	150
NSYPIN64	-	116	NSYPLS2727AG	-	149	NSYPMM2727	-	150
NSYPIN75	-	116	NSYPLS2727G	-	149	NSYPMM2736	-	150
NSYPIN86	-	116	NSYPLS2736AG	-	149	NSYPMM2754	-	150
NSYPLA10103G	-	142	NSYPLS2736G	-	149	NSYPMM3636	-	150
NSYPLA10104G	-	142	NSYPLS2754AG	-	149	NSYPMM3654	-	150
NSYPLA10123G	-	142	NSYPLS2754G	-	149	NSYPMM3672	-	150
NSYPLA10124G	-	142	NSYPLS3636G	-	149	NSYPMM510	-	143
NSYPLA1053G	-	142	NSYPLS3654AG	-	149	NSYPMM5454	-	150
NSYPLA1054G	-	142	NSYPLS3654G	-	149	NSYPMM5472	-	150
NSYPLA1073G	-	142	NSYPLS3672AG	-	149	NSYPMM55	-	143
NSYPLA1074G	-	142	NSYPLS5454AG	-	149	NSYPMM55+NSYPMM75	-	143
NSYPLA12103G	-	142	NSYPLS5454G	-	149	NSYPMM710	-	143
NSYPLA12104G	-	142	NSYPLS5472AG	-	149	NSYPMM712	-	143
NSYPLA12123G	-	142	NSYPLSC1827G	-	148	NSYPMM75	-	143
NSYPLA12124G	-	142	NSYPLSC2727AG	-	148	NSYPMM75	-	143
NSYPLA1253G	-	142	NSYPLSC2727G	-	148	NSYPMM77	-	143
NSYPLA1254G	-	142	NSYPLSC2736AG	-	148	NSYS04	-	86
NSYPLA1273G	-	142	NSYPLSC2736G	-	148	NSYS06	-	86
NSYPLA1274G	-	142	NSYPLSC2754AG	-	148	NSYS10	-	86
NSYPLA15103G	-	142	NSYPLSC2754G	-	148	NSYS16	-	86
NSYPLA15104G	-	142	NSYPLSC3636G	-	148	NSYS25/35	-	86
NSYPLA15123G	-	142	NSYPLSC3654AG	-	148	NSYS3X10830	-	121
NSYPLA15124G	-	142	NSYPLSC3654G	-	148	NSYS3X12830	-	121
NSYPLA1553G	-	142	NSYPLSC3672AG	-	148	NSYS3X302515	-	121
NSYPLA1554G	-	142	NSYPLSC5454AG	-	148	NSYS3X3215	-	121
NSYPLA1573G	-	142	NSYPLSC5454G	-	148	NSYS3X3315	-	121
NSYPLA1574G	-	142	NSYPLSC5472AG	-	148	NSYS3X4315	-	121
NSYPLA5103G	-	142	NSYPLSP1827G	-	149	NSYS3X4320	-	121
NSYPLA5104G	-	142	NSYPLSP2727G	-	149	NSYS3X4420	-	121
NSYPLA5123G	-	142	NSYPLSP2736G	-	149	NSYS3X5420	-	121
NSYPLA5124G	-	142	NSYPLSP2754G	-	149	NSYS3X6420	-	121
NSYPLA553G	-	142	NSYPLSP3636G	-	149	NSYS3X6625	-	121
NSYPLA554G	-	142	NSYPLSP3654G	-	149	NSYS3X7525	-	121
NSYPLA573G	-	142	NSYPLSP5454G	-	149	NSYS3X8625	-	121
NSYPLA574G	-	142	NSYPMA1827G	-	150	NSYS3X8830	-	121
NSYPLA7103G	-	142	NSYPMA2727G	-	150	NSYS50	-	86
NSYPLA7104G	-	142	NSYPMA2736G	-	150	NSYS70	-	86
NSYPLA7123G	-	142	NSYPMA2754G	-	150	NSYS95/100	-	86
NSYPLA7124G	-	142	NSYPMA3636G	-	150	NSYSBM151512	-	129
NSYPLA753G	-	142	NSYPMA3654G	-	150	NSYSBM15158	-	129
NSYPLA754G	-	142	NSYPMA3672G	-	150	NSYSBM152012	-	129
NSYPLA773G	-	142	NSYPMA5454G	-	150	NSYSBM15208	-	129
NSYPLA774G	-	142	NSYPMA5472G	-	150	NSYSBM153012	-	129
NSYPLM108G	-	139	NSYPMD1510	-	134	NSYSBM15308	-	129

TYPE	Article-No.	Page	TYPE	Article-No.	Page	TYPE	Article-No.	Page
NSYSBM154012	-	129	NSYSM16840P	-	125	NSYTBP241910H	-	154
NSYSBM15408	-	129	NSYSM1810402DP	-	125	NSYTBP241910HT	-	155
NSYSBM202012	-	129	NSYSM181040P	-	125	NSYTBP241912H	-	154
NSYSBM20208	-	129	NSYSM1810502DP	-	126	NSYTBP241912HT	-	155
NSYSBM203012	-	129	NSYSM1812402DP	-	126	NSYTBP24198	-	154
NSYSBM20308	-	129	NSYSM1812502DP	-	126	NSYTBP24198T	-	155
NSYSBM204012	-	129	NSYSM1816402DP	-	126	NSYTBP292412	-	154
NSYSBM20408	-	129	NSYSM1816502DP	-	126	NSYTBP292412H	-	154
NSYSBM205012	-	129	NSYSM18630P	-	125	NSYTBP292412HT	-	155
NSYSBM20508	-	129	NSYSM18640P	-	125	NSYTBP292412T	-	155
NSYSBM206012	-	129	NSYSM18650P	-	125	NSYTBP292416H	-	154
NSYSBM20608	-	129	NSYSM18830P	-	125	NSYTBP292416HT	-	155
NSYSBM208012	-	129	NSYSM18840P	-	125	NSYTBP29248	-	154
NSYSBM303012	-	129	NSYSM18850P	-	125	NSYTBP29248T	-	155
NSYSBM304012	-	129	NSYSM18860P	-	125	NSYTBP342912	-	154
NSYSBM305012	-	129	NSYSM2010402DP	-	126	NSYTBP342912T	-	155
NSYSBM306012	-	129	NSYSM2010502DP	-	126	NSYTBP342916H	-	154
NSYSBM308012	-	129	NSYSM2012402DP	-	126	NSYTBP342916HT	-	155
NSYSBM404012	-	129	NSYSM2012502DP	-	126	NSYTBP775	-	154
NSYSBM405012	-	129	NSYSM2012602DP	-	126	NSYTBP885	-	154
NSYSBM406012	-	129	NSYSM2016402DP	-	126	NSYTBBS11116	-	152
NSYSBM408012	-	129	NSYSM2016502DP	-	126	NSYTBBS1176	-	152
NSYSBMB203012	-	130	NSYSM2016602DP	-	126	NSYTBBS1397	-	152
NSYSBMB204012	-	130	NSYSM20630P	-	126	NSYTBBS1397T	-	153
NSYSBMB206012	-	130	NSYSM20640P	-	126	NSYTBBS16128	-	152
NSYSBMB208012	-	130	NSYSM20650P	-	126	NSYTBBS16128T	-	153
NSYSBMC153012	-	130	NSYSM20830P	-	126	NSYTBBS191210H	-	152
NSYSBMC154012	-	130	NSYSM20840P	-	126	NSYTBBS191210HT	-	153
NSYSBMC203012	-	130	NSYSM20850P	-	126	NSYTBBS19128	-	152
NSYSBMC204012	-	130	NSYSM20860P	-	126	NSYTBBS19128T	-	153
NSYSBMC206012	-	130	NSYSPP10100	-	127	NSYTBBS191610H	-	152
NSYSBMC208012	-	130	NSYSPP10200	-	128	NSYTBBS191610HT	-	153
NSYSBMC303012	-	130	NSYSPP12100	-	127	NSYTBBS19168	-	152
NSYSBMC304012	-	130	NSYSPP12200	-	128	NSYTBBS19168T	-	153
NSYSBMC306012	-	130	NSYSPP16100	-	127	NSYTBBS241910H	-	152
NSYSBMC308012	-	130	NSYSPP16200	-	128	NSYTBBS241910HT	-	153
NSYSBMC404012	-	130	NSYSPP3100	-	127	NSYTBBS241912H	-	152
NSYSBMC406012	-	130	NSYSPP3200	-	128	NSYTBBS241912HT	-	153
NSYSBMC408012	-	130	NSYSPP4100	-	127	NSYTBBS24198	-	152
NSYSDCR200	-	115	NSYSPP4200	-	128	NSYTBBS24198T	-	153
NSYSDCR250	-	115	NSYSPP6100	-	127	NSYTBBS292412	-	152
NSYSDCR300	-	115	NSYSPP6200	-	128	NSYTBBS292412H	-	152
NSYSDCR400	-	115	NSYSPP8100	-	127	NSYTBBS292412HT	-	153
NSYSFHS1*	-	126	NSYSPP8200	-	128	NSYTBBS292412T	-	153
NSYSM1210302DP	-	125	NSYSTDCSX	-	122	NSYTBBS292416H	-	152
NSYSM1212402DP	-	125	NSYSTDCXH	-	122	NSYTBBS292416HT	-	153
NSYSM12830P	-	125	NSYTBP11116	-	154	NSYTBBS29248	-	152
NSYSM1410402DP	-	125	NSYTBP1176	-	154	NSYTBBS29248T	-	153
NSYSM1412402DP	-	125	NSYTBP1397	-	154	NSYTBBS342912	-	152
NSYSM14630P	-	125	NSYTBP1397T	-	155	NSYTBBS342912T	-	153
NSYSM14640P	-	125	NSYTBP16128	-	154	NSYTBBS342916H	-	152
NSYSM14830P	-	125	NSYTBP16128T	-	155	NSYTBBS342916HT	-	153
NSYSM14840P	-	125	NSYTBP191210H	-	154	NSYTBBS775	-	152
NSYSM1610302DP	-	125	NSYTBP191210HT	-	155	NSYTBBS885	-	152
NSYSM1610402DP	-	125	NSYTBP19128	-	154	NSYTEL405ML	-	115
NSYSM1612302DP	-	125	NSYTBP19128T	-	155	NSYTL405PLM	-	141
NSYSM1612402DP	-	125	NSYTBP191610H	-	154	NSYTL405SML	-	115
NSYSM16630P	-	125	NSYTBP191610HT	-	155	NWS350	-	70
NSYSM16640P	-	125	NSYTBP19168	-	154	OFC400	-	146
NSYSM16830P	-	125	NSYTBP19168T	-	155	OFC4000	-	146

TYPE	Article-No.	Page	TYPE	Article-No.	Page	TYPE	Article-No.	Page
OFM14	-	138	PTC/SP	-	87	RAGN28	-	25
PB1	-	158	PTSK	-	181	RAGN32	-	25
PB2	-	158	PTSK2	-	181	RAGN35	-	25
PB3	-	158	PTSK3	-	182	RAGN40	-	25
PB4	-	158	PVBC15BK	172-00051	19	RAGN50	-	25
PB5	-	158	PVC100GN-YW	172-02045	17	RAMN12	-	25
PB6	-	158	PVC120GN-YW	172-02080	17	RAMN16	-	25
PB7	-	158	PVC160GN-YW	172-02083	17	RAMN20	-	25
PB8	-	158	PVC20BE	172-02054	17	RAMN22	-	25
PB9	-	158	PVC20BERL	172-02092	18	RAMN25	-	25
PBM325	-	136	PVC20BK	172-02057	17	RAMN32	-	25
PBM43	-	136	PVC20BN	172-02055	17	RFID-CRADLE-HF	151-01472	187
PBM44	-	136	PVC20BNRL	172-02091	18	RFID-DT22-HF	556-00702	188
PBM54	-	136	PVC20GN-YW	172-02012	17	RFID-HEXTAG-HG	151-01582	188
PBM64	-	136	PVC20GN-YWRL	172-02088	18	RFID-HS9BT-HF	556-00700	188
PBM65	-	136	PVC20GY	172-02066	17	RFID-HS9BT-LF	556-00701	188
PBM86	-	136	PVC30BE	172-02048	17	RS1	-	5
PBP325	-	137	PVC30BERL	172-02094	18	RT1 RACKATIERBK	-	58
PBP43	-	137	PVC30BK	172-02058	17	RX1100732	-	57
PBP44	-	137	PVC30BN	172-02047	17	RX1300732	-	57
PBP54	-	137	PVC30BNRL	172-02093	18	RX1500732	-	57
PBP64	-	137	PVC30GN-YW	172-02021	17	S1005	-	57
PBP65	-	137	PVC30GN-YWRL	172-02089	18	SACTC1	151-01571	13
PBP86	-	137	PVC30GY	172-02065	17	SACTC2	151-01572	13
PLG24	-	75	PVC40BE	172-02049	17	SC8B	-	54
PLG33	-	75	PVC40BERL	172-02096	18	SC8R	-	54
PLG35	-	74	PVC40BK	172-02056	17	SC8W	-	54
PLG36	-	74	PVC40BN	172-02050	17	SDP200	-	137
PLS10	-	183	PVC40BNRL	172-02095	18	SDP230	-	137
PMP/04	-	89	PVC40GN-YW	172-02029	17	SDP300	-	137
PMP/05	-	89	PVC40GN-YWRL	172-02090	18	SM15	-	36
PMP/06	-	89	PVC40GY	172-02051	17	SM16	-	36
PMP/07	-	89	PVC50BE	172-02052	17	SM18	-	36
PMP/08	-	89	PVC50BK	172-02067	17	SM19	-	36
PMP/13	-	89	PVC50BN	172-02053	17	SM20	-	36
PMP/42	-	89	PVC50GN-YW	172-02035	17	SM22	-	36
PMP01	-	89	PVC50GY	172-02064	17	SM25	-	36
POF06	-	89	PVC60GN-YW	172-02044	17	SM27	-	36
POF07	-	89	PVC80GN-YW	172-02069	17	SM29	-	36
POF08	-	89	PVCB100BK	172-00043	19	SM30	-	36
POF44	-	89	PVCB10BK	172-00227	19	SM32	-	36
PP1515	-	146	PVCB120BK	172-00048	19	SM38	-	36
PP215	-	146	PVCB130BK	172-00049	19	SM40	-	36
PP220	-	146	PVCB150BK	172-00052	19	SM45	-	36
PP315	-	146	PVCB200BK	172-00058	19	SM50	-	36
PP32	-	146	PVCB20BK	172-00055	19	SM51	-	36
PP33	-	146	PVCB250BK	172-00061	19	SM60	-	36
PP42	-	146	PVCB25BK	-	19	SM65	-	36
PP43	-	146	PVCB30BK	172-00064	19	SM75	-	36
PP44	-	146	PVCB40BK	172-00072	19	SM80	-	36
PP63	-	146	PVCB50BK	172-00076	19	SMCLIPBRL	539-00002	176
PP64	-	146	PVCB60BK	172-00080	19	SMCLIPLBN	539-00003	176
PP66	-	146	PVCB70BK	172-00084	19	SMCOLLARBR	539-00000	176
PP84	-	146	PVCB80BK	172-00087	19	SMCOLLARLBN	539-00001	176
PP86	-	146	PVCB90BK	172-00088	19	SO11	-	51
PT26689	-	48	RAGN10	-	25	SP150	-	119
PTC/10/10	-	87	RAGN12	-	25	SP200	-	119
PTC/2/10	-	87	RAGN16	-	25	SP250	-	119
PTC/4/10	-	87	RAGN22	-	25	SP300	-	119
PTC/6/10	-	87	RAGN25	-	25	SP400	-	119

TYPE	Article-No.	Page	TYPE	Article-No.	Page	TYPE	Article-No.	Page
SSCM8	151-01564	14	TS35F620X2M	-	93	XA10 - Quick Hitch	-	43
SSFC2516	151-01473	14	TS35S20X2M	-	93	XA17-38	-	43
SSNC11.0 BK	151-01608	15	TS-SM6	-	93	XA2 - Quick Hitch	-	43
SSNC11.0 WH	151-01609	15	TTAGMC11BEX100S	556-26501	184	XTALFA1000G	-	164
SSNC4.5 BK	151-01599	15	TTAGMC11BEX65S	556-26500	184	XTALFA1600BP	-	164
SSNC4.5 WH	151-01604	15	TTAGMC15BEX100S	556-26503	184	XTALFA1610BP	-	164
SSNC4.5TWIN BK	151-01602	15	TTAGMC15BEX65S	556-26502	184	XTALFA1624BPT	-	164
SSNC4.5TWIN WH	151-01606	15	TTC10	-	72	XTALFA2000G	-	164
SSSNC7.0 BK	151-01603	15	TTC6	-	72	XTALFA2300BP	-	164
SSSNC7.0 WE	151-01607	15	TTC8	-	72	XTALFA2310BP	-	164
SWA106	151-01581	11	UB100A-B	138-00000	3	XTALFA2324BPT	-	164
SWA46	151-01573	11	UB100A-N	138-00001	3	XTALFA2500BP	-	164
SWA53	151-01574	11	UB140A-B	138-00019	3	XTALFA2510BP	-	164
SWA56	151-01575	11	UB140A-N	138-00020	3	XTALFA2524BPT	-	164
SWA61	151-01576	11	UB150B-B	138-00044	3	XTALFA3000G	-	164
SWA65	151-01577	11	UB150B-N	138-00045	3	XTALFA3500BP	-	164
SWA72	151-01578	11	UB160C-B	138-00027	3	XTALFA3510BP	-	164
SWA83	151-01579	11	UB160C-N	138-00028	3	XTALFAA000G	-	164
SWA98	151-01580	11	UB19-B	151-00354	10	XTALFAA500BP	-	164
T120IPRN	-	180	UB19-N	151-00355	10	XTALFAA5010BP	-	164
T120RPRN	-	179	UB200A-B	138-00021	3	XTALFAA5024BPT	-	164
T18RSA	148-00001	8	UB200A-N	138-00022	3	XTSHT100W	-	165
T50RPRN	-	179	UB200B-B	138-00025	3	XTSHT25W	-	165
T50RPRN.N1904	-	178	UB200B-N	138-00026	3	XTSHT50W	-	165
T50RPRN.N9900	-	178	UB200C-B	138-00046	3	XTSHT75W	-	165
T50RPRN.N9901	-	178	UB200C-N	138-00047	3	XTTHR02	-	165
T50RPRN.N9902	-	178	UB250C-B	138-00006	3	XTTHV02	-	165
T50RPRN.N9903	-	178	UB250C-N	138-00007	3			
T50RPRN.NA921	-	178	UB270C-B	138-00034	3			
T50RPRN.NA922	-	178	UB270C-N	138-00033	3			
T50RPRN.NA923	-	178	UB28-B	151-00356	10			
T50RPRN.NL920	-	178	UB28-N	151-00357	10			
TE.50/0	-	88	UB300C-B	138-00008	3			
TE.10/0	-	88	UB300C-N	138-00009	3			
TE.10/D	-	88	UB385C-B	138-00050	3			
TE.16/0	-	88	UB385C-N	138-00051	3			
TE.16/D	-	88	UB385E-B	138-00012	3			
TE.4/D	-	88	UB385E-N	138-00013	3			
TE.50/D	-	88	UB540H-B	138-00014	3			
TE.6/0	-	88	UB540H-N	138-00043	3			
TE.6/D	-	88	UB760E-B	138-00041	3			
TEC.10/0	-	87	UB760E-N	138-00042	3			
TEC.6/0	-	87	VC1-1	-	166			
TEO.2	-	88	VC2-1	-	166			
TEO.4	-	88	VC2-2	-	166			
TEO.4/0	-	87	WCD01	-	40			
TJ1-3	518-00113	175	WELDY119.341	-	193			
TJ2-5	518-00125	175	WELDY119.342	391-00506	193			
TJ4-9	518-00149	175	WELDY119.343	391-00504	193			
TS1520X2M	-	93	WELDY119.344	391-00505	193			
TS15F10X1M	-	93	WELDY119.345	391-00508	193			
TS15F20X2M	-	93	WELDY119.346	391-00503	193			
TS3210X1M	-	93	WELDY119.347	391-00507	193			
TS3220X2M	-	93	WELDY119.348	-	193			
TS32F620X2M	-	93	WELDYPLUS110V119.995	391-00500	192			
TS3510X1M	-	93	WELDYPLUS 230V119.086	-	192			
TS3520X2M	-	93	WELDYPRO230V119.085	-	192			
TS35C20X2M	-	93	WPT230	126-00022	8			
TS35CF620X2M	-	93	XA014C	-	43			
TS35F610X1M	-	93	XA1	-	43			



1. Interpretation

1.1 In these Conditions:

"ACKNOWLEDGEMENT OF ORDER" shall mean the document by which the Seller or its authorised representative accepts the Order. "BUYER" shall mean the purchaser of the Goods from the Seller.

"BUYER'S SPECIFICATION" means any variation, modification or amendment to Seller's specification as requested by Buyer and agreed between the parties in accordance with clause 2.3 and/or as identified in the Acknowledgement of Order.

"CONDITIONS" means the terms and conditions of sale set out herein and includes any special terms and conditions included in the Acknowledgement of Order.

"CONTRACT" shall mean the contract for the sale and purchase of the Goods made pursuant to these Conditions.

"DELIVERY" shall mean delivery of the Goods or any part of them in accordance with clause 6.1 of these Conditions.

"DELIVERY DATE" shall mean the date or period for Delivery set out in an Acknowledgement of Order or which is otherwise agreed by the Seller and the Buyer.

"FORCE MAJEURE" shall mean any circumstances beyond the reasonable control of the Seller.

"GOODS" shall mean the goods which the Seller has agreed to supply to the Buyer pursuant to these Conditions.

"INFORMATION" shall mean any and all IPR, technical or commercial data, know-how, show-how, formulae, processes, designs, photographs, drawings, specifications, details of customers and suppliers, pricing information, samples, prototypes and other sensitive business information and any other information of a confidential nature together with any experimental or test data and results produced by the Seller as a result of it carrying out necessary tests for the purposes of performing the Contract which either directly or indirectly is disclosed by or on behalf of the Seller to the Buyer or to any person on behalf of the Buyer orally, in writing, by physical embodiment, by data transmission or in any other way.

"INTELLECTUAL PROPERTY RIGHTS" ("IPR") shall mean all patents, trade marks, service marks, design rights (whether patentable, registrable or otherwise), applications for any of the foregoing copyright, know-how, trade or business names, rights in databases, topography rights and other similar rights or obligations whether registrable or not in any country (including, but not limited to the United Kingdom).

"LOSS" shall mean all actions, claims, demands, losses (direct, indirect, consequential or otherwise), expenses, costs, actions and proceedings.

"ORDER" shall mean the Buyer's order for Goods.

"SELLER" shall mean HellermannTyton Ltd, a company registered in England and Wales under company number 05652018 and having its registered office at Griffin House, 135 High Street, Crawley, West Sussex, RH10 1DQ.

"SPECIFICATION" shall mean the description of the Goods set out in the Acknowledgement of Order pursuant to clause 3.4 including any variation, modification or amendment to specification as a consequence of Buyer's Specification and "Specification" and "Buyer's Specification" shall be construed accordingly.

1.2 Any reference in these Conditions to any provision of a statute shall be construed as a reference to that provision as amended re-enacted or extended at the relevant time.

1.3 The headings in these Conditions are for convenience only and shall not affect their interpretation.

1.4 In these Conditions "Incoterms" means the

international rules for the interpretation of trade terms of the International Chamber of Commerce 2010 as amended or republished from time to time (Incoterms® 2010). Unless the Contract otherwise requires any terms or expression which is defined in or given a particular meaning by the provisions of Incoterms shall have the same meaning in these Conditions, but if there is any conflict between the provisions of Incoterms and these Conditions the latter shall prevail.

2. Basis of Sale

2.1 These Conditions together with the Seller's Acknowledgement of Order apply to all Contracts between the Seller and the Buyer and shall prevail and be effective notwithstanding any variations or additions whether contained or referred to in the Buyer's order, or other document submitted by the Buyer including without limitation any standard conditions of purchase of the Buyer, acceptance of quotation or in correspondence or elsewhere, or implied by trade, custom, practice or course of dealing, and shall supersede all other and any prior promises, representations or undertakings.

2.2 Where the Buyer purchases Goods from the Seller which include electrical and electronic equipment (as defined by the Waste Electrical and Electronic Equipment Regulations 2006 as amended or re-enacted from time to time ("WEEE")), he does so on the understanding that he will, at his own expense, properly collect, treat, recover and dispose of it in an environmentally sound manner, or arrange for the proper collection, treatment, recovery and environmentally sound disposal of such electrical or electronic equipment in accordance with the requirements of WEEE. Further, the Buyer agrees that where the electrical and electronic equipment referred to above is intended to replace electrical or electronic equipment that was supplied to the Buyer prior to the 13 August 2005, it will be responsible for the environmentally sound collection, treatment, recovery and disposal of that electrical and electronic equipment being replaced and shall not ask the Seller to take it back in order to arrange the same.

2.3 No variation to these Conditions shall be binding unless agreed in writing by an authorised representative of the Seller.

2.4 The Seller's employees or agents are not authorised to make any representations or recommendations concerning the Goods unless confirmed by a duly authorised representative of the Seller in writing. In entering into the Contract the Buyer acknowledges that it does not rely on and waives any claim for breach of any such representations which are not so confirmed. For the avoidance of doubt, nothing herein contained shall be deemed to exclude the Seller's liability due to fraud or fraudulent misrepresentation.

2.5 Any typographical clerical or other error or omission in any sales literature quotation price list Acknowledgement of Order invoice or other documentation or information issued by the Seller shall be subject to correction without any liability on the part of the Seller.

3. Orders and Specifications

3.1 Every acceptance by the Buyer of any quotation given by the Seller shall be deemed an offer by the Buyer to purchase Goods from the Seller and will not be deemed to be accepted by the Seller until a duly authorised representative of the Seller has provided an Acknowledgement of Order in relation to such offer by the Buyer.

3.2 No Order submitted by the Buyer shall be deemed to be accepted by the Seller unless and until confirmed by an Acknowledgement of Order.

3.3 The Buyer shall be responsible to the Seller for ensuring the accuracy of the terms of any Order (including any applicable Specification or Buyer's Specification) submitted by the Buyer and for giving the Seller any necessary

information relating to the Goods within a sufficient time to enable the Seller to perform the Contract in accordance with its terms.

3.4 The quantity quality and description of and any Specification for the Goods shall be those set out in the Seller's Acknowledgement of Order.

3.5 If the Goods are to be manufactured by the Seller in accordance with the Buyer's Specification:

3.5.1 the Buyer shall indemnify the Seller against all Loss suffered by the Seller in connection with any claim by a third party that the manufacture and/or supply of the Goods to such Buyer Specification or instructions infringes the rights of any third party; and

3.5.2 the Buyer shall be responsible for supplying reliable and accurate information to the Seller (including, without limitation, drawings, plans and designs) to enable the Seller to manufacture the Goods to the Buyer's Specification. The Seller shall be entitled to assume that all information supplied by the Buyer is true, accurate, complete and fit for the purpose for which it is supplied and that the Seller can rely on the same. The Seller shall not be liable for any Loss or delay in Delivery of the Goods which directly or indirectly arises from the Buyer's failure to supply accurate information at all or on time.

3.6 The Seller reserves the right to make any changes in the Specification of the Goods which are required to conform with any applicable safety or other statutory requirements and/or where such changes do not materially affect the quality or performance of the Goods. For the avoidance of doubt and subject to clause 10.1, the Seller provides no implied warranties in relation to Goods supplied to the Buyer's Specification.

3.7 No Order which has been accepted by the Seller by an Acknowledgement of Order may be cancelled by the Buyer except with the agreement in writing of the Seller and on terms that the Buyer shall indemnify the Seller in full against all Loss incurred by the Seller as a result of cancellation.

4. Price of the Goods

4.1 The price shall be the price in the Acknowledgement of Order ("Price").

4.2 The Seller reserves the right by giving notice to the Buyer at any time before Delivery to increase the Price to reflect any increase in the cost to the Seller which is due to any factor beyond the control of the Seller (such as without limitation any foreign exchange fluctuation, currency regulation alteration of duties significant increase in the costs of labour materials or other costs of manufacture), any change in Delivery Dates quantities or Specifications for the Goods which is requested by the Buyer or any delay caused by any instructions of the Buyer or failure of the Buyer to give the Seller adequate information or instructions.

4.3 Except as otherwise stated in an Acknowledgement of Order all prices are given by the Seller for Delivery as defined in clause

6.1. Where the Seller agrees to deliver the Goods otherwise than as defined in clause 6.1 the Buyer shall be liable to pay the Seller's charges for transport packaging and insurance where requested.

4.4 The price is exclusive of any applicable value added tax (which will be applied in accordance with the legislation in force at the tax point date) and which the Buyer shall be additionally liable to pay to the Seller.

5. Terms of Payment

5.1 Subject to any special terms agreed in an Acknowledgement of Order the Seller shall be entitled to invoice the Buyer for the Price on Delivery immediately the Goods have been despatched, when they are ready for despatch but are prevented or delayed from being despatched due to Force Majeure or the day the



Goods are put out ready for collection (whichever event occurs the earliest).

5.2 The Buyer shall pay the Price without deduction within 30 days of the date of the Seller's invoice notwithstanding that Delivery may not have taken place and the property in the Goods has not passed to the Buyer. The time of payment of the Price shall be of the essence of the Contract. Receipts for payment will be issued only upon request.

5.3 If the Buyer fails to make any payment in accordance with clause 5.2 then without prejudice to any other right or remedy available to the Seller the Seller shall be entitled to:-

5.3.1 cancel the contract or suspend any Deliveries to the Buyer;

5.3.2 appropriate any payment made by the Buyer to such of the Goods (or the goods supplied under any other contract between the Buyer and the Seller) as the Seller may think fit (notwithstanding any purported appropriation by the Buyer);

5.3.3 charge the Buyer interest on the amount unpaid at the rate of 3 percent per annum above HSBC Bank base rate from time to time until payment in full is made (a part of a month being treated as a full month for the purpose of calculating interest); and

5.3.4 demand payment of all outstanding balances from the Buyer whether due or not and/or cancel all outstanding Orders and/or decline to make further Deliveries (under this or any other contract between the Buyer and the Seller) or provision of services.

5.4 Except where insolvency laws provide otherwise the Buyer shall not be entitled to withhold or set off payment for Goods for any reason whatsoever. All Goods for which payment has not been made in accordance with clause 5.2 and which are held by the Seller at its premises are so held at the Buyer's risk.

6. Delivery

6.1 Except as otherwise stated in an Acknowledgement of Order delivery shall take place when the Seller places the Goods at the disposal of the Buyer at the Seller's premises and not loaded on any collecting vehicle.

6.2 Any Delivery Date is approximate only. The Seller shall not be liable for any Loss arising from any failure to deliver the Goods on the Delivery Date howsoever caused. Time for delivery shall not be of the essence unless previously agreed by the Seller in writing. The Goods may be delivered by the Seller in advance of the quoted delivery date upon giving reasonable notice to the Buyer.

6.3 The Buyer shall not be entitled to change the Delivery Date without the prior written consent of a duly authorised representative of the Seller.

6.4 Where delivery of the Goods is to be made by the Seller, the Seller reserves the right to deliver up to 10 per cent more or 10 per cent less than the quantity ordered provided that there is a pro rata adjustment to the Price to reflect the Goods actually delivered and the quantity so delivered shall be deemed to be the quantity ordered. Goods delivered in excess of such tolerance may be rejected by the Buyer provided that it serves notice of rejection within 10 working days of Delivery.

6.5 Where the Goods are to be delivered in installments each delivery shall constitute a separate contract and failure by the Seller to deliver any one or more of the installments in accordance with these Conditions or any claim by the Buyer in respect of any one or more installments shall not entitle the Buyer to treat the Contract as a whole as repudiated.

6.6 Subject to clause 10.6 if the Seller fails to deliver the Goods for any reason other than Force Majeure or due to Buyer's fault and the Seller is accordingly liable to the Buyer, the Seller's only liability shall be limited to the excess (if any) of the cost to the Buyer (having used its best endeavours to replace the Goods

by purchasing them in the cheapest available market) of purchasing similar goods to replace those not delivered.

6.7 If the Buyer fails to take Delivery on the Delivery Date then without prejudice to any other right or remedy available to the Seller the Seller may:

6.7.1 store the Goods until actual delivery and charge the Buyer for the costs (including insurance) of storage; or

6.7.2 treat the Contract as repudiated by the Buyer and without prejudice to any other right it may have against the Buyer the Seller shall be entitled to resell the Goods and be indemnified by the Buyer for any Loss which it suffers.

7. Risk and Property

7.1 Risk of damage to or loss of the Goods shall pass to the Buyer on Delivery of the Goods;

7.2 Notwithstanding Delivery and the passing of risk in the Goods or any other provision of these Conditions the property in the Goods shall remain with the Seller until the Seller has received in cash or cleared funds payment in full of the Price and any other monies due to the Seller in respect of the Goods and all other goods agreed to be sold by the Seller to the Buyer for which payment is then due under the Contract or any other contract between the Seller and the Buyer (including without limitation costs of Delivery).

7.3 Until such time as the property in the Goods passes to the Buyer the Buyer shall hold the goods as the Seller's fiduciary agent and bailee and shall keep the Goods separate from those of the Buyer and third parties and properly stored protected and insured and identified as the Seller's property.

7.4 Until such time as the property in the Goods passes to the Buyer the Buyer shall be entitled to resell or use the Goods in the ordinary course of its business but shall account to the Seller for the proceeds of sale or otherwise of the Goods whether tangible or intangible including insurance proceeds and shall keep all such proceeds separate from any monies or property of the Buyer and third parties and in the case of tangible proceeds properly stored protected and insured.

7.5 If the Goods are prior to sale by the Buyer made up or incorporated in or mixed with other goods, then if they remain separately identifiable the Seller shall retain property and title thereof and if they do not remain separately identifiable the Seller shall become a joint owner of the goods in or which the Goods are incorporated or mixed in such proportion as the value of the Goods bears to the value of the Goods in which the Goods are so incorporated or mixed.

7.6 If the Buyer sells the Goods or the goods in which the Goods have been incorporated or mixed the sale shall be on behalf of the Seller as the joint owner thereof as the case may be and the proceeds of any such sale for the Seller's share thereof if the sale is of jointly owned property shall be held on trust for the Seller and in a separate identified account.

7.7 Until such time as the property in the Goods passes to the Buyer (and provided the Goods are still in existence and have not been resold) the Seller shall be entitled at any time to require the Buyer to deliver up the Goods to the Seller and if the Buyer fails to do so forthwith to enter the premises of the Buyer or any third party where the Goods are stored and take possession of any Goods in which property remains in the Seller and remove and dispose of them as the Seller thinks fit. The Seller shall apply the proceeds of disposal (after deduction of all expenses) in discharge of the amount unpaid by the Buyer.

7.8 The Buyer shall not be entitled to pledge or in any way charge by way of security for any indebtedness any of the Goods which remain the property of the Seller without the Seller's consent but if the Buyer does so all moneys

owing by the Buyer to the Seller shall (without prejudice to any other right or remedy of the Seller) forthwith become due and payable.

8. Confidentiality and IPR

8.1 The Buyer agrees and undertakes that it will keep confidential and will not disclose or use for any purpose (other than to perform its obligations under the Contract) any Information. Any Information supplied to the Buyer by the Seller shall at all times remain the property of the Seller. The Buyer shall not acquire any rights in the Information, which shall be returned to the Seller immediately upon request.

8.2 Unless otherwise agreed in writing all IPR in relation to the Goods including without limitation their method of manufacture shall vest in the Seller and remain the property of the Seller notwithstanding the purchase of the Goods by the Buyer and the Buyer undertakes to do all acts and/or enter into such agreements or deeds as the Seller shall require to vest any such IPR in the Seller.

8.3 Unless otherwise agreed in writing and notwithstanding that the Buyer may have contributed towards the costs of such items all tooling (and all IPR in relation to such tooling) produced or acquired by the Seller in relation to the manufacture of the Goods shall be and remain the property of the Seller.

9. Lien

9.1 In addition to any other right or lien to which the Seller may by law or pursuant to these Conditions be entitled, the Seller shall be entitled to a general lien on all the goods and the property of the Buyer in the Seller's possession and a right of sale of such goods and property at the Seller's sole discretion for any unpaid money due under the terms of the same or any other Contract between the Seller and the Buyer.

9.2 In addition and without prejudice to its other rights, the Seller shall have the right on fourteen days notice to the Buyer to put any goods or property over which it has a lien into a saleable state by any means whatsoever and (without prior notice to the Buyer) to sell such goods and shall be deemed the Buyer's agent for the purposes of effecting such sale. Out of the proceeds of the sale the Seller shall be entitled to retain a sum equivalent to all unpaid monies due to it from the Buyer as aforesaid together with the cost of putting the goods into a saleable state and the expenses of sale without prejudice to the Seller's right to recover the balance thereof from the Buyer.

10. Warranties and Liability

10.1 The Seller warrants that at Delivery the Goods will be free from defect in materials, workmanship and design (where designed by the Seller) provided that subject as aforesaid and expressly provided in these Conditions, and except where the Goods are sold to a person dealing as a consumer (within the meaning of the Unfair Contract Terms Act 1977) all warranties conditions or other terms implied by statute and/or common law are excluded to the fullest extent permitted by law.

10.2 Where the Goods are sold under a consumer transaction (as defined by the Consumer Transactions (Restrictions on Statements) Order 1976) the statutory rights of the Buyer are not affected by these Conditions.

10.3 Any specification or sample supplied by the Seller in any brochure, catalogue, estimate or quotation provided by Seller shall be approximate only and for information and guidance only and shall not form part of the Contract.

10.4 Any claim based upon the quality or condition of the Goods or any failure of the Goods to meet the Specification ("Claim") by the Buyer shall (whether or not delivery is refused by the Buyer) be notified to the Seller in writing within 7 days from the date of delivery or (where the defect or failure was not apparent on reasonable inspection) within one month after



discovery of the defect or failure. If delivery is not refused and the Buyer does not notify the Seller accordingly, the Buyer shall not be entitled to reject the Goods and the Seller shall have no liability in respect of such a Claim and the Buyer shall be bound to pay the Price as if the Goods had been delivered in accordance with the Contract. The Buyer shall not be entitled to make any Claim after the expiration of six months from the date of Delivery of the Goods.

10.5 Where any valid Claim in respect of any of the Goods is notified to the Seller in accordance with clause 10.4 the Seller shall be entitled to replace the Goods (or the part in question) free of charge or at the Seller's sole discretion refund to the Buyer the Price (or a proportionate part of the Price) but the Seller shall have no further liability to the Buyer and the Buyer shall have no other remedy.

10.6 The Seller shall have no liability to the Buyer in relation to non-delivery or short delivery of the Goods unless such non-delivery or short delivery is notified to the Seller in writing within fourteen days of the Delivery Date.

10.7 Where any valid Claim in respect of the Goods is notified to the Seller in accordance with clause 10.6 the Seller shall be entitled to deliver the Goods or the shortfall of the Goods, but the Buyer shall have no other remedy

10.8 Except in respect of death or personal injury caused by the Seller's negligence the Seller's total liability to the Buyer under these Conditions shall not exceed the total price of all Goods supplied hereunder.

10.9 The Seller shall have no liability to the Buyer under or arising out of or otherwise in connection with the Contract or the supply of Goods by the Seller to the Buyer and/or their use or resale by the Buyer in contract tort (including negligence or breach of statutory duty) or otherwise for loss of profit, business, contracts, revenues or anticipated savings or for any special indirect or consequential damage or loss of any nature or for the costs of recall of any Goods except as may otherwise be expressly provided for in these Conditions.

10.10 Notwithstanding any provision of these Conditions the Seller shall have no liability to the Buyer in respect of any defect in the quality of the Goods or the failure of the Goods to meet Specification where the defect or failure has arisen as a result of improper use, installation or storage of Goods or as a result of any act or omission of the Buyer (including but not limited to requiring Goods to be supplied to Buyer's Specification).

10.11 For the avoidance of doubt nothing herein contained shall be deemed to exclude or restrict the Seller's liability for death or personal injury arising due to the Seller's negligence.

10.12 Where any Claim is made under this clause 10 the Buyer grants the Seller or its agents the right to enter upon the Buyer's premises to inspect the Goods. Unless and until the Seller has been afforded an opportunity to examine the Goods no Claim will be accepted.

10.13 The Seller shall not be liable to the Buyer or be deemed to be in breach of the Contract by reason of any delay in performing or any failure to perform any of the Seller's obligations in relation to the Goods if the delay or failure was due to Buyer's fault or Force Majeure.

10.14 The Buyer shall indemnify the Seller against all Loss suffered by the Seller which arises as a result of the breach by the Buyer of any provision of the Contract or the negligence of the Buyer or any of its employees, agents or representatives.

11. Insolvency of Buyer

11.1 In the event that:

11.1.1 the Buyer makes any voluntary arrangement with its creditors or becomes subject to an administration order or (being an individual or firm) becomes bankrupt or (being a company) goes into liquidation (otherwise than

for the purposes of amalgamation or reconstruction);

11.1.2 an encumbrancer takes possession or a receiver or administrator is appointed of any of the property or assets of the Buyer;

11.1.3 the Buyer ceases or threatens to cease to carry on business;

11.1.4 the Seller reasonably apprehends that any of the events mentioned above is about to occur in relation to the Buyer and notifies the Buyer accordingly; or

11.1.5 if the Buyer's jurisdiction is not in England and Wales any events similar to those described in clauses 11.1.1 to 11.1.4 occur then without prejudice to any other right or remedy available to the Seller the Seller shall be entitled to suspend further performance of the Contract for such time as it shall in its absolute discretion see fit or treat the Contract as wrongfully repudiated by the Buyer and forthwith terminate the Contract (either with or without notice to the Buyer) without any liability to the Buyer and if the Goods have been delivered but not paid for the Price shall become immediately due and payable notwithstanding any previous agreement or arrangement to the contrary.

12. Export Terms

12.1 Where the Goods are supplied for export from the United Kingdom the provision of this clause 12 shall (subject to any special terms in the Acknowledgement of Order or otherwise agreed in writing between the Buyer and the Seller) apply notwithstanding any other provision of these Conditions.

12.2 The Buyer shall be responsible for complying with any legislation or regulations governing the importation of the Goods into the country of destination and for the payment of any duties thereon. In particular, if any licence or consent of any government or other authority shall be required for the acquisition, carriage or use of the Goods by the Buyer the Buyer shall obtain the same at its own expense and if necessary produce evidence of the same to the Seller on demand. Failure to do so shall not entitle the Buyer to withhold or delay payment of the Price. Any additional expenses or charges incurred by the Seller resulting from such failure shall be for the Buyer's account.

12.3 Unless otherwise agreed in writing between the Buyer and the Seller the Goods shall be delivered ex-works (Incoterms® 2010) and the Seller shall be under no obligation to give the Buyer notice under section 32(3) of the Sale of Goods Act 1979.

12.4 Notwithstanding clause 5.2 payment of all amounts due to the Seller shall be made by irrevocable letter of credit opened by the Buyer in favour of the Seller and confirmed by a bank in the United Kingdom acceptable to the Seller or if the Seller has agreed in writing on or before acceptance of the Buyer's order to waive this requirement for any other agreed method of payment

13. General

13.1 The Seller shall be entitled to assign or subcontract all or any of its rights and obligations hereunder. The Buyer shall not be entitled to assign, transfer, subcontract or otherwise delegate any of its rights or obligations hereunder.

13.2 Any notice required or permitted to be given by either party to the other under these Conditions shall be given in writing at its registered office or principal place of business or such other address as may be notified for such purpose to the party giving notice.

13.3 No waiver by the Seller of any breach of Contract or any provision herein by the Buyer shall be considered as a waiver of any subsequent breach of the same or any other provision.

13.4 If any provision of these Conditions is held by any competent authority to be invalid or unenforceable in whole or in part the validity of

the other provisions of these Conditions and the remainder of the provision in question shall not be affected thereby.


13.5 The parties hereto intend that no term of the Contract may be enforced by any person, entity or body that is not a party to the Contract.

13.6 The Contract shall be governed by the laws of England and Wales and the Buyer and the Seller hereby submit to the exclusive jurisdiction of the English Courts save with respect to enforcement where their jurisdiction shall be non-exclusive.

Rev: HTLsale/02. Valid on all Orders placed on or after 17 March 2015.

New Product Development

Can't find what your looking for..?



Why not contact our **New Product Development Team** who can assist in offering **Bespoke** and **Custom Made Solutions** for you!

0161 947 2249 solutions@hellermanntyton.co.uk

United Kingdom Main Distribution Centre

Cley Road, Kingswood Lakeside,
Cannock, Staffs. WS11 8AA.
Tel: +44 (0)1922 458151
Fax: +44 (0)1922 743053
E-mail: distribution@hellermanntyton.co.uk

Northern Ireland Distribution Centre

Units 1 & 2, Graham Industrial Park,
Dargan Crescent, Belfast. BT3 9JP.
Tel: +44 (0)2 890 775 005
Fax: +44 (0)2 890 781 456

Ireland

Unit 77, Cherry Orchard Industrial Estate,
Ballyfermot, Dublin 10, Ireland.
Tel: +44 (0)1 626 8267
Fax: +44 (0)1 626 8022
E-mail: sales@hellermanntyton.ie

Manchester

Sharston Green Business Park
1 Robeson Way, Altrincham Road,
Wythenshawe, Manchester. M22 4TY.
Tel: +44 (0) 161 947 2200
Fax: +44 (0) 161 947 2220
E-mail: sales@hellermanntyton.co.uk

Plymouth

International Medical & Technology Park,
William Prance Road, Plymouth. PL6 5WR.
Tel: +44 (0) 1752 701261
Fax: +44 (0) 1752 790058
E-mail: plymouthsales@hellermanntyton.co.uk



A world of solutions at your fingertips

Cable Management Solutions designed to meet your individual needs.



HellermannTyton is a global manufacturer offering more than 60,000 high-performance fastening, connecting, routing, protecting and identifying solutions to diverse markets.

Located in 34 countries, HellermannTyton draws upon its global resources and market position to develop tailored solutions that offer exceptional design, performance, quality and productivity improvements to the customer.

