

Standard terminal blocks

Compression clamp

DIN 1 - 3

Test connector : See Accessories section

End stop	th. 9 mm	BADL V0	0199 408.02
End stop	th. 9,1 mm	BAM	0103 002.26
Rail	35 x 7,5 x 1	PR30 prepunched	0173 220.05
Rail	35 x 15 x 2,3	PR4	0168 500.12
Rail	35 x 15 x 1,5	PR5 prepunched	0101 598.26
Rail	32 x 15 x 1,5	PR1Z2	0163 050.04

Other end stops and rails : See Accessories section

Characteristics

Wire size

		IEC	UL	CSA
		NFC DIN		
Compression	Solid wire	0,5-10 mm ²	24-8 AWG	24-8 AWG
End stop	Stranded wire	0,5-6 mm ²	24-8 AWG	24-8 AWG

Voltage

	800 V	600 V	600 V
Rated			
Pulse	8 kV		
Pollution degree	3		

Current

	41 A	50 A	55 A
Rated			

Wire size

Rated / Gauge	6 mm ² / A5	8 AWG	8 AWG
Wire stripping length	Recomm. Screwdriver	Recomm. torque	Protection
12 mm	4-5 mm	0,8-1 Nm	IP 20
.47"	.157"-.197"	7.1-8.9 lb.in.	NEMA 1

Notes

The use of some accessories may decrease the block's voltage rating. For more information, consult us.

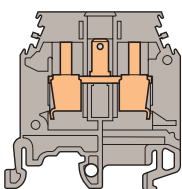
BJDP1 permits the interconnection with a terminal block series "M" spacing 16 mm.

BJDP3 permits the interconnection with a terminal block series "M" spacing 12 mm.

BJDP5 permits the interconnection with a terminal block series "M" spacing 10 mm.

M 6/8.2A.G

Spacing 8 mm - 0,05 (.315")

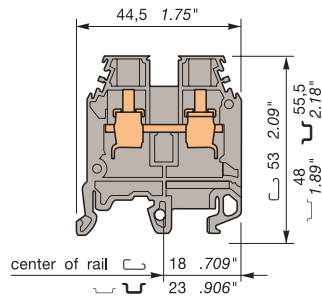


Grey 0115 672.24

Standard 8 mm block with a partition and a central quick-connect output for 2,8 x 0,8 mm series 110 tabs.

M 6/8...

Spacing 8 mm - 0,05 (.315")



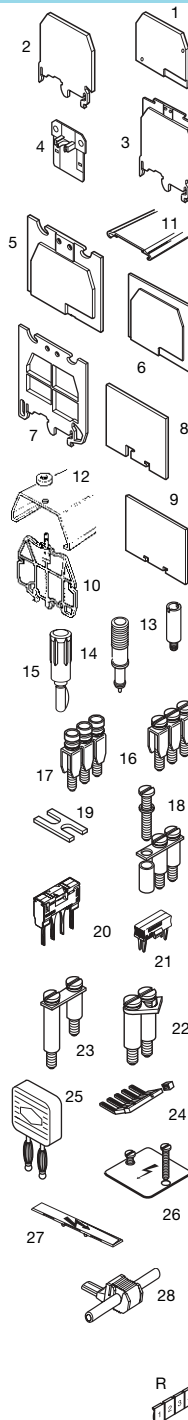
Standard 8 mm block.

0115 118.11

Color	Type	Part numbers
<i>Standard block</i>		
Grey	M 6/8	0115 118.11
Blue	M 6/8.N	0125 118.13
Orange	M 6/8	0105 004.22
Yellow	M 6/8	0105 118.20
Beige V0	M 6/8.V0	0195 118.12
Blue V0	M 6/8.N.V0	0199 003.27



Accessories



Type	Part numbers
1 End section	grey FEM6 th. 2,8 mm 0118 368.16 blue FEM6 th. 2,8 mm 0128 368.10 orange FEM6 th. 2,8 mm 0103 126.16 yellow FEM6 th. 2,8 mm 0103 062.21 green FEM6 th. 2,8 mm 0103 125.15 white FEM6 th. 2,8 mm 0103 312.20 beige FEM6 V0 V0 th. 2,8 mm 0198 368.17 blue FEM6 V0 V0 th. 2,8 mm 0199 302.07 yellow FEM6 V0 V0 th. 2,8 mm 0199 305.02
2 End section	grey FEM61 (3) th. 3,0 mm 0114 776.23
3 End section	grey FEM6C (3) th. 3,0 mm 0114 777.24
4 Separator end section	grey SCM6 th. 2,8 mm 0113 003.10 blue SCM6 th. 2,8 mm 0123 003.12 beige SCM6 V0 V0 th. 2,8 mm 0193 003.11
5 Separator end section	grey SCF6 th. 3,0 mm 0118 707.03 blue SCF6 th. 3,0 mm 0128 707.05 beige SCF6 V0 V0 th. 3,0 mm 0198 707.04
6 Separator end section	grey SCF61 th. 3,0 mm 0114 202.25
7 Separator end section	grey SCFM6 (3) th. 3,0 mm 0114 825.05
8 Separator end section	grey SCFEX1 (3) th. 2,4 mm 0103 619.04
9 Separator end section	grey SCFEX3 (3) th. 2,4 mm 0103 620.01
10 Separator end section (for cover CPV)	grey SCFCV1-2 th. 3,0 mm 0116 795.11 beige SCFCV1-2 V0 V0 th. 3,0 mm 0196 795.12
11 Protective cover	CPM (for FEM6C, SCF6(V0) and SCFM6) 0187 312.14
12 Protective cover	CPV1-2 (for SCFCV1-2...) 0176 816.12
13 Test socket	AL2 (1) DIA. 2 mm 0163 043.21 AL3 (1) DIA. 3 mm 0163 261.00 AL4 (1) DIA. 4 mm 0163 262.01
14 Test device	DCO orange 0173 060.00
15 Test plug	FC2 DIA. 2 mm 0007 865.26 FC4 DIA. 4 mm 0167 860.01
16 Assembled jumper bar	41 A BJM8 (1) 2 poles 0168 520.05 41 A BJM8 (1) 3 poles 0168 521.22 41 A BJM8 (1) 4 poles 0168 522.23 41 A BJM8 (1) 5 poles 0168 523.24 41 A BJM8 (1) 10 poles 0168 974.00
17 Assembled jumper bar (with IP20 protection)	41 A BJM18 (1) 2 poles 0176 669.16 41 A BJM18 (1) 3 poles 0176 670.13 41 A BJM18 (1) 4 poles 0176 671.00 41 A BJM18 (1) 5 poles 0176 672.01 41 A BJM18 (1) 10 poles 0176 673.02
18 Jumper bar not assembled (Post + washer + captive screw)	41 A BJS8 (1) 20 poles 0174 789.05 41 A EV6 0168 604.16
19 Connector plate	35 A EL6 0173 627.21
20 Screwless jumper bar orange IP 20	41 A BJE8.2 (4) 2 poles 0299 712.05 41 A BJE8.3 (4) 3 poles 0299 713.06 41 A BJE8.4 (4) 4 poles 0299 714.07 41 A BJE8.5 (4) 5 poles 0299 715.00 41 A BJE8.10 (4) 10 poles 0299 720.11
21 Jumper	BJB 0199 466.23
22 Pivoting jumper bar	BJP8 0174 448.07
23 Universal jumper bar	50 A BJDP1 (1)(2) spacing 8 <-> spacing 16 0179 623.03 70 A BJDP3 (1)(2) spacing 8 <-> spacing 12 0179 625.05 50 A BJDP5 (1)(2) spacing 8 <-> spacing 10 0174 782.26
24 Comb type jumper bar	50 A PC8 (4) 2 poles 0116 538.17 50 A PC8 (4) 10 poles 0163 313.24
25 Bridging plug	BP8.A4 0173 888.20
26 Protection label	EP6 3 blocks 0163 427.17 EP8 4 blocks 0163 428.20
Screw for protection label	VSP6 0163 433.15
27 Protection label	EPU6 0107 038.25
28 IDC jumper	AD2,5 0114 205.20

R See section on markers marking method (1) (2) (7)
 Note : (1) A circuit separator SC may be required with the use of these accessories. (2) See "Notes". (3) End sections and separators snapped on rails. (4) See section : "Accessories" for other configurations of poles.