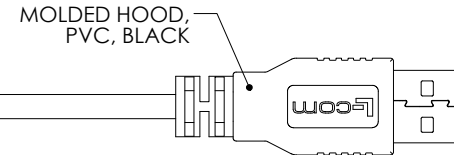
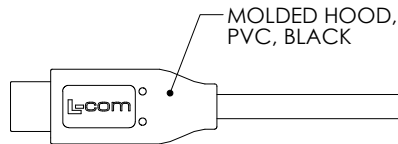
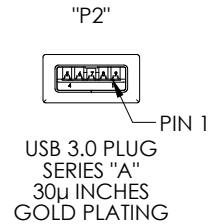
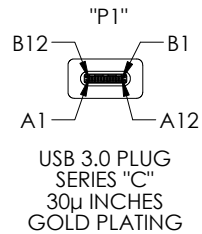
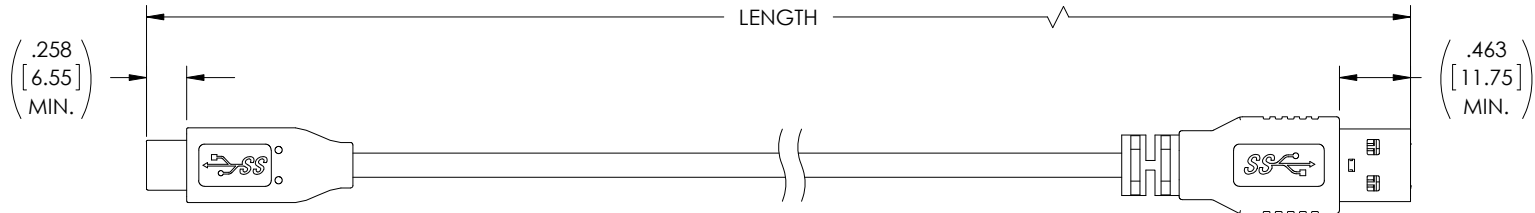


THE INFORMATION CONTAINED IN THIS DRAWING IS THE SOLE PROPERTY OF L-COM, INC. ANY REPRODUCTION IN PART OR WHOLE WITHOUT THE WRITTEN PERMISSION OF L-COM, INC. IS PROHIBITED.

REVISIONS			
REV	DESCRIPTION	DATE	APPROVED
A	INITIAL RELEASE	09/25/17	J.LABOY



- (1) 32AWG STRANDED (19X44) TINNED COPPER TWISTED PAIR
- (2) 32AWG SHIELDED STRANDED (19X44) TINNED COPPER TWISTED PAIR WITH DRAIN WIRE
- (2) 26AWG STRANDED (30X40) TINNED COPPER CONDUCTORS
- OVERALL ALUMINUM/POLYESTER SHIELD PLUS TINNED COPPER BRAID SHIELD
- JACKET: PVC, BLACK (NOM. DIA. .165[4.2])

WIRE MAP					
"P1"	SIGNAL NAME	CONDUCTOR	"P2"	SIGNAL NAME	COLOR
A1,B1,A12,B12	GND	INDV.	4	GND	BLACK
A4,B4,A9,B9	VBUS	SHIELDED PAIR DRAIN 1, DRAIN 2	7	GND_DRAIN	N/A
A5	CC	INDV.	1	VBUS	RED
B5	VCONN			N/C	
A6	Dp1	UNSHIELDED PAIR	3	D+	GREEN
A7	Dn1		2	D-	WHITE
A2	SSTXp1	SHIELDED PAIR 1	6	StdA_SSRX+	YELLOW
A3	SSTXn1		5	StdA_SSRX-	BLUE
B11	SSRXp1	SHIELDED PAIR 2	9	StdA_SSTX+	ORANGE
B10	SSRXn1		8	StdA_SSTX-	PURPLE
SHELL	SHIELD	BRAID	SHELL	SHIELD	N/A



PART NUMBER	LENGTH METERS [FEET]
U3A00015-03M	0.3 [.98]
U3A00015-05M	0.5 [1.64]
U3A00015-075M	0.75 [2.46]
U3A00015-1M	1.0 [3.28]

NOTES:

- CABLE IS RATED FOR 10,000 BEND CYCLES, MINIMUM
- CABLE ASSEMBLY SHALL HAVE 360° SHIELD TERMINATION.
- CABLE ASSEMBLY SHALL BE TESTED FOR CONTINUITY.
- L-COM LOGO AND USB ICON MAY BE ON ANY SIDE OF THE OVERMOLD FOR USB SERIES "C" END.
- CABLE ASSEMBLY SHALL BE INDIVIDUALLY PACKAGED IN ACCORDANCE WITH L-COM SPECIFICATION PS-0031.

REGULATORY COMPLIANCE:
CE2011/65/EU(RoHS DIRECTIVE)

UNLESS OTHERWISE SPECIFIED, DIMENSIONS ARE IN INCHES [mm] OVERALL CABLE LENGTH TOLERANCE: ≤12 [305] = +1 [25] / -0 >12 [305] ≤60 [1524] = +2 [51] / -0 >60 [1524] ≤120 [3048] = +4 [102] / -0 >120 [3048] ≤300 [7620] = +6 [152] / -0 >300 [7620] = +5% / -0% ALL OTHER DIMENSIONAL TOLERANCES: .X = ± .2 [5.08] .XX = ± .02 [51] .XXX = ±.005 [1.27]	APPROVALS DRAWN BY S.LI CHECKED BY B.ZHANG APPROVED BY S.PAN	DATE 08/14/17 08/14/17 08/14/17
	CONFIGURATION DETAILS OF UNDIMENSIONED FEATURES MAY VARY	
	COLOR VARIATIONS MAY OCCUR	
	PROJECTION 	

		50 HIGH STREET NORTH ANDOVER, MA 01845	
CATEGORY USB		PRODUCT DESCRIPTION CA,USB3.0 C/A HI-FLEX	
SIZE A	FSCM NO. 43321	DWG. NO. U3A00015	REV. A
SCALE: NONE		CAD FILE: U3A00015.SLDDRW	
SHEET 1 OF 1			SHEET 1 OF 1