

1-747943-6 ✓ ACTIVE

AMPLIMITE | AMPLIMITE HDE

TE Internal #: 1-747943-6

AMPLIMITE HDE, IDC D-Sub Connectors, Receptacle, 26 – 22AWG


Solid Wire Size, .13 – .32mm² Solid Wire Size, Shielded, Cable-to-

Cable, 9 Position

[View on TE.com >](#)



Connectors > D-Shaped Connectors > D-Sub Connectors > IDC D-Sub Connectors > IDC D-Sub: Receptacle Kit, Wire to Wire, Signal, 2.74 mm



Connector & Housing Type: **Receptacle**

Solid Wire Size: **.13 – .32 mm²**

Shielded: **Yes**

Connector System: **Cable-to-Cable**

[All IDC D-Sub: Receptacle Kit, Wire to Wire, Signal, 2.74 mm \(11\)](#)

Features

Product Type Features

Grade	Standard
Grounding Indents	Without
Enclosure Material	PVC
Shell Type	Front Metal Shell
Connector & Housing Type	Receptacle
Connector System	Cable-to-Cable
Connector Product Type	Connector Kit
D-Sub Shell Size	1
Sealable	No
Connector & Contact Terminates To	Wire & Cable

Configuration Features

Pre-Assembled	No
Number of Positions	9



Number of Rows	2
Compatible With Wire & Cable Type	Discrete Wire, Round Jacketed Cable

Body Features

Shield Material	Steel
Color	Black
Shell Material	Steel
Insert Material	Thermoplastic
Shell Plating Material	Tin
Shield Plating Material	Tin

Contact Features

Contact Type	Socket
Contact Mating Area Plating Thickness	.76 μm [30 μin]
Contact Mating Area Plating Material	Gold
Contact Underplating Material	Nickel
PCB Contact Termination Area Plating Material	Tin
Contact Base Material	Phosphor Bronze
D-Sub Contact Size	20
Contact Current Rating (Max)	5 A

Termination Features

Termination Method to Wire & Cable	Insulation Displacement Crimp (IDC)
------------------------------------	-------------------------------------

Mechanical Attachment

Mating Connector Lock	With
Mounting Angle	Straight
Mating Connector Lock Type	Jackscrews
Jackscrew Material	Zinc Alloy
Wire Insulation Support	With
PCB Mount Retention Type	None
Screw & Hole Thread Size	4-40
Connector Mounting Type	Cable Mount (Free-Hanging)

Housing Features

Enclosure	With
Centerline (Pitch)	2.77 mm[.109 in]

Dimensions

Cable Outside Diameter	4.83 – 9.53 mm [.19 – .375 in]
Cable Insulation Diameter Range	4.83 – 9.53 mm [.19 – .375 in]
Accepts Cable Diameter (Max)	9.53 mm [.375 in]
Accepts Wire Insulation Diameter Range	1.52 mm [.06 in]
Solid Wire Size	.13 – .32 mm ²
Wire Size	.15 – .4 mm ²

Usage Conditions

Operating Temperature Range	-55 – 105 °C [-67 – 221 °F]
-----------------------------	-----------------------------

Operation/Application

Shielded	Yes
Circuit Application	Signal

Industry Standards

Insert Flammability Rating	UL 94V-0
----------------------------	----------

Packaging Features

Packaging Method	Package
Packaging Quantity	1

Other

Comment	Maximum cable diameter after jacket and braid removed., There is a maximum Cable O.D. of 9.02 [.355] for Shielding Enclosure Expansion Tool 58241-4.
---------	--

Product Compliance

[For compliance documentation, visit the product page on TE.com>](#)

EU RoHS Directive 2011/65/EU	Compliant
EU ELV Directive 2000/53/EC	Not Yet Reviewed
China RoHS 2 Directive MIIT Order No 32, 2016	No Restricted Materials Above Threshold
EU REACH Regulation (EC) No. 1907/2006	Current ECHA Candidate List: JAN 2021 (211) Candidate List Declared Against: JAN 2021 (211) Does not contain REACH SVHC
Halogen Content	Not Low Halogen - contains Br or Cl > 900 ppm.

Solder Process Capability

Not applicable for solder process capability

Product Compliance Disclaimer

This information is provided based on reasonable inquiry of our suppliers and represents our current actual knowledge based on the information they provided. This information is subject to change. The part numbers that TE has identified as EU RoHS compliant have a maximum concentration of 0.1% by weight in homogenous materials for lead, hexavalent chromium, mercury, PBB, PBDE, DBP, BBP, DEHP, DIBP, and 0.01% for cadmium, or qualify for an exemption to these limits as defined in the Annexes of Directive 2011/65/EU (RoHS2). Finished electrical and electronic equipment products will be CE marked as required by Directive 2011/65/EU. Components may not be CE marked. Additionally, the part numbers that TE has identified as EU ELV compliant have a maximum concentration of 0.1% by weight in homogenous materials for lead, hexavalent chromium, and mercury, and 0.01% for cadmium, or qualify for an exemption to these limits as defined in the Annexes of Directive 2000/53/EC (ELV). Regarding the REACH Regulation, the information TE provides on SVHC in articles for this part number is based on the latest European Chemicals Agency (ECHA) 'Guidance on requirements for substances in articles' posted at this URL: <https://echa.europa.eu/guidance-documents/guidance-on-reach>

Compatible Parts



TE Part # CAT-AM7-248H3
IDC D-Sub: Plug Assembly, Wire to Wire, Signal, 2.77 mm



TE Part # CAT-023-DPARS1274
D-Sub Plug Assembly: Standard, Right Angle, Shell Size 1, 2.74mm



TE Part # CAT-025-DPAVS1274
D-Sub Plug Assembly: Standard, Vertical, Shell Size 1, 2.74mm



TE Part # CAT-AM7-H3
IDC D-Sub: Plug Assembly, Low Profile, Signal, 2.77 mm



TE Part # CAT-AM7-248H4
IDC D-Sub: Connector Kit, Plug, Wire to Wire, Signal, 2.77 mm



TE Part # 5745351-2
09 PLUG RA/MS STD



TE Part # 747931-1
HDE SHLDG ENCLSUR, SZ 1, W/HOLES



TE Part # 608868-1
HDE HT PKG FOR SUB D



TE Part # 5-827189-3
9P HD-20 ST STECK



TE Part # 543426-1
TERMINATION TOOL S/A, HDE



TE Part # 543426-2
TERMINATION TOOL S/A, HDE




TE Part # 7-338309-2
9P.HDP20 PLUG ASSY

Also in the Series | **AMPLIMITE HDE**



Crimp D-Sub Connectors(1)



D-Sub Connector Contacts(13)



IDC D-Sub Connectors(83)



Insertion & Extraction Tools(2)

Customers Also Bought



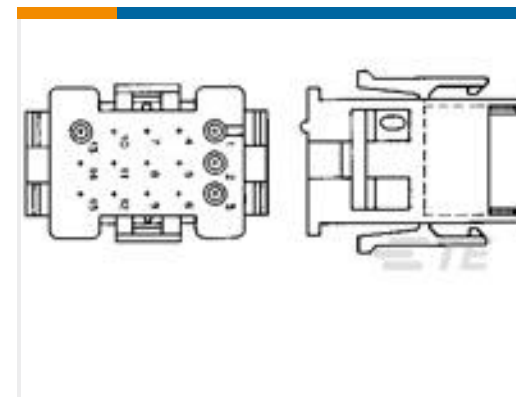
TE Part #1-747944-6
IDC D-Sub: Connector Kit, Plug, Wire to Wire, Signal, 2.77 mm



TE Part #1658648-1
D-Sub Crimp: Plug, Signal, 25 Posn, Pin Size 20, Shell Size 3



TE Part #2-1419106-1
27E489=SOCKET,K10,8,OC.187,NYL



TE Part #1-640512-0
12P MR II CAP HSG V0 RED



TE Part #193846-1
SKT ASSY.



TE Part #1757830-2
AMPLIMITE,RCPT ASY,POSTD,109,ZN, 2



TE Part #MS3476L10-6P
CONN FREE PLUG

Documents

Product Drawings

[KIT,RCPT,9P,HDE,SHLD ENCLSRE](#)

English

CAD Files

[3D PDF](#)

3D

Customer View Model

[ENG_CVM_CVM_1-747943-6_N.2d_dxf.zip](#)

English

Customer View Model

[ENG_CVM_CVM_1-747943-6_N.3d_igs.zip](#)

English

Customer View Model

[ENG_CVM_CVM_1-747943-6_N.3d_stp.zip](#)

English

By downloading the CAD file I accept and agree to the [Terms and Conditions](#) of use.



Datasheets & Catalog Pages

[AMPLIMITE Subminiature D Connectors - Cable Connectors](#)

English

[AMPLIMITE Cable Connectors and Shielding Hardware Kits QRG](#)

English

Product Specifications

[Application Specification](#)

English

[Application Specification](#)

English

Product Environmental Compliance

[Product Compliance](#)

English

[Product Compliance](#)

English

Instruction Sheets

[Instruction Sheet \(U.S.\)](#)

English

[Instruction Sheet \(U.S.\)](#)

English

Agency Approvals

[UL Report](#)

English

[UL Report](#)

English