

Printed-circuit board connector - FK-MC 0,5/ 7-ST-2,5 - 1881370

Please be informed that the data shown in this PDF Document is generated from our Online Catalog. Please find the complete data in the user's documentation. Our General Terms of Use for Downloads are valid (<http://phoenixcontact.com/download>)

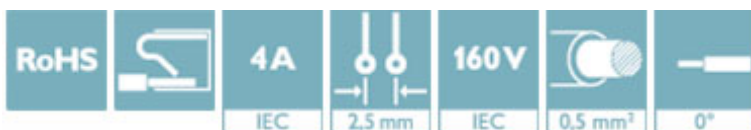
Plug component, nominal current: 4 A, rated voltage (III/2): 160 V, number of positions: 7, pitch: 2.5 mm, connection method: Push-in spring connection, Color: green, contact surface: Tin




The figure shows a 10-position version of the product

Why buy this product

- Time saving push-in connection, tools not required
- Defined contact force ensures that contact remains stable over the long term
- Intuitive use through colour coded actuation lever
- Operation and conductor connection from one direction enable integration into front of device
- Quick and convenient testing using integrated test option



Key Commercial Data

Packing unit	50 STK
Minimum order quantity	50 STK
GTIN	 4 017918 156626
GTIN	4017918156626
Weight per Piece (excluding packing)	4.180 g
Custom tariff number	85366990
Country of origin	Germany

Technical data

Dimensions

Length [l]	19.05 mm
Width [w]	18.1 mm
Height [h]	11.75 mm
Pitch	2.5 mm
Dimension a	15 mm

General

Printed-circuit board connector - FK-MC 0,5/ 7-ST-2,5 - 1881370

Technical data

General

Range of articles	FK-MC 0,5/..-ST
Insulating material group	I
Rated surge voltage (III/3)	1.5 kV
Rated surge voltage (III/2)	2.5 kV
Rated surge voltage (II/2)	2.5 kV
Rated voltage (III/2)	160 V
Rated voltage (II/2)	320 V
Connection in acc. with standard	EN-VDE
Nominal current I _N	4 A
Nominal voltage U _N	100 V
Nominal cross section	0.5 mm ²
Insulating material	PA
Flammability rating according to UL 94	V0
Stripping length	8 mm
Number of positions	7

Connection data

Conductor cross section solid min.	0.2 mm ²
Conductor cross section solid max.	0.5 mm ²
Conductor cross section flexible min.	0.2 mm ²
Conductor cross section flexible max.	0.5 mm ²
Conductor cross section flexible, with ferrule without plastic sleeve min.	0.25 mm ²
Conductor cross section flexible, with ferrule without plastic sleeve max.	0.5 mm ²
Conductor cross section AWG min.	26
Conductor cross section AWG max.	20
Minimum AWG according to UL/CUL	28
Maximum AWG according to UL/CUL	20

Standards and Regulations

Connection in acc. with standard	EN-VDE
	CUL
Flammability rating according to UL 94	V0

Ambient conditions

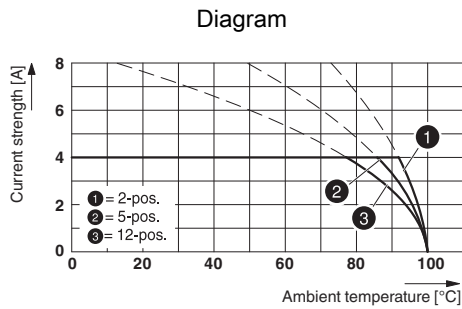
Ambient temperature (storage/transport)	-40 °C ... 70 °C
Ambient temperature (assembly)	-5 °C ... 100 °C
Ambient temperature (operation)	-40 °C (dependent on the derating curve)

Environmental Product Compliance

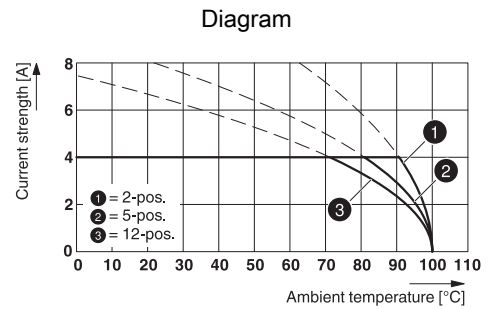
China RoHS	Environmentally friendly use period: unlimited = EFUP-e
	No hazardous substances above threshold values

Drawings

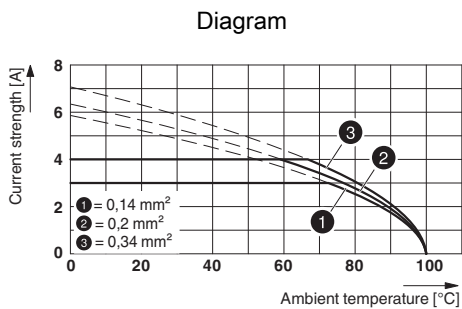
Printed-circuit board connector - FK-MC 0,5/ 7-ST-2,5 - 1881370



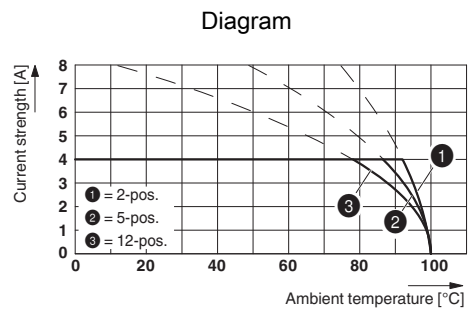
Type: FK-MC 0,5/...-ST-2,5 with MC 0,5/...-G-2,5



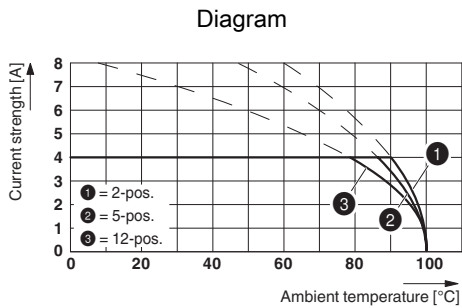
Type: FK-MC 0,5/...-ST-2,5 with MCD 0,5/...-G1-2,5 HT BK



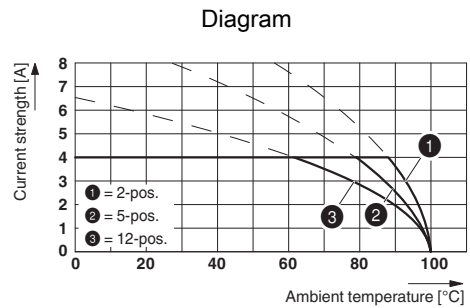
Type: FK-MC 0,5/...-ST-2,5 with MC 0,5/...-G-2,5



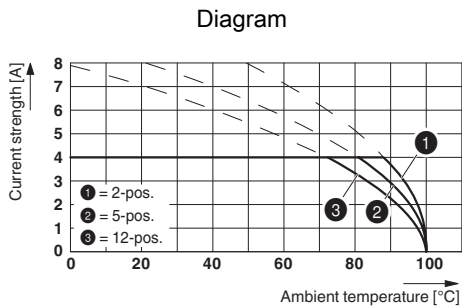
Type: FK-MC 0,5/...-ST-2,5 with MCV 0,5/...-G-2,5 THT



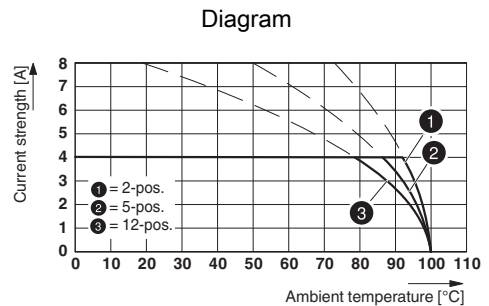
Type: FK-MC 0,5/...-ST-2,5 with MC 0,5/...-G-2,5 THT



Type: FK-MC 0,5/...-ST-2,5 with MCD 0,5/...-G1-2,5



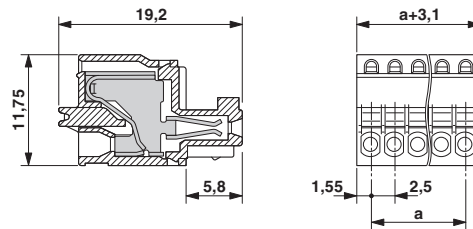
Type: FK-MC 0,5/...-ST-2,5 with MCDV 0,5/...-G1-2,5



Type: FK-MC 0,5/...-ST-2,5 with MCV 0,5/...-G-2,5

Printed-circuit board connector - FK-MC 0,5/ 7-ST-2,5 - 1881370

Dimensional drawing



Classifications

eCl@ss

eCl@ss 4.0	272607xx
eCl@ss 4.1	27260701
eCl@ss 5.0	27260701
eCl@ss 5.1	27260701
eCl@ss 6.0	27260704
eCl@ss 7.0	27440402
eCl@ss 8.0	27440309
eCl@ss 9.0	27440309

ETIM

ETIM 3.0	EC001121
ETIM 4.0	EC002638
ETIM 5.0	EC002638
ETIM 6.0	EC002638

UNSPSC

UNSPSC 6.01	30211810
UNSPSC 7.0901	39121409
UNSPSC 11	39121409
UNSPSC 12.01	39121409
UNSPSC 13.2	39121409

Approvals

Approvals

Approvals


UL Recognized / VDE Gutachten mit Fertigungsüberwachung / cUL Recognized / IECCE CB Scheme / CCA / EAC / cULus Recognized


Ex Approvals


Printed-circuit board connector - FK-MC 0,5/ 7-ST-2,5 - 1881370


Approvals

Approval details

UL Recognized		http://database.ul.com/cgi-bin/XYV/template/LISEXT/1FRAME/index.htm	FILE E 60425
			B
mm ² /AWG/kcmil			28-20
Nominal current I _N			4 A
Nominal voltage U _N			125 V

VDE Gutachten mit Fertigungsüberwachung		http://www.vde.com/en/Institute/OnlineService/VDE-approved-products/Pages/Online-Search.aspx	40013394
mm ² /AWG/kcmil			0.2-0.5
Nominal current I _N			4 A
Nominal voltage U _N			100 V


cUL Recognized		http://database.ul.com/cgi-bin/XYV/template/LISEXT/1FRAME/index.htm	FILE E 60425
			B
mm ² /AWG/kcmil			28-20
Nominal current I _N			4 A
Nominal voltage U _N			125 V


IECEE CB Scheme		http://www.iecee.org/	DE1-56068-B1B2
mm ² /AWG/kcmil			0.2-0.5
Nominal current I _N			4 A
Nominal voltage U _N			100 V

CCA			CCA/ DE1 34250
mm ² /AWG/kcmil			0.2-0.5
Nominal current I _N			4 A
Nominal voltage U _N			100 V

Printed-circuit board connector - FK-MC 0,5/ 7-ST-2,5 - 1881370

Approvals

EAC		B.01742
-----	---	---------

cULus Recognized		http://database.ul.com/cgi-bin/XYV/template/LISEXT/1FRAME/index.htm
------------------	---	---

Accessories

Accessories

Crimping tool

Crimping pliers - CRIMPFOX 6 - 1212034



Crimping pliers, for ferrules without insulating collar according to DIN 46228 Part 1 and ferrules with insulating collar according to DIN 46228 Part 4, 0.25 mm² ... 6.0 mm², lateral entry, trapezoidal crimp

Labeled terminal marker

Marker card - SK 2,54/2,8:FORTL.ZAHLEN - 0804853



Marker card, Card, white, labeled, Horizontal: Consecutive numbers 1 - 10, 11 - 20, etc. up to 91 - 99, Mounting type: adhesive, for terminal block width: 2.54 mm, Lettering field: 2.54 x 2.8 mm

Screwdriver tools

Screwdriver - SZS 0,4X2,0 - 1205202



Micro screwdriver, bladed, size: 0.4 x 2.0 x 60 mm, 2-component grip, with non-slip grip and twist cap

Additional products

Printed-circuit board connector - FK-MC 0,5/ 7-ST-2,5 - 1881370

Accessories

Base strip - MC 0,5/ 7-G-2,5 - 1881493



Header, nominal current: 4 A, rated voltage (III/2): 160 V, number of positions: 7, pitch: 2.5 mm, Color: green, contact surface: Tin, mounting: Wave soldering

Base strip - MCV 0,5/ 7-G-2,5 - 1881600



Header, nominal current: 4 A, rated voltage (III/2): 160 V, number of positions: 7, pitch: 2.5 mm, Color: green, contact surface: Tin, mounting: Wave soldering

Base strip - MCD 0,5/ 7-G1-2,5 - 1894859



Header, nominal current: 4 A, rated voltage (III/2): 160 V, number of positions: 7, pitch: 2.5 mm, Color: green, contact surface: Tin, mounting: Wave soldering

Base strip - MCDV 0,5/ 7-G1-2,5 - 1894969



Header, nominal current: 4 A, rated voltage (III/2): 160 V, number of positions: 7, pitch: 2.5 mm, Color: green, contact surface: Tin, mounting: Wave soldering

Printed-circuit board connector - MCD 0,5/ 7-G1-2,5 HT BK - 1961193



Header, nominal current: 4 A, rated voltage (III/2): 160 V, number of positions: 7, pitch: 2.5 mm, Color: black, contact surface: Tin, mounting: THR soldering, Standard component made of highly temperature resistant plastic; suitable for reflow process. User information and design recommendations on Through Hole Reflow Technology can be found at "Downloads".

Printed-circuit board connector - FK-MC 0,5/ 7-ST-2,5 - 1881370

Accessories

Printed-circuit board connector - MCDV 0,5/ 7-G1-2,5 HT BK - 1961290



Header, nominal current: 4 A, rated voltage (III/2): 160 V, number of positions: 7, pitch: 2.5 mm, Color: black, contact surface: Tin, mounting: THR soldering, Standard component made of highly temperature resistant plastic; suitable for reflow process. User information and design recommendations on Through Hole Reflow Technology can be found at: "Downloads".

Printed-circuit board connector - MC 0,5/ 7-G-2,5 THT - 1963476



Header, nominal current: 4 A, rated voltage (III/2): 160 V, number of positions: 7, pitch: 2.5 mm, Color: black, contact surface: Tin, mounting: THR soldering, User information and design recommendations for through hole reflow technology can be found under "Downloads"

Base strip - MCV 0,5/ 7-G-2,5 THT - 1963586



Header, nominal current: 4 A, rated voltage (III/2): 160 V, number of positions: 7, pitch: 2.5 mm, Color: black, contact surface: Tin, mounting: THR soldering, User information and design recommendations for through hole reflow technology can be found under "Downloads"

Printed-circuit board connector - MC 0,5/ 7-G-2,5 THT R44 - 1963696



Header, nominal current: 4 A, rated voltage (III/2): 160 V, number of positions: 7, pitch: 2.5 mm, Color: black, contact surface: Tin, mounting: THR soldering, User information and design recommendations for through hole reflow technology can be found under "Downloads"

Base strip - MCV 0,5/ 7-G-2,5 THT R44 - 1963803



Header, nominal current: 4 A, rated voltage (III/2): 160 V, number of positions: 7, pitch: 2.5 mm, Color: black, contact surface: Tin, mounting: THR soldering, User information and design recommendations on Through Hole Reflow Technology can be found at: "Downloads"