

NOTES:

1. MATERIAL AND FINISH (PLATING THICKNESS IN MICRO-INCHES):

BODY - BRASS, ALBALOY PLATING
 CONTACT PIN - BRASS, GOLD PLATING
 INSULATOR - PTFE, NATURAL

2. ELECTRICAL:

A. IMPEDANCE: 50 OHM
 B. FREQUENCY RANGE: DC- 6 GHz
 C. VSWR: 1.2 MAX. @ DC- 4 GHz
 D. INSULATION RESISTANCE: 5000 OHM MIN.
 E. INSERTION LOSS : <0.3 dB TO <0.7dB @ DC - 4 GHz
 F. DIELECTRIC WITHSTANDING VOLTAGE: 2500 VRMS. MIN

3. MECHANICAL:

A. MATING CYCLES: 500 MIN.
 B. TEMPERATURE RANGE: -65°C TO +165°C

4. RECOMMENDED CABLE ASSEMBLY INSTRUCTIONS:

A. TRIM CABLE AS SHOWN.
 B. SLIDE FERRULE & SPACER ONTO CABLE.
 C. INSERT CABLE WITH FOIL ENTERING CONNECTOR AND BRAID OVER KNURL.
 D. SOLDER CABLE CENTER CONDUCTOR TO CONTACT.
 E. CRIMP USING TOOL 227-944, DIE 227-1221-13(.255 HEX).
 F. THREAD CAP INTO BODY

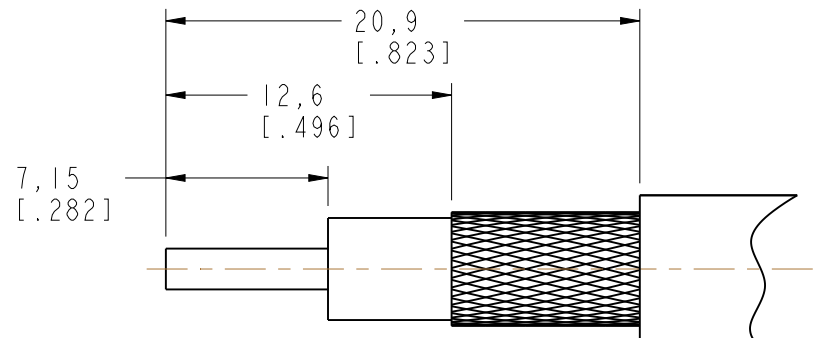
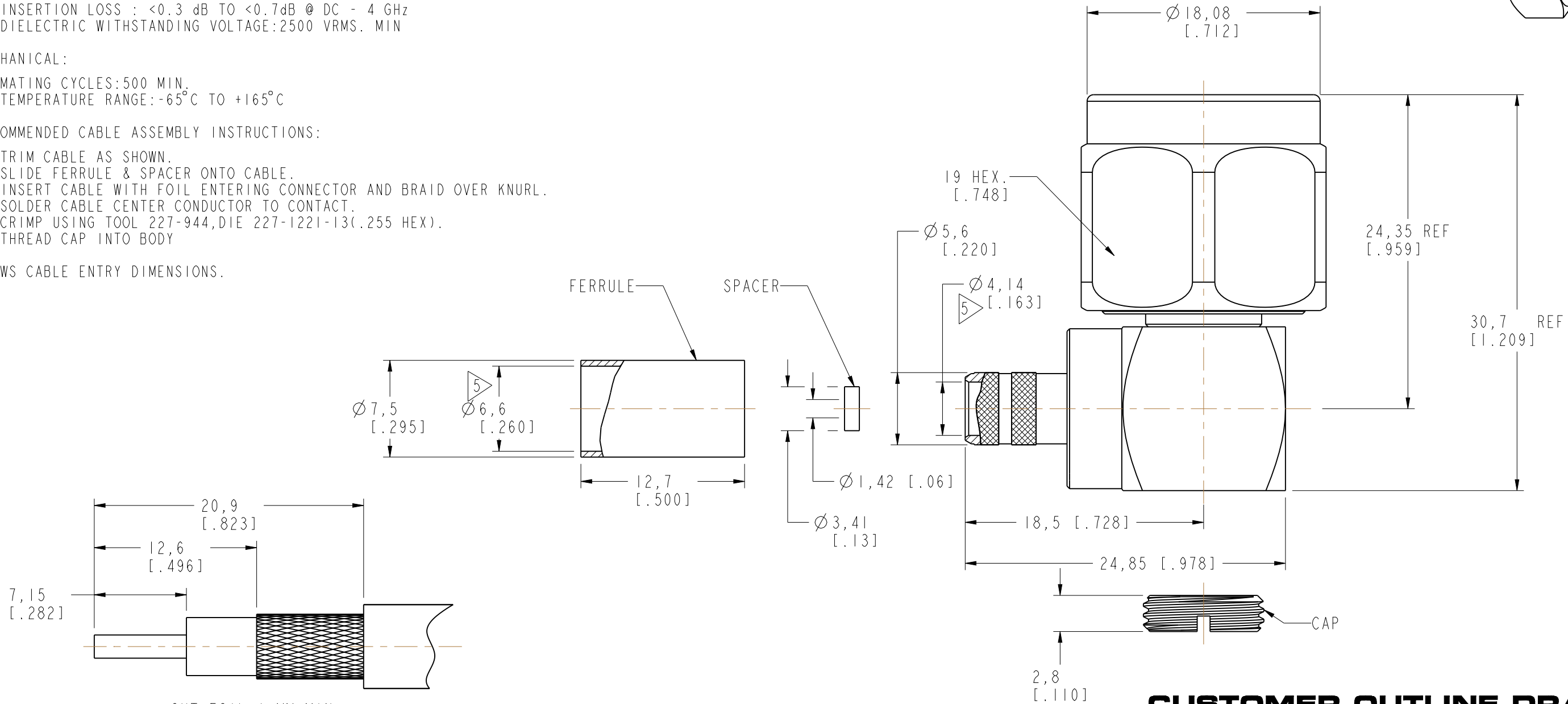
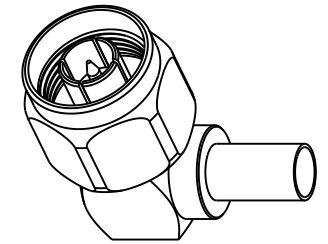
5 SHOWS CABLE ENTRY DIMENSIONS.

THIRD ANGLE PROJ.

REVISIONS

REV	DESCRIPTION	DATE	ECO	APPR
A	RELEASE TO MFG.	25-Mar-15	2887	BCG

SCALE 1.000



CUT FOIL RECOMMENDED CABLE STRIPPING DIM'S

CUSTOMER OUTLINE DRAWING

ALL OTHER SHEETS ARE FOR INTERNAL USE ONLY

UNLESS OTHERWISE SPECIFIED, DIMENSIONS ARE IN METRIC AND TOLERANCES ARE: <0.5mm ± 0.05mm 0.5 - 6mm ± 0.1mm 6 - 30mm ± 0.2mm 30 - 120mm ± 0.3mm ANGLES ± 1°	MATERIAL	DRAWN J. CHEN	DATE 04-Dec-14	TITLE N R/A CRIMP PLUG FOR LMR-240		Amphenol Connex	
	REFERENCE EAR#6467 N1112B2-AT5GP-LMR240-50	ENGINEER B.C. GLEISSNER	DATE 04-Dec-14				
NOTICE - These drawings, specifications, or other data (1) are, and remain the property of Amphenol corp. (2) must be returned upon request; and (3) are confidential and not to be disclosed to any person other than those to whom they are given by Amphenol Corp. the furnishing of these drawings, specifications, or other data by Amphenol Corp., or to any other person to anyone for any purpose is not to be regarded by implication or otherwise in any manner licensing, granting rights to permitting such holder or any other person to manufacture, use or sell any product, process or design, patented or otherwise, that may in any way be related to or disclosed by said drawings, specifications, or other data.	CONFIGURATION LEVEL: In Work	APPROVED B.C. GLEISSNER	DATE 25-Mar-15	SCALE: 3.0:1.0	SHEET 3 OF 3	DRAWING NO.	
	FINISH	CAD FILE	DWG SIZE B	REV A	ITEM NO.	PART NO. 172385	