

RFT Interface Relay With Lock Test Button



RoHS
Compliant



MCRFT1COXXXLT



MCRFT2COXXXLT

Features

- Slim and compact size
- 1 pole 12A; 2 pole 8A
- With non-polarity LED integrated in relay
- With lockable test button and inspection window
- Identification of coils through test button colour (AC red/DC blue)

Specifications

	Configuration		1 Change	2 Change
	Contact	Rated current/ Rated voltage	Resistive load	12A/250V AC, 30V DC
Motor load			1/3HP, 240VAC	1/6HP, 240VAC
Switching capacity (resistive)		3000VA, 360W	2000VA, 240W	
Initial contact resistance		≤50mΩ		
Material		Ag alloy		
Electrical Life		≥ 10 ⁵ Cycles (1800 Ops/h)		
Mechanical Life		≥ 10 ⁷ Cycles (18000 Ops/h)		
Pick-up voltage (23°C)			DC: ≤75% (rated voltage), AC: ≤80% (rated voltage)	
Drop-out voltage (23°C)			DC: ≥10% Rated Voltage, AC: ≥30% Rated Voltage	
Max. Voltage (23°C)			110% Rated Voltage	
Insulation Resistance			≥1000MΩ (500V DC)	
Coil Power Consumption	DC (W)		approx. 0.53	
	AC (VA)		approx. 1	
Operate time (at nominal voltage)			≤20ms	
Release time (at nominal voltage)			≤10ms	
Dielectric Strength	Between open contacts		1,000V AC/1 min (Leakage Current 1mA)	
	Between poles		3,000V AC/1 min (Leakage Current 1mA)	
	Between contact and coil		5,000V AC/1 min (Leakage Current 1mA)	
Ambient Temperature			-40°C to +55°C	
Humidity			5% RH to 85% RH	
Atmospheric Pressure			86KPa to 106KPa	
Shock Resistance			10G	
Vibration Resistance			10~55Hz Dual amplitude: 1mm	
Mounting			Plug-in	
Weight			Approx. 20g	

RFT Interface Relay With Lock Test Button



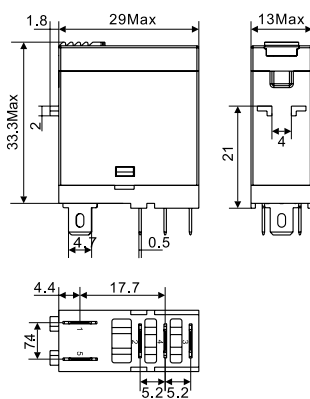
Coil Type (23°C)

Voltage code	024	-	-
Nominal voltage V.DC	24	-	-
Coil resistance Ω	1100	-	-
Voltage code	524	615	730
Nominal voltage V.AC	24	115	230
Coil resistance Ω	240	6300	23000

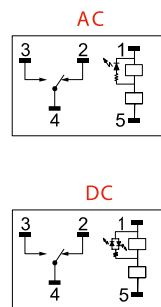
Note: Coil resistances under coil voltage 110V are measured with tolerances of 10%; above coil voltage 110V are measured with tolerances of 15%.

Dimension Bottom View

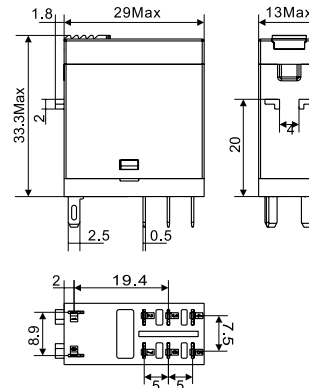
MCRFT1COXXXLT



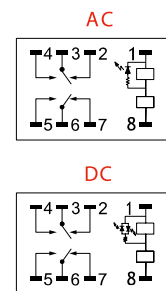
Wiring Diagrams



MCRFT2COXXXLT



Wiring Diagrams



Dimensions : Millimetres

Part Number Table

Description	Part Number
Relay, 1C,10A, 24V DC, with Lock Test Button	MCRFT1CO024LT
Relay, 1C, 10A, 24V AC, with Lock Test Button	MCRFT1CO524LT
Relay, 1C, 10A, 115V AC, with Lock Test Button	MCRFT1CO615LT
Relay, 1C, 10A, 230AC, with Lock Test Button	MCRFT1CO730LT
Relay, 2C, 5A, 24V DC, with Lock Test Button	MCRFT2CO024LT
Relay, 2C, 5A, 24V AC, with Lock Test Button	MCRFT2CO524LT
Relay, 2C, 5A, 115V AC, with Lock Test Button	MCRFT2CO615LT
Relay, 2C, 5A, 230AC, with Lock Test Button	MCRFT2CO730LT

Important Notice : This data sheet and its contents (the "Information") belong to the members of the Premier Farnell group of companies (the "Group") or are licensed to it. No licence is granted for the use of it other than for information purposes in connection with the products to which it relates. No licence of any intellectual property rights is granted. The Information is subject to change without notice and replaces all data sheets previously supplied. The Information supplied is believed to be accurate but the Group assumes no responsibility for its accuracy or completeness, any error in or omission from it or for any use made of it. Users of this data sheet should check for themselves the Information and the suitability of the products for their purpose and not make any assumptions based on information included or omitted. Liability for loss or damage resulting from any reliance on the Information or use of it (including liability resulting from negligence or where the Group was aware of the possibility of such loss or damage arising) is excluded. This will not operate to limit or restrict the Group's liability for death or personal injury resulting from its negligence. Multicomp is the registered trademark of the Group. © Premier Farnell Limited 2016.