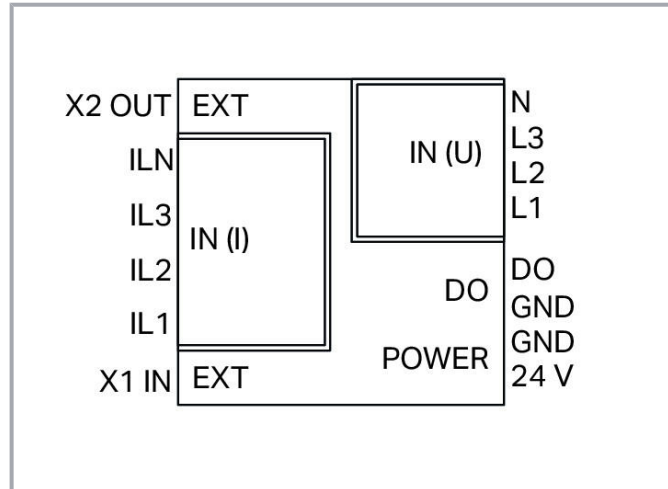



Data sheet | Item number: 2857-570/024-000

3-Phase Power Measurement Module; 3x400/690 V/RC; Modbus RTU; Digital output; Configuration via software; Supply voltage: 24 VDC



www.wago.com/2857-570/024-000



Item description

Short description:WAGO's 3-Phase Power Measurement Module in a DIN-rail-mount enclosure measures electrical data in three-phase supply networks – remotely from the control level.

Measured variables such as active/apparent/reactive power, energy consumption, power factor, phase angle and frequency can be accessed via Modbus[®] interface. In addition, the measured variables can be stored on a microSD card.

Features:

- Current measurement via Rogowski Coils RC xxx
- Mobile measurement and storage of measured values on microSD card
- Configuration and display of measured values during operation via configuration interface
- Compact device in DIN-rail-mount enclosure saves space used for building technology
- Communication of measured values via Modbus[®] interface
- Configurable digital signal output as pulse output

Subject to changes. Please also observe the further product documentation!

WAGO Kontakttechnik GmbH & Co. KG
Hansastr. 27
32423 Minden
Phone: +49571 887-0 | Fax: +49571 887-169
Email: info.de@wago.com | Web: www.wago.com

Do you have any questions about our products?
We are always happy to take your call at +49 (571) 887-44222.

**Note:**

Additional setting options via the WAGO Interface Configuration Software

Data**Technical data****Configuration**

Configuration options	WAGO Interface Configuration Software
-----------------------	---------------------------------------

Input

Input signal type	Voltage Current
Network configuration	3-phase power measurement with N-conductor (4-conductor) 3-phase power measurement without N-conductor (3-conductor)
Input signal (voltage)	AC 400 V (U_{LN}); AC 690 V (U_{LL}); AC 90 mV (WAGO Rogowski Coils RC xxx)
Sensitivity	22.5 mV/kA (WAGO Rogowski Coils RC xxx)
Measurement range (current)	4 x AC 4000 A (WAGO Rogowski Coils RC xxx) ()
Frequency range	45 ... 65 Hz (Harmonics analysis: 0 ... 3.3 kHz)

Output – digital

Switching voltage (DO) (max.)	Supply voltage (applied)
Continuous current (DO) (max.)	100 mA (no internal restriction)
Configurable functions (DO)	Threshold value switch Pulse output (S0 interface)

Communication

Communication	Modbus® RTU
Interface	RS-485 (2-wire) via RJ-45
Number of devices (max.)	32
Addressing	Via Interface configuration software

Signal processing

Measurement method	True RMS measurement (measured value acquisition with 8 kHz)
Measured variables (calculated)	Line-to-line voltage Outputs

Subject to changes. Please also observe the further product documentation!



	Energy sources
	Power factors
	Mains frequency
	Harmonics analysis (up to 41st harmonic)
	Total harmonic distortion (THD)
Signal form	Any periodic signals (considering the threshold frequencies)
Limit frequency	15.9 kHz
Memory card type	WAGO 758-879/000-3102 (microSD; 2 GB)

Measurement error

Transmission error (max.)	≤ 0.5 % for current and voltage (of the full scale value)
---------------------------	---

Supply

Power supply type	24 VDC
Nominal supply voltage U_S	DC 24 V (SELV)
Supply voltage range	±30 %
Power consumption at nominal supply voltage	≤ 50 mA (+ I_{DO})

Safety and protection

Line-to-neutral conductor voltage	AC / DC 600 V
Overvoltage category	III
Pollution degree	2
Safe isolation	Input/supply and communication per EN 61010-1
Requirement (N input)	Shall not be dangerously active
Requirement (IL_x input)	Coils/converters with basic insulation
Protection type	IP20

Test voltage

Test voltage (input/output/supply)	AC 3.51 kV; 50 Hz; 1 min
------------------------------------	--------------------------

Connection data

Connection type (1)	Voltage
Connection technology	Push-in CAGE CLAMP®
WAGO Connector	WAGO 804 Series
Solid conductor	0.25 ... 2.5 mm ² / 20 ... 12 AWG
Fine-stranded conductor	0.25 ... 2.5 mm ² / 22 ... 12 AWG

Subject to changes. Please also observe the further product documentation!



Strip length	10 ... 11 mm / 0.39 ... 0.43 inch
Connection type 2	Current/Power supply/DO
Connection technology 2	Push-in CAGE CLAMP®
WAGO Connector 2	WAGO 741 Series
Solid conductor 2	0.2 ... 1.5 mm ² / 24 ... 16 AWG
Fine-stranded conductor 2	0.2 ... 1.5 mm ² / 24 ... 16 AWG
Strip length 2	9 ... 10 mm / 0.35 ... 0.39 inch
Connection type (3)	Modbus® communication
Pluggable connectors	2 x RJ-45 (daisy chain configuration)

Physical data

Width	72 mm / 2.835 inch
Height from upper-edge of DIN-rail	55 mm / 2.165 inch
Depth	90 mm / 3.54 inch

Mechanical data

Mounting type	DIN-35 rail
---------------	-------------

Material data

Fire load	0.047 MJ
Weight	117.6 g

Environmental requirements

Surrounding air temperature (operation)	-40 ... 70 °C
Surrounding air temperature (storage)	-40 ... 85 °C
Relative humidity	5 ... 95 % (non-condensing)

Standards and specifications

Conformity marking	CE
EMC immunity to interference	EN 61000-6-2
EMC emission of interference	EN 61000-6-3
Standards/Specifications	EN 61010-1

Commercial data

PU (SPU)	1 Stück
----------	---------

Subject to changes. Please also observe the further product documentation!


WAGO Kontakttechnik GmbH & Co. KG
 Hansastr. 27
 32423 Minden
 Phone: +49571 887-0 | Fax: +49571 887-169
 Email: info.de@wago.com | Web: www.wago.com

Do you have any questions about our products?
 We are always happy to take your call at +49 (571) 887-44222.

Packaging type	box
Country of origin	DE
GTIN	4055143829199
Customs tariff number	85437090300



Approvals / Certificates

Ship Approvals

Logo	Approval	Additional Approval Text	Certificate name
	DNV GL Det Norske Veritas, Germanischer Lloyd	-	TAA00001ZY

Optional accessories

Interface module

	Item no.: 289-175/790-108 Interface module; RJ-45; PCB terminal blocks, double-row; Cat. 5; in mounting carrier; with shield connection; with shield clamping saddle	www.wago.com/289-175/790-108
	Item no.: 289-176 Interface module; RJ-45; with power jumper contacts; RJ-45; Cat. 5; in mounting carrier	www.wago.com/289-176


Memory card

	Item no.: 758-879/000-3102 Memory Card SD Micro; 2 GByte	www.wago.com/758-879/000-3102
--	--	--















Cables and pluggable connectors

	Item no.: 750-923 Configuration cable; USB connector; Length: 2.5 m	www.wago.com/750-923
	Item no.: 750-923/000-001 Configuration cable; USB connector; Length: 5 m	www.wago.com/750-923/000-001
	Item no.: 750-978/000-011 Connector ETHERNET; RJ-45; Cat. 6A; straight; Code T568A; AWG 22; Strain relief	www.wago.com/750-978/000-011

General accessories

	Item no.: 855-8001 Power tap; with fuse; 2,5 mm ² (12 AWG) - 6 mm ² (10 AWG); Phase	www.wago.com/855-8001
--	---	--

Subject to changes. Please also observe the further product documentation!

	Item no.: 855-8002 Power tap; without fuse; 2,5 mm ² (12 AWG) - 6 mm ² (10 AWG); N-conductor	www.wago.com/855-8002
	Item no.: 855-8003 Power tap; with fuse; 10 mm ² (8 AWG) - 16 mm ² (6 AWG); Phase	www.wago.com/855-8003
	Item no.: 855-8004 Power tap; without fuse; 10 mm ² (8 AWG) - 16 mm ² (6 AWG); N-conductor	www.wago.com/855-8004
	Item no.: 855-8006 Power tap; for busbar; with fuse; Mounting screw M6	www.wago.com/855-8006
	Item no.: 855-8008 Power tap; for busbar; with fuse; Mounting screw M8	www.wago.com/855-8008
	Item no.: 855-8015 Power tap; for busbar; with fuse; Clamping connection	www.wago.com/855-8015
Tool		
	Item no.: 210-720 Operating tool; Blade: 3.5 x 0.5 mm; with a partially insulated shaft; multicoloured	www.wago.com/210-720
Power supplies		
	Item no.: 787-2850 Switched-mode power supply; Compact; 1-phase; 24 VDC output voltage; 1.25 A output current	www.wago.com/787-2850
Current transformers		
	Item no.: 855-9150/2000-1251 Rogowski coil; Primary rated current 4000 A; Output signal 22.5 mV per kA; Cable length: 1.5 m; Feedthrough for measurement conductor 125 mm	www.wago.com/855-9150/2000-1251
	Item no.: 855-9150/2000-1751 Rogowski coil; Primary rated current 4000 A; Output signal 22.5 mV per kA; Cable length: 1.5 m; Feedthrough for measurement conductor 175 mm	www.wago.com/855-9150/2000-1751
	Item no.: 855-9150/2000-701 Rogowski coil; Primary rated current 4000 A; Output signal 22.5 mV per kA; Cable length: 1.5 m; Feedthrough for measurement conductor 70 mm	www.wago.com/855-9150/2000-701
	Item no.: 855-9450/2000-1251 Rogowski coil; Primary rated current 4000 A; Output signal 22.5 mV per kA; Cable length 4.5 m; Feedthrough for measurement conductor 125 mm	www.wago.com/855-9450/2000-1251
	Item no.: 855-9450/2000-1751 Rogowski coil; Primary rated current 4000 A; Output signal 22.5 mV per kA; Cable length 4.5 m; Feedthrough for measurement conductor 175 mm	www.wago.com/855-9450/2000-1751
	Item no.: 855-9450/2000-701 Rogowski coil; Primary rated current 4000 A; Output signal 22.5 mV per kA; Cable length 4.5 m; Feedthrough for measurement conductor 70 mm	www.wago.com/855-9450/2000-701

Subject to changes. Please also observe the further product documentation!



Downloads Documentation

Manual

3-Phase Power Measurement Module	V 1.0.0	pdf 16.4 MB	Download
----------------------------------	---------	----------------	----------

Bid Text

2857-570/024-000 X81 - Datei	15 Jul 2019	xml 8.7 kB	Download
---------------------------------	-------------	---------------	----------

2857-570/024-000 docx - Datei	15 Jul 2019	docx 20.3 kB	Download
----------------------------------	-------------	-----------------	----------

Instruction Leaflet

3-Phasen-Leistungsmessmodul	V 1.1.0	pdf 1.2 MB	Download
-----------------------------	---------	---------------	----------

Additional Information

Disposal; Electrical and electronic equipment, Packaging	V 1.0.0	pdf 265.8 kB	Download
--	---------	-----------------	----------

Libraries

Library

Library for the Wago 3-Phase Powertransducer module 2857-570 WAGO-I/O-PRO Library for 2857-0570/0024-000x 3-Phase Powertransducer modules	1.0.0 28 Feb 2019	zip 2.2 MB	Download
--	----------------------	---------------	----------

Engineering-Software

Software for Interface-Products

WAGO Interface Configuration Software G2 FULL The full setup, in addition to the WAGO Interface Configuration Software G2, includes the installation for the Microsoft .NET Framework.	1.0.6.18 8 Apr 2021	exe 113.9 MB	Download
--	------------------------	-----------------	----------

WAGO Interface Configuration Software G2 SMALL The full setup only includes the WAGO Interface Configuration Software G2.	1.0.6.18 8 Apr 2021	exe 30.0 MB	Download
--	------------------------	----------------	----------

Subject to changes. Please also observe the further product documentation!

WAGO Kontakttechnik GmbH & Co. KG
Hansastr. 27
32423 Minden
Phone: +49571 887-0 | Fax: +49571 887-169
Email: info.de@wago.com | Web: www.wago.com

Do you have any questions about our products?
We are always happy to take your call at +49 (571) 887-44222.

CAD/CAE-Data

CAD data

2D/3D Models 2857-570/024-000	URL	Download
-------------------------------	---------------------	--------------------------

CAE data

ZUKEN Portal 2857-570/024-000	URL	Download
-------------------------------	---------------------	--------------------------

Environmental Product Compliance


Compliance Search

Environmental Product Compliance 2857-570/024-000	URL	Download
---	---------------------	--------------------------

3-Phase Power Measurement Module; 3x400/690 V/RC; Modbus RTU; Digital output;
Configuration via software; Supply voltage: 24 VDC

Installation Notes

Configuration



Configuration via WAGO Interface
Configuration Software

Subject to changes. Please also observe the further product documentation!