

# K-LINE **K107B**

RS232 ↔ RS485 Serial Converter

**K-LINE**

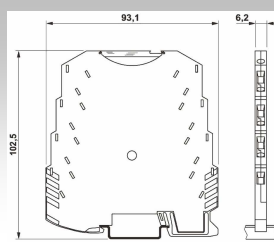
Serial Converters



- ▶ **FUNCTION:** Interface converter RS-232 ↔ RS-485
- ▶ Speed selectable from 1.200 to 115.200 bps
- ▶ Galvanic isolation @ 3-way
- ▶ Spring-cage terminal block and/or DIN bus connection system
- ▶ Power bridging terminal - DIN rail bus connector
- ▶ Tiny dimensions (102,5 x 93,1 x 6,2 mm)

## TECHNICAL DATA

### K107B – RS232 ↔ RS485 Serial Converter



### ORDER CODES

**K107B** RS232 ↔ RS485 Serial Converter

#### Accessories

**K-BUS** Expandable power supply connector

**K-SUPPLY** Power Supply module with surge protection

### GENERAL FEATURES

<b>Power supply</b>	19,2...30 Vdc
<b>Status indicators</b>	- Data presence on X port - Data presence on Y port - Inverted connection on X port - Inverted connection on Y port
<b>Handshake</b>	Timed automatic
<b>Speed</b>	1200...115200 bps
<b>Configuration</b>	By dip-switches
<b>Other functions</b>	X or Y side terminator, X->Y or Y->X communication direction inhibition
<b>Galvanic Isolation</b>	Power X port // Y port // power supply, digital 1500Vac
<b>Hot swapping</b>	Yes
<b>Power consumption</b>	500 mW
<b>Humidity</b>	30..90% a +40°C (not condensing)

<b>Design</b>	Terminal housing for mounting on 35 mm DIN 46277
<b>DIP Switch</b>	- Direction changing - Line termination - Transmission speed
<b>Dimensions</b>	6,2 x 93,1 x 102,5 mm (w x h x d)
<b>Weight</b>	50 g
<b>Operating temperature</b>	-20...+65 °C
<b>Connections</b>	Plug-in screw clamp terminal blocks, wires up to 2.5 mm <sup>2</sup>
<b>IP Protection</b>	IP 20
<b>Standards</b>	EN50081-2 EN50082-2 EN61010-1
<b>Approvals</b>	CE, UI-CSA

### X SIDE PORT

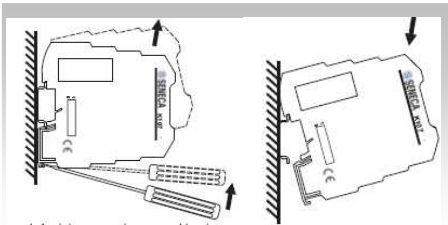
**RS232**  
Capacity: 31 standard nodes  
Dip switch for termination resistor  
Protection: up to 30 Vdc

### Y SIDE PORT

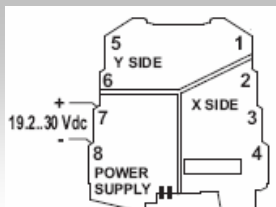
**RS485** half duplex  
Capacity: 31 standard nodes  
Dip switch for termination resistor  
Protection: up to 30 Vdc

### DIMENSIONS AND INSTALLATION

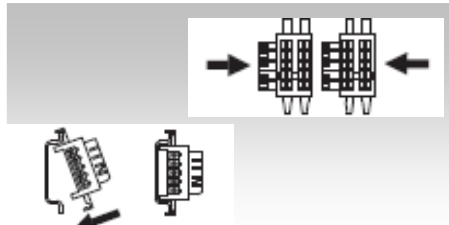
#### Inserting / Extracting module on DIN guide



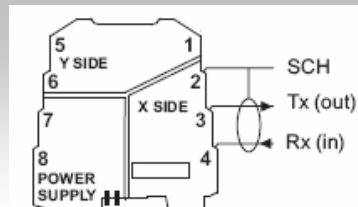
#### Power supply



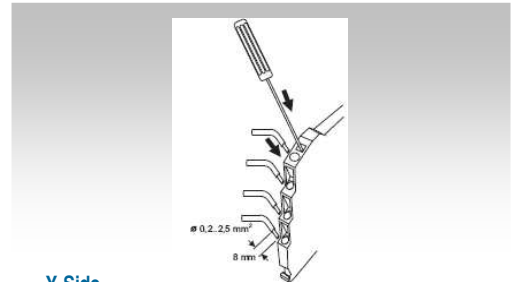
#### Expandable connector K-BUS



#### X-Side



#### Cage clamp connection



#### Y-Side

