



Figure similar

ILLUMINATED PUSHBUTTON, 16MM, ROUND, PLASTIC, YELLOW, BUTTON, RAISED, 1NO, LAMPHOLDER W2 X 4.6D, WITHOUT LAMP

Design of the product		Complete unit round
<b>Enclosure:</b>		
Number of control points		1
<b>Actuator:</b>		
Design of the operating mechanism		Illuminated pushbutton
Manner of function of the actuating element		Momentary contact type
Product expansion optional Light source		Yes
Color		
• of the actuating element		Yellow
Material of the actuating element		plastic
Shape of the actuating element		Raised pushbutton
Type of unlocking device		without
Number of switching positions		2
<b>Front ring:</b>		
Product component front ring		Yes
Design of the front ring		Standard
Material of the front ring		plastic
Color of the front ring		black
<b>Holder:</b>		
Material of the holder		Plastic
<b>Contact block/ lampholder:</b>		
Mounting type		W2 x 4.6d without lamp
Number of lampholders		1
Number of switching elements		1

**General technical data:**

<b>Product function</b>		
<ul style="list-style-type: none"> <li>• positive opening</li> <li>• EMERGENCY STOP function</li> </ul>		No No
<b>Product component</b>		
<ul style="list-style-type: none"> <li>• Light source</li> </ul>		No
<b>Type of voltage</b>		
<ul style="list-style-type: none"> <li>• of the operating voltage</li> </ul>		AC/DC
<b>Vibration resistance</b>		
<ul style="list-style-type: none"> <li>• acc. to IEC 60068-2-6</li> </ul>		20 ... 200 Hz: 5g
<b>Operating frequency maximum</b>	1/h	1 000
<b>Mechanical service life (switching cycles)</b>		
<ul style="list-style-type: none"> <li>• typical</li> </ul>		3 000 000
<b>Protection class IP</b>		IP65
<b>Equipment marking</b>		
<ul style="list-style-type: none"> <li>• acc. to DIN 40719 extended according to IEC 204-2 acc. to IEC 750</li> <li>• acc. to DIN EN 61346-2</li> <li>• acc. to DIN EN 81346-2</li> </ul>		S S S
<b>Operating voltage</b>		
<ul style="list-style-type: none"> <li>• Rated value</li> </ul>	V	5 ... 60

**Auxiliary circuit:**

<b>Number of NC contacts</b>		
<ul style="list-style-type: none"> <li>• for auxiliary contacts</li> </ul>		0
<b>Number of NO contacts</b>		
<ul style="list-style-type: none"> <li>• for auxiliary contacts</li> </ul>		1
<b>Number of CO contacts</b>		
<ul style="list-style-type: none"> <li>• for auxiliary contacts</li> </ul>		0
<b>Operating current at AC-12</b>		
<ul style="list-style-type: none"> <li>• at 60 V Rated value</li> <li>• at 110 V Rated value</li> <li>• at 24 V Rated value</li> <li>• at 230 V Rated value</li> </ul>	A A A A	10 10 10 10
<b>Operating current at AC-15</b>		
<ul style="list-style-type: none"> <li>• at 230 V Rated value</li> </ul>	A	4
<b>Operating current</b>		
<ul style="list-style-type: none"> <li>• at DC-12 <ul style="list-style-type: none"> <li>— at 60 V Rated value</li> <li>— at 110 V Rated value</li> </ul> </li> <li>• at DC-13 <ul style="list-style-type: none"> <li>— at 24 V Rated value</li> </ul> </li> </ul>	A A A	5 2.5 3

- at 60 V Rated value
- at 110 V Rated value

A	1.2
A	0.7

#### Connections/ Terminals:

Type of electrical connection	tab terminals
-------------------------------	---------------




#### Ambient conditions:

<b>Ambient temperature</b>		
• during operation	°C	-25 ... +60
• during storage	°C	-40 ... +80

#### Installation/ mounting/ dimensions:

Mounting type		front mounting
Shape of the installation opening		round
Mounting diameter	mm	16

#### Certificates/ approvals:

General Product Approval	Declaration of Conformity	Test Certificates	other
 CCC		 EG-Konf.	<a href="#">Special Test Certificate</a> <a href="#">other</a> <a href="#">Environmental Confirmations</a>

#### other

[Confirmation](#)

#### Further information

##### Information- and Downloadcenter (Catalogs, Brochures,...)

<http://www.siemens.com/industrial-controls/catalogs>

##### Industry Mall (Online ordering system)

<http://www.siemens.com/industrymall>

##### Cax online generator

<http://support.automation.siemens.com/WW/CAXorder/default.aspx?lang=en&mlfb=3SB22060LD01>

##### Service&Support (Manuals, Certificates, Characteristics, FAQs,...)

<http://support.automation.siemens.com/WW/view/en/3SB22060LD01/all>

##### Image database (product images, 2D dimension drawings, 3D models, device circuit diagrams, EPLAN macros, ...)

[http://www.automation.siemens.com/bilddb/cax\\_de.aspx?mlfb=3SB22060LD01&lang=en](http://www.automation.siemens.com/bilddb/cax_de.aspx?mlfb=3SB22060LD01&lang=en)

last modified:

09.03.2015