

DFE252010F-1R5M#

"#" indicates a package specification code.



< List of part numbers with package codes >
DFE252010F-1R5M=P2

Shape

L size	2.5 ±0.2mm
W size	2.0 ±0.2mm
T size	1.0 mm
Size code in inch (mm)	1008 (2520)

(in mm)

Notes

Rated current (I_{sat}) is specified when the decrease of the initial inductance value at 30%. (The ambient reference temperature is 20°C.)
Rated current (I_{temp}) is specified when temperature of inductor the is raised 40°C by DC current. (The ambient reference temperature is 20°C.)

References

Packaging code	Specifications	Minimum quantity
=P2	φ180mm Embossed taping	3000

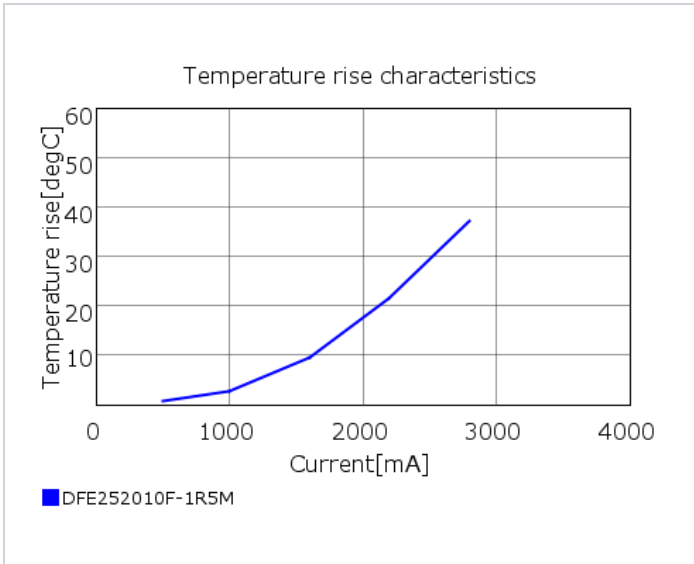
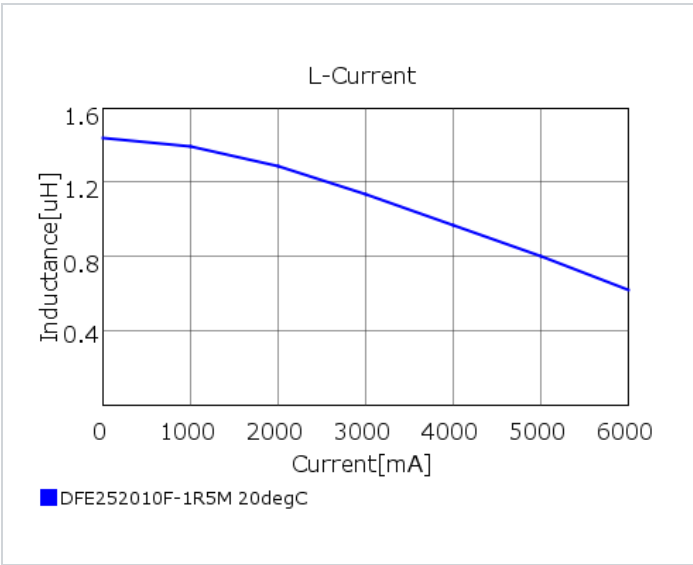
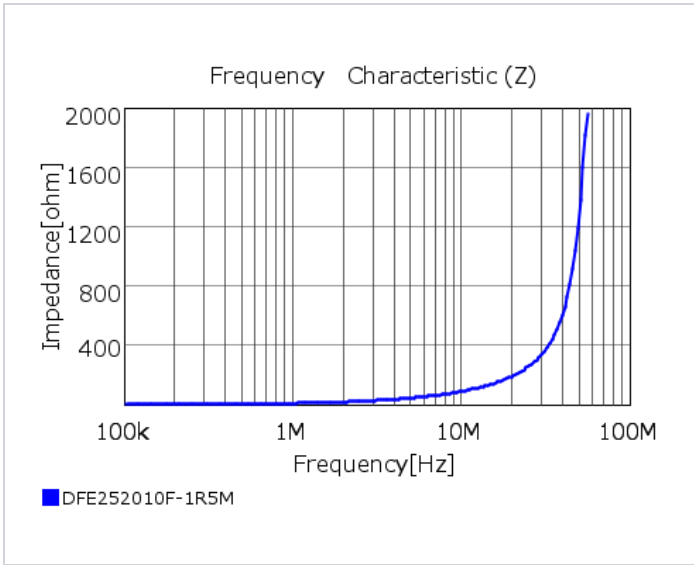
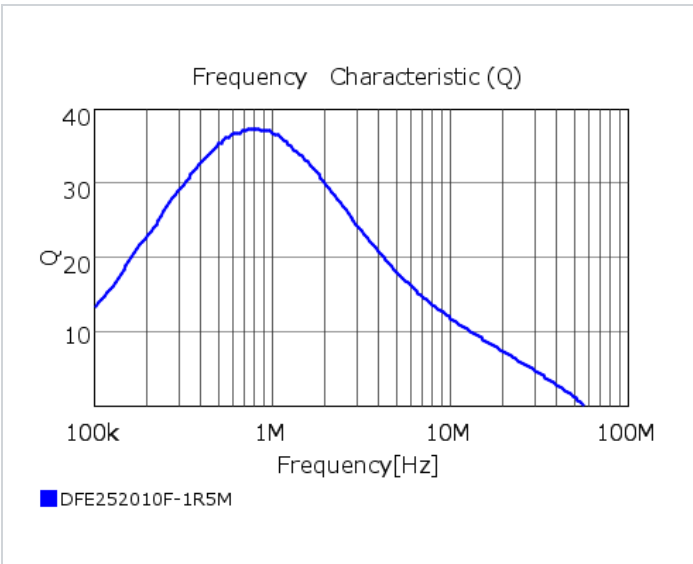
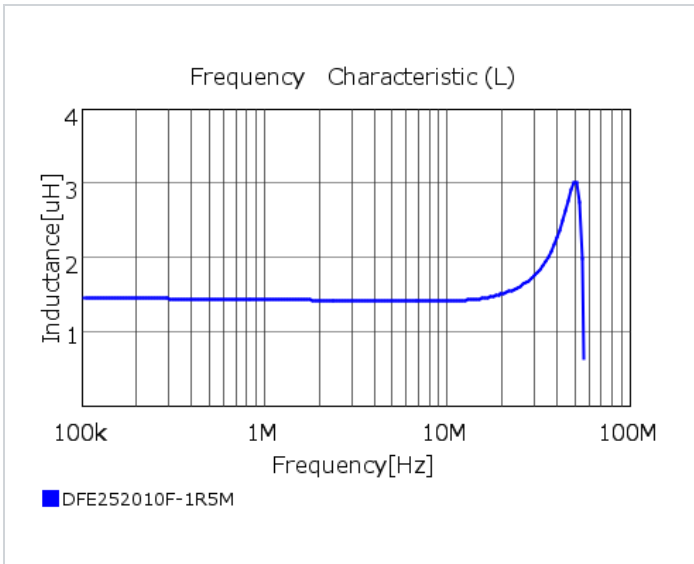
Mass (Typ.)	
1 piece	0.0276g

Specifications

Inductance	1.5μH ±20%
Inductance test frequency	1MHz
Rated current (I _{sat}) (Based on Inductance change)	3400mA
Rated current (I _{temp}) (Based on Temperature rise)	2500mA
Max. of DC resistance	0.072Ω
Operating temperature range (Self-temperature rise is included)	-40~125°C
Class of magnetic shield	Metal Alloy
Absolute maximum voltage	20V DC
Series	DFE252010F

Attention

- 1.This datasheet is downloaded from the website of Murata Manufacturing Co., Ltd. Therefore, it's specifications are subject to change or our products in it may be discontinued without advance notice. Please check with our sales representatives or product engineers before ordering.
- 2.This datasheet has only typical specifications because there is no space for detailed specifications. Therefore, please review our product specifications or consult the approval sheet for product specifications before ordering.



⚠ Attention

- 1. This datasheet is downloaded from the website of Murata Manufacturing Co., Ltd. Therefore, its specifications are subject to change or our products in it may be discontinued without advance notice. Please check with our sales representatives or product engineers before ordering.
- 2. This datasheet has only typical specifications because there is no space for detailed specifications. Therefore, please review our product specifications or consult the approval sheet for product specifications before ordering.