

SPECIFICATIONS

PARAMETER	VALUE
FREQUENCY RANGE	38.400 MHz
MODE OF OSCILLATION	FUNDAMENTAL
FREQUENCY TOLERANCE AT 25°C	±10 PPM MAXIMUM
FREQUENCY STABILITY OVER TEMPERATURE	±10 PPM MAXIMUM
OPERATING TEMPERATURE RANGE	-20°C TO +85°C ↕
STORAGE TEMPERATURE RANGE	-40°C TO +125°C ↕
AGING	±3 PPM PER YEAR MAXIMUM
LOAD CAPACITANCE	8.5 pF
EQUIVALENT SERIES RESISTANCE	60 Ω
SHUNT CAPACITANCE	3 pF MAXIMUM
DRIVE LEVEL	200 μW MAXIMUM ↕
INSULATION RESISTANCE	500 MΩ MINIMUM


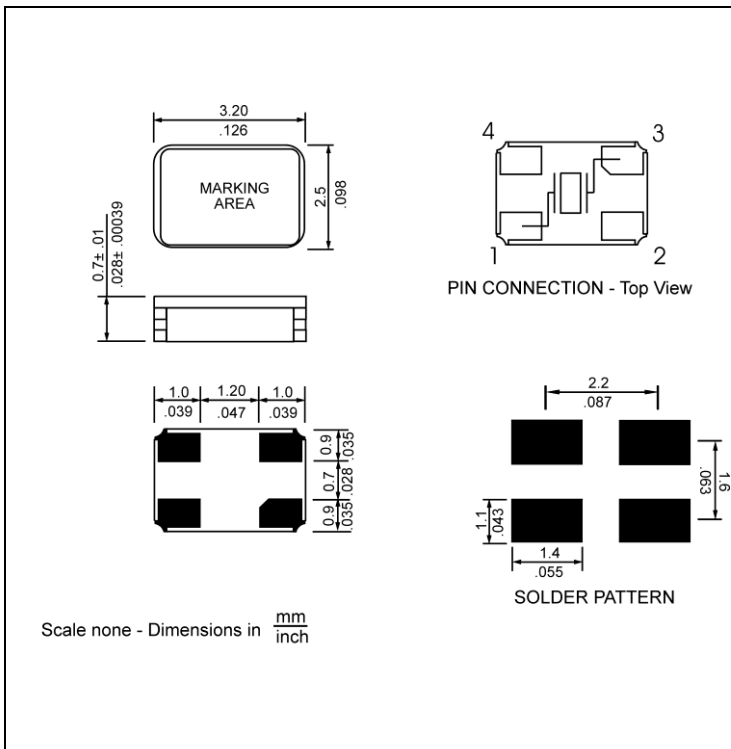
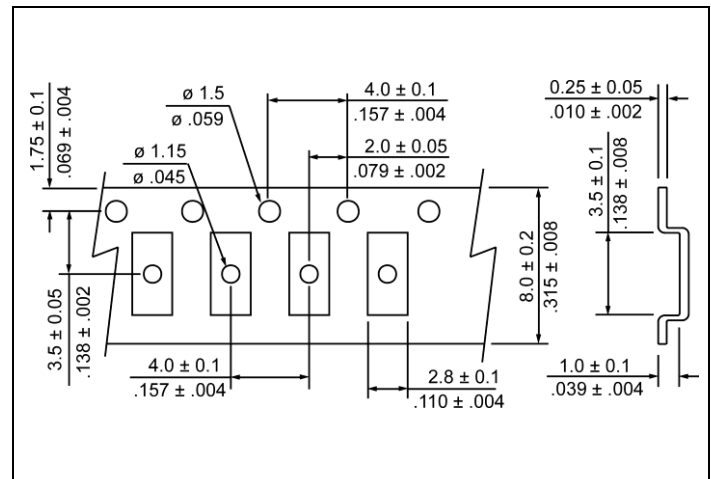


Photo is not actual part

MECHANICAL SPECIFICATION



CARRIER TAPE DIMENSIONS



NOTE: REFER TO EIA-481 FOR DIMENSIONS

PACKAGING

178 mm REEL DIAMETER
 8 mm TAPE WIDTH, 4 mm PITCH
 QUANTITY: 3000 PIECES PER REEL
 IN ACCORDANCE WITH EIA-481

● REFLOW PROFILE



Reflow profile		
Temperature Min Preheat	T_{SMIN}	125°C
Temperature Max Preheat	T_{SMAX}	150°C
Time (T_{SMIN} to T_{SMAX})	t_s	30-60 sec.
Temperature	T_L	217°C
Peak Temperature	T_P	260°C
Ramp-up rate	R_{UP}	3°C/sec max.
Ramp-down rate	R_{DOWN}	6°C/sec max.
Time within 5°C of Peak Temperature	t_p	10 sec.
Time $t_{[25^\circ C]}$ to Peak Temperature	$t_{[25^\circ C]}$ to Peak	120 sec.
Time	t_L	60-150 sec.

● ENVIRONMENTAL

PARAMETER	VALUE
MOISTURE SENSITIVITY LEVEL	1
RoHS-2	6/6 COMPLIANT & LEAD FREE
REACH SVHC	COMPLIANT
HALOGEN-FREE	COMPLIANT
ESD CLASSIFICATION LEVEL	N/A
TERMINATION FINISH	Au



● MARKING

R38.40
xxmEyw

x – Internal Production ID code
y – Year code
w – Week code

YEAR CODE	
Year	Code
2011	1
2012	2
2013	3
2014	4
2015	5
2016	6
2017	7
2018	8
2019	9

ALPHA WEEK CODE TABLE					
Week	Code	Week	Code	Week	Code
1	a	19	s	37	K
2	b	20	t	38	L
3	c	21	u	39	M
4	d	22	v	40	N
5	e	23	w	41	O
6	f	24	x	42	P
7	g	25	y	43	Q
8	h	26	z	44	R
9	i	27	A	45	S
10	j	28	B	46	T
11	k	29	C	47	U
12	l	30	D	48	V
13	m	31	E	49	W
14	n	32	F	50	X
15	o	33	G	51	Y
16	p	34	H	52	Z
17	q	35	I		
18	r	36	J		

● APPROVAL

DRAWN BY	KJackson, July 22, 2015
APPROVED BY	KJackson, July 22, 2015
REVISION	A, Initial Release