

SYNERGY 21[®]

- NOTE:
- PANEL FRAME:SPCC T=1.5MM with plastic powder cladding Frosting surface treatment
 - Mounting plate Nickel Plating T=1.5MM
 - PANEL BRACKET SPCC T=1.5MM with plastic powder cladding Frosting surface treatment
 - BODY COLOR: Gray "1 2 3.....24" Color: black Font : Arial H:4.4MM
BODY COLOR: Black "1 2 3.....12" Color: white Font : Arial H:4.4MM Color: white
 - Accessory:
 - Cable Tie (75X1.9mm) *24pcs
 - Screw and Nut M6*18mm × 4set
 - RoHS 3.0 and REACH Compliant
 - Packing:1pc/PE bag+Inner box 10pcs/outcarton

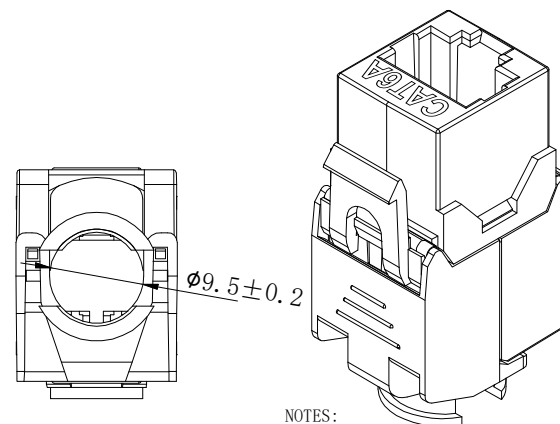
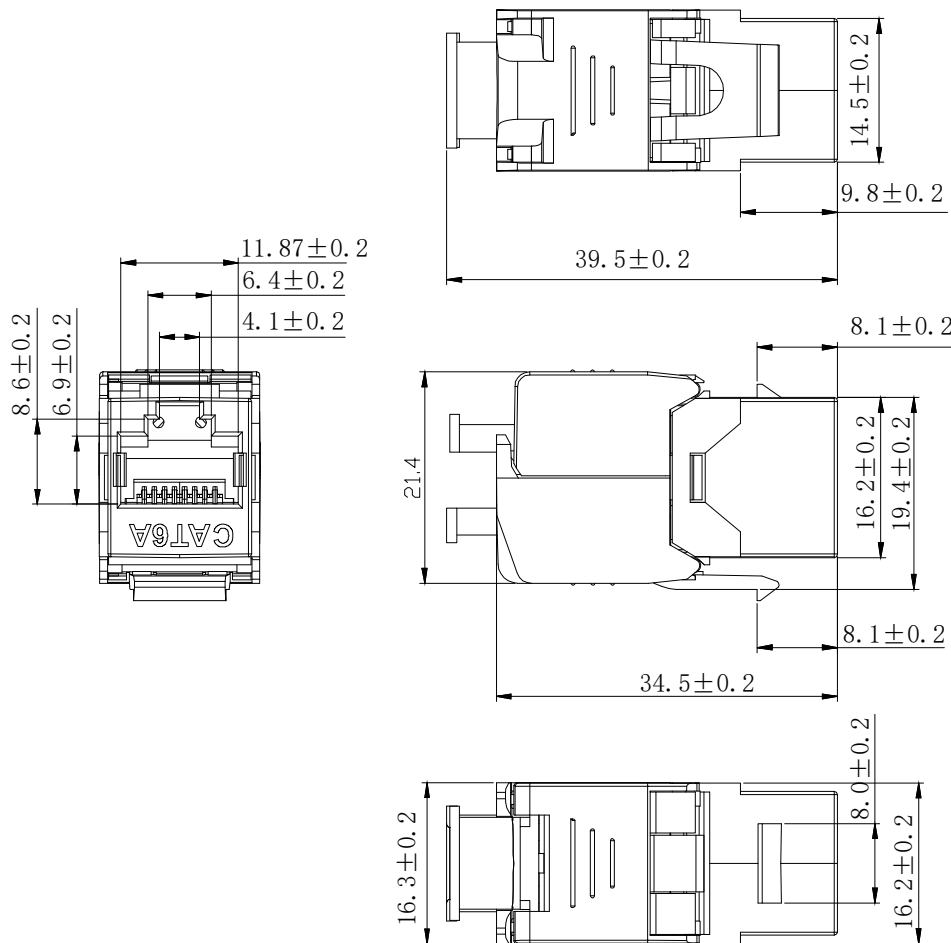
PANEL COLOUR GRAY: "SYNERGY 2 " for black printing The pantone of Color is black C
"1" for blue printing The pantone of Color is 298C

PANEL COLOUR BLACK: "SYNERGY 2 " for silver printing The pantone of Color is 877C
"1" for blue printing The pantone of Color is 298C

ITEM NO.	Colour
S216336V2	Gray RAL 7035
S216337V2	Black RAL 9005

SYNERGY 21									
CUSTOMER			ITEM NO.		MANUFACTURE COUNTRY:				
PRODUCT NAME			19" 1U 24 ports STP blank Patch panel Three-piece type		CHINA UNIT MM				
DRAWNBY			CHECKBY		APPOBY		DATE		
SYNERGY 21			SYNERGY 21		SYNERGY 21		2020-02-21		

NEW				2020-02-21	A
BY	CHK	REVISION RECORD MODIFICATIONS	DATE	REV.	



NOTES:

ELECTRICAL:

1. Contact Resistance : 20MΩ MAX
2. Insulation Resistance : 500MΩ MIN @ 500V DC
3. Withstand Voltage : DC 1000V AC 700V RMS 60Hz, 1MIN
4. Compliance with Class EA up to 500 MHz to ISO/IEC 11801 Ed. 2.2:2011-06
DIN EN 50173-1:2011-09
TIA/EIA-568-C.2 (2009-08)
IEC 60603-7 Ed.1 (12/2008)

ENVIRONMENTAL:

1. Storage temperature : -40°C to +70°C
2. Operation temperature : -10°C to +60°C

MECHANICAL

1. SHIELD MATERIAL: ZINC ALLOY
 2. IDC MATERIAL: PC TERMINAL:PHOSPHOR BRONZE, TIN PLATING
 3. RJ45 Contact Life: 750 Times Min
 4. Plug inforce:<30N
 5. Solid cable:1/22AWG(0.65MM)-1/26AWG(0.40MM) ID:1.05MM-1.5MM
 6. Cable OD: 5.0mm-8.5mm
 7. PoE per IEEE 802.3af, PoE/per IEEE 802.3at, PoE/per IEEE 802.3bt PoE++
 8. 360° Shield connection
 9. Fluke Test: Permanent link ISO11801 (PL2) Class Ea
- RoHS 3.0 and REACH Compliant
- Accessories:
Instruction Sheet *1pc/inner box
Cable Tie(75X1.9mm) *1Pc
Copper foil *1Pc
SinglePack: 1pc/PE bag+label; SubPack: 25pcs/box+label; Carton +labelx2;

MATERIAL LIST:


⑦	MODULAR COVER	PC with T568A/B label	1	
⑥	RJ 45 JACK INSERT	8P8C PHOSPHOR BRONZE GOLD PLATED	8	
⑤	PCB	FR-4 1.6mm UL 94V0	1	
④	IDC BODY	PC White	1	
③	IDC PIN	PHOSPHOR BRONZE & TINNED	8	
②	LABEL COLOR CODE	T568A/B	2	
①	IDC TERMINAL	FOR 22-26AWG CABLE	1	
NO.	PARTS NAME	SPECIFICATION STANDARD	QT' Y	REMARK
		NEW	2022-10-28	A
BY	CHK	REVISION RECORD MODIFICATIONS	DATE	REV.

SYNERGY21


CUSTOMER	AN	ITEM NO.	S216318V2		
PRODUCT NAME	CAT. 6A/ClassEA STP KEYSTONE JACK W:16.3MM	manufacture country:	CHINA	UNIT	MM
DRAWNBY	CHECKBY	APPOBY	DATE		
SYNERGY21	SYNERGY21	SYNERGY21	2022-10-28		

Montageanweisung

Cat.6A UTP/STP Keystone jack



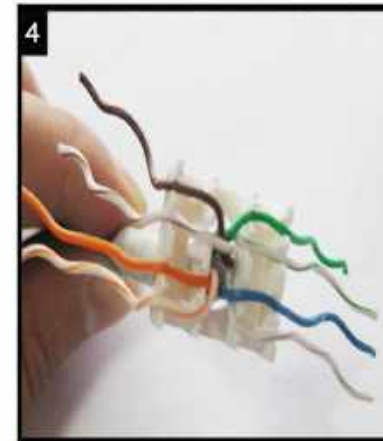
Außenmantel des Verlegekabels ca.4 cm abnehmen und Gesamtschirmung nach hinten ziehen.
Strip off approx. 4 cm of the cable jacket and fold total shield back over it.




Paarfolie entfernen.
Remove pair shielding.




Der Kabelsortierer verfügt über beide Farbcodes(568A/B).Wählen Sie den entsprechenden Farbcode.
Please choose colour code 568A or B according your application.




Kabel einführen und die einzelnen Adern nach der von Ihnen gewählten Belegungsvariante in den Kabelsortierer einführen.
Insert the cable into the termination cap and fan out all four twisted pairs following the colour code printed on the termination cap. Make sure that all conductors are in the proper slot.




Überstehende Adern abschneiden.
Trim the ends of the conductors.




Den Sortierer in Pfeilrichtung in das Modul einsetzen.Bitte Pfeilrichtung beachten!
Install the termination cap in direction of arrow into the Keystone Jack.



Die Montageklappen schließen -mit diesem Vorgang wird das Modul kontaktiert.
Press both covers of the Keystone Jack to contact the cable.



Ggf. die Anverterung nochmals kontrollieren und schließen.
Control the operation and close the Keystone Jack finally.



Das Modul mit dem Kabelbinder zugentasten und die Schirmschelle fixieren.
Use cable tie for strain relief and to fix the shielding clamp.

Oder mit kabel binder die zugentlastung zu fixieren.
Or cable tie to fix the strain relief.