






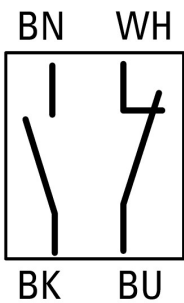


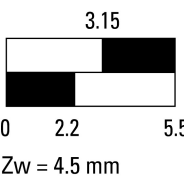
Key-operated actuator, classic, maintained, 3 positions, MS1, 1 N/C, 1 N/O, cable (black) with non-terminated end, 4 pole, 3.5 m



Powering Business Worldwide™



Part no. C22-WRS3-MS1-K11-P65
Catalog No. 186284

Delivery program

Product range			RMQ compact solution
Basic function			Key-operated buttons
Single unit/Complete unit			Complete unit maintained
Function:			
			60°  60°
Connection type			Cable (black) with non-terminated end, 4 pole
Cable Length		m	3.5
			Not suitable for master key systems
			3 positions
Lock mechanism			MS1
Key withdrawable in position			
			I
			0
			II
Degree of Protection			IP66 (front) IP65 (on rear)
Front ring			Bezel: titanium
Connection to SmartWire-DT			no
Contacts			
N/C = Normally closed			1 NC 
N/O = Normally open			1 N/O
Notes			 = safety function, by positive opening to IEC/EN 60947-5-1
Actuator travel and actuation force as per DIN EN 60947-5-1, K.5.4.1			
		mm	4.65
Maximum travel		mm	5.7
Minimum force for positive opening		N	20
Contact sequence			
Contact travel  = Contact closed  = Contact open			
Contact diagram			
Positive opening (ZW)			yes
Information about equipment supplied			With 1 key

Technical data


General

Standards			IEC/EN 60947-5-1 VDE 0660
Certifications			CE, UL, CSA
Operating frequency	Operations/h		 100
Operating torque		Nm	 0.5
Tightening torque Threaded ring		Nm	2
Climatic proofing			Damp heat, constant, to IEC 60068-2-78 Damp heat, cyclic, to IEC 60068-2-30
Degree of Protection			IP66 (front) IP65 (on rear)
Mounting position			As required
Mechanical shock resistance, shock duration 11 ms		g	> 30

Contacts

Rated impulse withstand voltage	U_{imp}	V AC	4000
Rated insulation voltage	U_i	V	250
Overvoltage category/pollution degree			III/3
Control circuit reliability			
At 17 V DC/7 mA	H_F		N/O contact: statistically determined 1 failure per 17×10^6 operations N/C contact: statistically determined 1 failure per 0.9×10^6 Operations
Max. short-circuit protective device			
Fuse	gG/gL	A	4
Rated conditional short-circuit current	I_q	kA	1

Switching capacity

Rated operational current	I_e	A	
AC-15			
24 V	I_e	A	4
DC-13			
24 V	I_e	A	3
Cable characteristics			
Design			Cable end open
Cable Length		m	3.5
Material characteristic			PUR
Diameter		mm	4.7

Design verification as per IEC/EN 61439

Technical data for design verification			
Operating ambient temperature max.		°C	-25
Operating ambient temperature max.		°C	70

Technical data ETIM 6.0

Low-voltage industrial components (EG000017) / Selector switch, complete (EC001029)			
Electric engineering, automation, process control engineering / Low-voltage switch technology / Command and alarm device / Selector switch, complete unit (ecl@ss8.1-27-37-12-43 [ACN984008])			
Number of switch positions			3
Type of control element			Key
Suitable for illumination			No
With lamp			No
Colour button			Black
Hole diameter		mm	22
Width opening		mm	0
Height meter opening		mm	0
Switching function latching			Yes
Spring-return			No
Degree of protection (IP)			IP66

Supply voltage	V	0 - 0
Number of contacts as normally open contact		1
Number of contacts as normally closed contact		1
Number of contacts as change-over contact		0
Type of electric connection		-
With front ring		Yes
Material front ring		Plastic
Colour front ring		-

Dimensions

