



LOAD FEEDER FUSELESS REVERSING DUTY, AC 400V, SZ S00, 2.8...4A, DC 24V SCREW CONNECTION FOR BUSBAR SYSTEMS 60MM TYPE OF COORDINATION 2, IQ = 150KA (ALSO FULFILLS TYPE OF COORDINATION 1) 1NC (CONTACTOR)

product brand name	SIRIUS
Product designation	non-fused load feeders 3RA2
<b>Manufacturer article number</b>	
<ul style="list-style-type: none"> <li>• of the supplied contactor</li> <li>• of the supplied circuit-breakers</li> <li>• of the supplied RS assembly kit</li> <li>• of the supplied busbar adapter</li> <li>• of the supplied link module</li> </ul>	<a href="#">3RT2015-1BB42</a> <a href="#">3RV2011-1EA10</a> <a href="#">8US1250-5AS10</a> <a href="#">8US1251-5DS10</a> <a href="#">3RA1921-1DA00</a>

General technical data:		
<b>Insulation voltage</b>		
<ul style="list-style-type: none"> <li>• with degree of pollution 3 Rated value</li> </ul>	V	690
<b>Shock resistance</b>		
<ul style="list-style-type: none"> <li>• acc. to IEC 60068-2-27</li> </ul>		6g / 11 ms
<b>Surge voltage resistance Rated value</b>	kV	6
<b>Type of assignment</b>		2
<b>Protection class IP</b>		
<ul style="list-style-type: none"> <li>• on the front</li> </ul>		IP20

Main circuit:		
<b>Number of poles for main current circuit</b>		3
<b>Adjustable response value current of the current-dependent overload release</b>	A	2.8 ... 4
<b>Operating voltage</b>		
<ul style="list-style-type: none"> <li>• Rated value</li> </ul>	V	690
<ul style="list-style-type: none"> <li>• at AC-3 Rated value maximum</li> </ul>	V	690
<b>Operating frequency Rated value</b>	Hz	50 ... 60

<b>Operating current</b>		
<ul style="list-style-type: none"> <li>at AC-3 <ul style="list-style-type: none"> <li>at 400 V Rated value</li> </ul> </li> </ul>	A	3.6
<b>Operating power</b>		
<ul style="list-style-type: none"> <li>at AC-3 <ul style="list-style-type: none"> <li>at 400 V Rated value</li> <li>at 500 V Rated value</li> <li>at 690 V Rated value</li> </ul> </li> </ul>	W W W	1 500 2 200 3 000

#### Control circuit/ Control:

<b>Control supply voltage for DC</b>		
<ul style="list-style-type: none"> <li>Rated value</li> </ul>	V	24
<b>Holding power of the magnet coil for DC</b>	W	4

#### Auxiliary circuit:

<b>Product expansion Auxiliary switch</b>		Yes
---	--	-----

#### Protective and monitoring functions:

<b>Trip class</b>		CLASS 10
<b>Design of the overload circuit breaker</b>		thermal (bimetallic)

#### UL/CSA ratings:

<b>Full-load current (FLA) for three-phase AC motor</b>		
<ul style="list-style-type: none"> <li>at 480 V Rated value</li> </ul>	A	4
<b>yielded mechanical performance [hp]</b>		
<ul style="list-style-type: none"> <li>for three-phase AC motor at 200/208 V Rated value</li> <li>for three-phase AC motor at 220/230 V Rated value</li> <li>for three-phase AC motor at 460/480 V Rated value</li> <li>for three-phase AC motor at 575/600 V Rated value</li> </ul>	metric hp metric hp metric hp metric hp	0.75 1 2 3

#### Short-circuit:

<b>Product function Short circuit protection</b>		Yes
<b>Design of the short-circuit trip</b>		magnetic
<b>Conditional short-circuit current (I<sub>q</sub>)</b>		
<ul style="list-style-type: none"> <li>at 690 V acc. to IEC 60947-4-1 Rated value</li> <li>at 400 V acc. to IEC 60947-4-1 Rated value</li> <li>at 500 V acc. to IEC 60947-4-1 Rated value</li> </ul>	A A A	4 000 153 000 100 000

#### Installation/ mounting/ dimensions:

<b>mounting position</b>		vertical
<b>Mounting type</b>		for snapping onto 60 mm busbar systems
<b>Height</b>	mm	200
<b>Width</b>	mm	90

<b>Depth</b>	mm	155.1
<b>Required spacing</b>		
<ul style="list-style-type: none"> <li>• for grounded parts <ul style="list-style-type: none"> <li>— forwards mm 0</li> <li>— Backwards mm 0</li> <li>— upwards mm 20</li> <li>— at the side mm 9</li> <li>— downwards mm 10</li> </ul> </li> <li>• for live parts <ul style="list-style-type: none"> <li>— forwards mm 0</li> <li>— Backwards mm 0</li> <li>— upwards mm 20</li> <li>— downwards mm 10</li> <li>— at the side mm 9</li> </ul> </li> </ul>		

**Connections/ Terminals:**

<b>Type of electrical connection</b>		
<ul style="list-style-type: none"> <li>• for main current circuit</li> </ul>		screw-type terminals

**Safety related data:**

<b>B10 value with high demand rate acc. to SN 31920</b>		1 000 000
<b>Proportion of dangerous failures</b>		
<ul style="list-style-type: none"> <li>• with high demand rate acc. to SN 31920</li> </ul>	%	73
<b>Protection against electrical shock</b>		finger-safe

**Mechanical data:**

<b>Size of the circuit-breaker</b>		S00
<b>Size of load feeder</b>		S00

**Ambient conditions:**

<b>Ambient temperature</b>		
<ul style="list-style-type: none"> <li>• during operation</li> <li>• during storage</li> <li>• during transport</li> </ul>	°C	-20 ... +60
	°C	-50 ... +80
	°C	-50 ... +80

**Certificates/ approvals:**

General Product Approval	For use in hazardous locations	Declaration of Conformity	Test Certificates
--------------------------	--------------------------------	---------------------------	-------------------



[Declaration of the Compliance with the order](#)

Test Certificates	Shipping Approval
-------------------	-------------------

[Type Test Certificates/Test Report](#)

[Special Test Certificate](#)



GL

Shipping Approval	other
-------------------	-------



[Environmental Confirmations](#)

[Declaration of Conformity](#)

[other](#)

#### Further information

##### Information- and Downloadcenter (Catalogs, Brochures,...)

<http://www.siemens.com/industrial-controls/catalogs>

##### Industry Mall (Online ordering system)

<http://www.siemens.com/industrymall>

##### Cax online generator

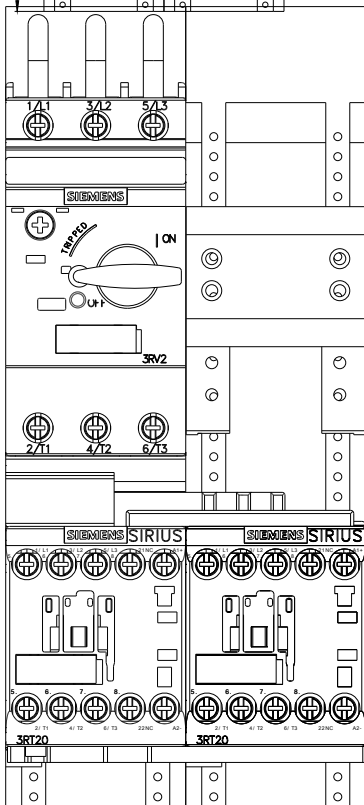
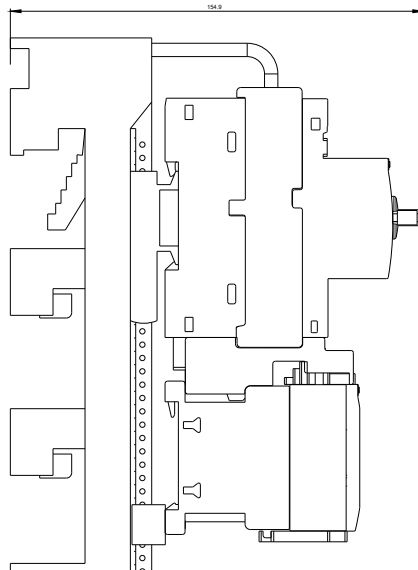
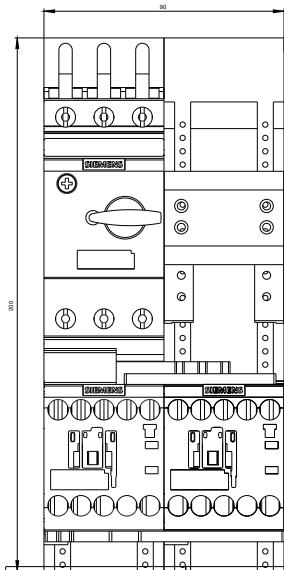
<http://support.automation.siemens.com/WW/CAXorder/default.aspx?lang=en&mfb=3RA22101ED152BB4>

##### Service&Support (Manuals, Certificates, Characteristics, FAQs,...)

<http://support.automation.siemens.com/WW/view/en/3RA22101ED152BB4/all>

##### Image database (product images, 2D dimension drawings, 3D models, device circuit diagrams, EPLAN macros, ...)

[http://www.automation.siemens.com/bilddb/cax\\_de.aspx?mfb=3RA22101ED152BB4&lang=en](http://www.automation.siemens.com/bilddb/cax_de.aspx?mfb=3RA22101ED152BB4&lang=en)



REBR&REBEF&ZV&C&DHERUNGSL



REBR&REBEF&ZV&C&DHERUNGSL

last modified:

11.03.2015