

CONTACTOR RELAY 62E EN 50 011 6NO+2NC,  
SCREW TERMINALS DC OPERATION DC SOLENOID  
SYSTEM DC 60V

#### General technical data:

Size of contactor		0
Ambient temperature during operation	°C	-25 ... +55
Protection class IP on the front		IP20
Equipment marking acc. to DIN 40719 extended according to IEC 204-2 acc. to IEC 750		K
Equipment marking acc. to DIN EN 61346-2		K
Equipment marking acc. to DIN EN 81346-2		K

#### Control circuit/ Control:

Type of voltage of the control supply voltage		DC
Control supply voltage		
<ul style="list-style-type: none"> <li>• for DC</li> <li>— Rated value</li> </ul>	V	60

#### Auxiliary circuit:

Operating current at AC-15		
<ul style="list-style-type: none"> <li>• at 230 V Rated value</li> <li>• at 400 V Rated value</li> </ul>	A	10 6
Identification number and letter for switching elements		62 E
Number of NC contacts for auxiliary contacts		2
<ul style="list-style-type: none"> <li>• lagging switching</li> <li>• delayed switching</li> <li>• make-before-break switching</li> </ul>		0 0 0
Number of NO contacts for auxiliary contacts		

• delayed switching		0
• leading contact		0
• make-before-break switching		0
<b>Number of CO contacts for auxiliary contacts</b>		0

**Connections/ Terminals:**





<b>Type of electrical connection for auxiliary and control current circuit</b>		screw-type terminals
--	--	----------------------

**Mechanical data:**

<b>Mounting type</b>		screw and snap-on mounting onto 35 mm standard mounting rail according to DIN EN 50022
<b>Width</b>	mm	45
<b>Height</b>	mm	78
<b>Depth</b>	mm	135

**Certificates/ approvals:**

General Product Approval			Test Certificates		
 CCC	 CSA	 UL		<a href="#">Type Test Certificates/Test Report</a>	<a href="#">Special Test Certificate</a>

Test Certificates	Shipping Approval				other
<a href="#">other</a>	 DNV	 GL	 LRS	 RMRS	<a href="#">Declaration of Conformity</a>

other	
<a href="#">Environmental Confirmations</a>	<a href="#">other</a>

**Safety related data:**

<b>Protection against electrical shock</b>		finger-safe
B10 value with high demand rate acc. to SN 31920		1 000 000
• Note		With 0.3 x Ie
<b>T1 value for proof test interval or service life acc. to IEC 61508</b>	y	20

**Further information**

**Information- and Downloadcenter (Catalogs, Brochures,...)**

<http://www.siemens.com/industrial-controls/catalogs>

**Industry Mall (Online ordering system)**

<http://www.siemens.com/industrymall>

**Cax online generator**

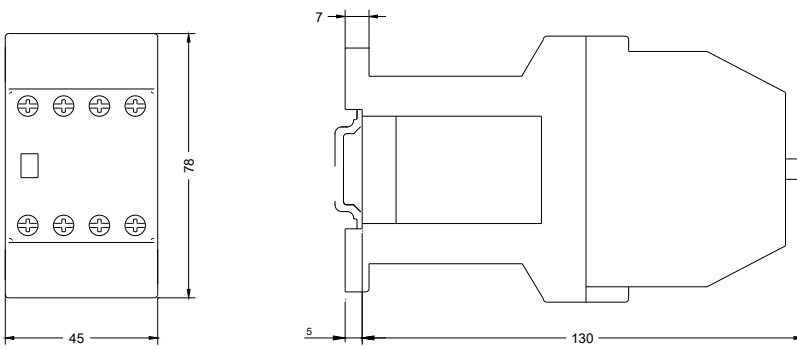
<http://support.automation.siemens.com/WW/CAXorder/default.aspx?lang=en&mfb=3TH42620BE4>

**Service&Support (Manuals, Certificates, Characteristics, FAQs,...)**

<http://support.automation.siemens.com/WW/view/en/3TH42620BE4/all>

**Image database (product images, 2D dimension drawings, 3D models, device circuit diagrams, EPLAN macros, ...)**

<http://www.automation.siemens.com/bilddb/index.aspx?attID9=3TH42620BE4&lang=en>



last modified:

09.03.2015