

GCJ31CR71C106KA15#

“#” indicates a package specification code.



< List of part numbers with package codes >

GCJ31CR71C106KA15L GCJ31CR71C106KA15K

Appearance & Shape



References

Packaging	Specifications	Standard Packing Quantity
L	180Embossed Tape	2000
K	330Embossed Tape	6000

Mass (typ.)	
1 piece	52.0mg
φ180mm Reel	144g

Notices

Resin external electrode products

Attention

- 1.This datasheet is downloaded from the website of Murata Manufacturing Co., Ltd. Therefore, it's specifications are subject to change or our products in it may be discontinued without advance notice. Please check with our sales representatives or product engineers before ordering.
- 2.This datasheet has only typical specifications because there is no space for detailed specifications.
Therefore, please review our product specifications or consult the approval sheet for product specifications before ordering.

GCJ31CR71C106KA15#

“#” indicates a package specification code.



Specifications

Length	3.2±0.3mm
Width	1.6±0.3mm
Thickness	1.6±0.3mm
Capacitance	10μF ±10%
Distance between external terminals g	1.5mm min.
External terminal size e	0.3 to 1.0mm
Operating Temperature Range	-55°C to 125°C
Rated Voltage	16Vdc
Size code in inch(mm)	1206 (3216M)
Capacitance change rate	±15.0%
Temperature characteristics (complied standard)	X7R(EIA)
Temperature range of temperature characteristics	-55°C to 125°C

Attention

1.This datasheet is downloaded from the website of Murata Manufacturing Co., Ltd. Therefore, it's specifications are subject to change or our products in it may be discontinued without advance notice. Please check with our sales representatives or product engineers before ordering.

2.This datasheet has only typical specifications because there is no space for detailed specifications.

Therefore, please review our product specifications or consult the approval sheet for product specifications before ordering.

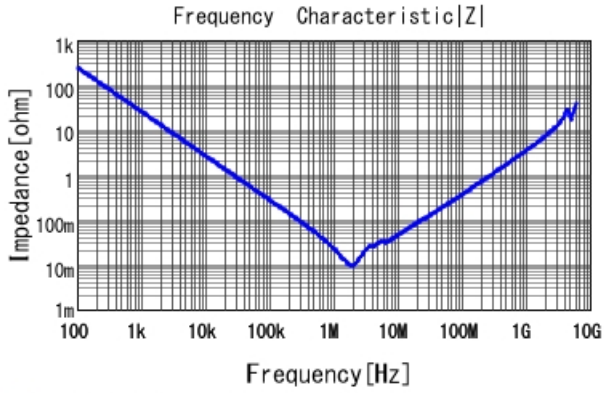
GCJ31CR71C106KA15#

"#" indicates a package specification code.

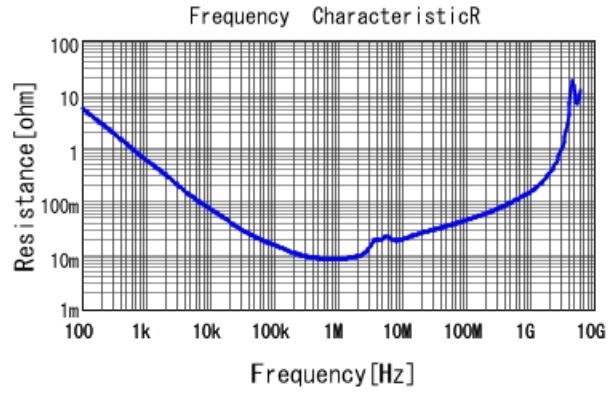


Characteristic Data

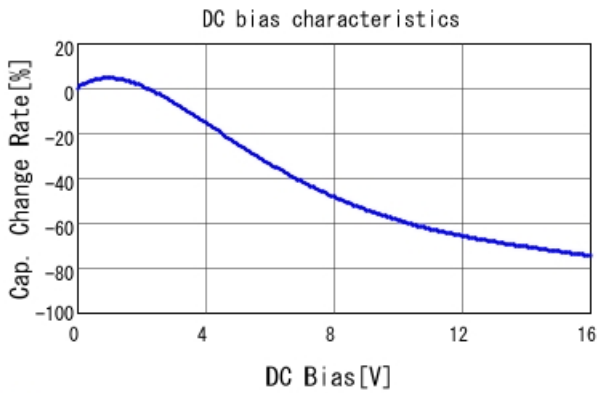
The charts below may show another part number which shares its characteristics.



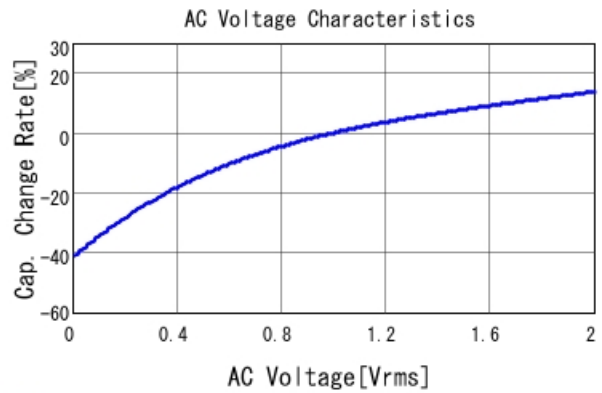
■ GCJ31CR71C106KA15 |Z| DC0V, 25degC



■ GCJ31CR71C106KA15 R DC0V, 25degC



■ GCJ31CR71C106KA15 C-DC bias capchange, 25.0degC, AC1.



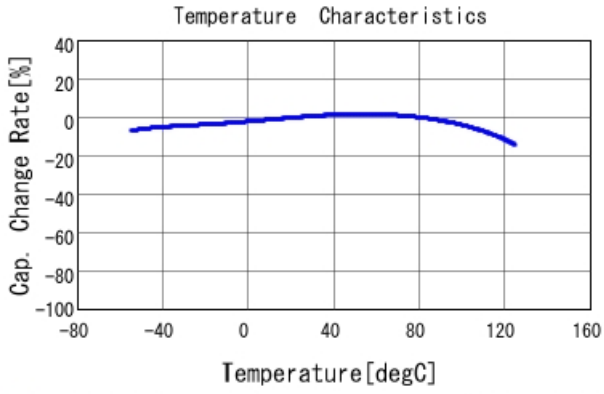
■ GCJ31CR71C106KA15 C-AC Voltage capchange, DC0V, 25.0d

Attention

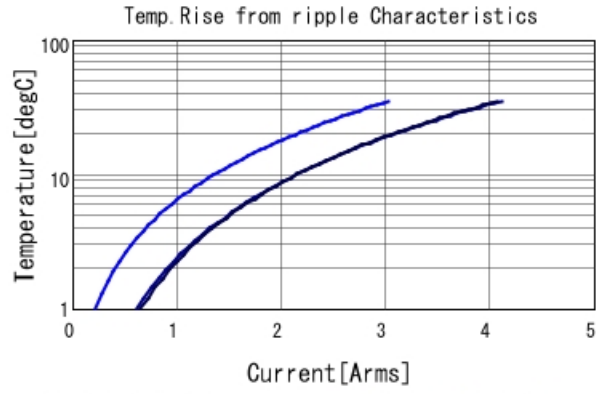
- 1.This datasheet is downloaded from the website of Murata Manufacturing Co., Ltd. Therefore, it's specifications are subject to change or our products in it may be discontinued without advance notice. Please check with our sales representatives or product engineers before ordering.
- 2.This datasheet has only typical specifications because there is no space for detailed specifications. Therefore, please review our product specifications or consult the approval sheet for product specifications before ordering.

GCJ31CR71C106KA15#

“#” indicates a package specification code.



■ GCJ31CR71C106KA15 C-Temp. capchange, DCO. 0V, AC1. 0Vrm



GCJ31CR71C106KA15 Temp. rise ■ 80kHz ■ 400kHz ■ 800kHz

Attention

1. This datasheet is downloaded from the website of Murata Manufacturing Co., Ltd. Therefore, its specifications are subject to change or our products in it may be discontinued without advance notice. Please check with our sales representatives or product engineers before ordering.
2. This datasheet has only typical specifications because there is no space for detailed specifications. Therefore, please review our product specifications or consult the approval sheet for product specifications before ordering.