

Data sheet

UV LED

EOLD-365-525

Radiation	Type	Case
Ultraviolet	GaN	5 mm plastic lens

Description:	
	<p>High power, high-speed, narrow beam angle, high reliability</p> <p>Dimension in mm</p>

Maximum Ratings

T_{amb} = 25°C, unless otherwise specified

Parameter	Test Conditions	Symbol	Value	Unit
Forward current		I _F	25	mA
Peak forward current	t < 0.1 ms, t/T < 1/10	I _{FM}	100	mA
Power dissipation		P _D	100	mW
Operating temperature range		T _{amb}	-30 to +80	°C
Storage temperature range		T _{stg}	-30 to +85	°C
Lead soldering temperature	< 5 s, 3 mm from case	T _{slg}	260	°C

Optical and Electrical Characteristics

T_{amb} = 25°C, unless otherwise specified

Parameter	Symbol	Conditions	Min	Typ	Max	Unit
Forward voltage	V _F	I _F = 20 mA	3.2	3.6	4.2	V
Radiant power	Φ _e	I _F = 20 mA	2.4		6	mW
Peak wavelength	λ _p	I _F = 20 mA	363		370	nm
FWHM	Δλ _{0.5}	I _F = 20 mA	10		20	nm
Viewing angle	φ	I _F = 20 mA		15		deg.

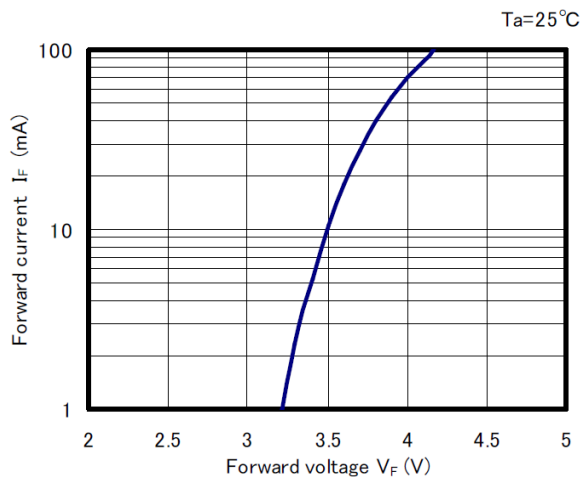


Data sheet

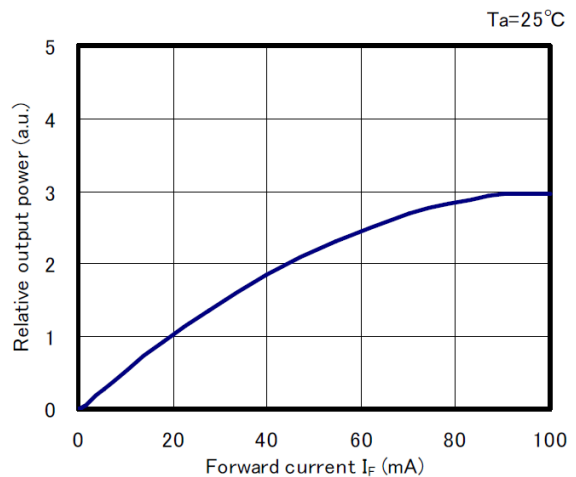
UV LED

EOLD-365-525

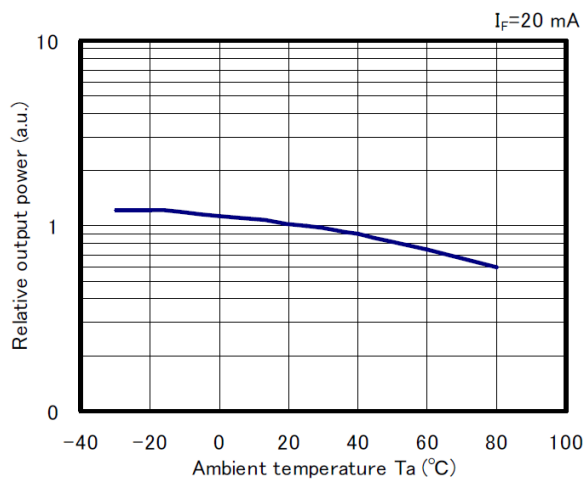
■ Forward voltage vs. Forward current



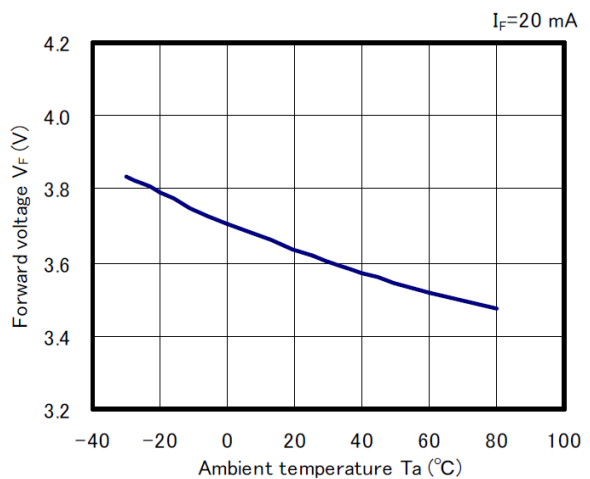
■ Forward current vs. Relative output power



■ Ambient temperature vs. Relative output power



■ Ambient temperature vs. Forward voltage

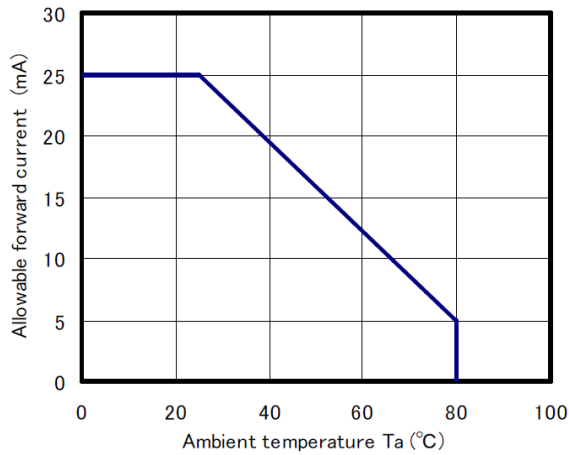


Data sheet

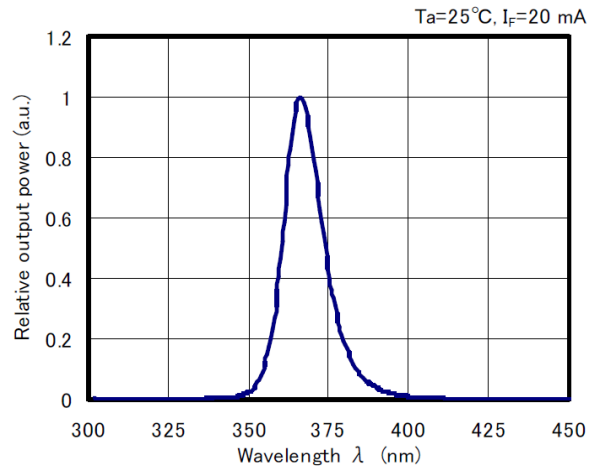
UV LED

EOLD-365-525

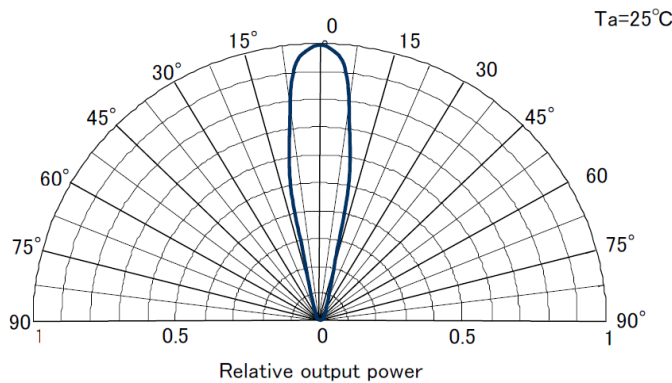
■ Ambient temperature vs. Allowable forward current



■ Spectrum



■ Directivity



Art. No. 132 002



We reserve the right to make changes to improve technical design and may do so without further notice. Parameters can vary in different applications. All operating parameters must be validated for each customer application by the customer.