

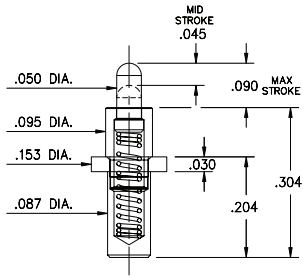
# SPRING-LOADED PINS

## DISCRETE SPRING-LOADED CONTACTS • POWER SPRING PINS

### 0850

0850-0-15-20-83-14-11-0

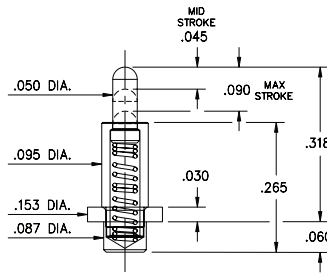
Power spring pin  
Solder Mount in .090 min. mounting hole



### 0851

0851-0-15-20-82-14-11-0

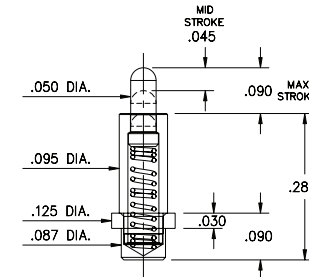
Power spring pin  
Solder Mount in .090 min. mounting hole



### 0853

0853-0-15-20-82-14-11-0

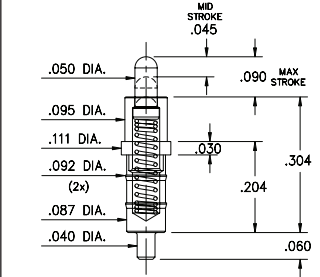
Power spring pin  
Solder Mount in .090 min. mounting hole



### 0852

0852-0-15-20-83-14-11-0

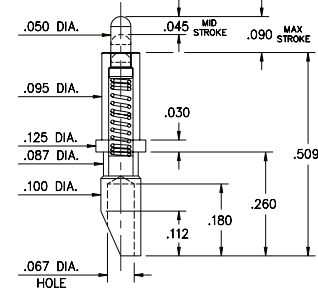
Power spring pin  
Solder Mount in .043 min. mounting hole



### 0854

0854-0-15-20-82-14-11-0

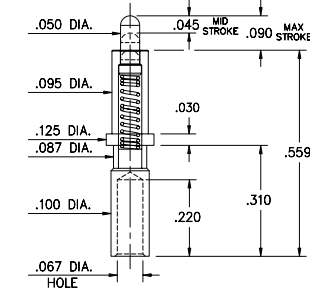
Power spring pin, Soldercup  
Accepts wire sizes up to .057" Dia.



### 0855

0855-0-15-20-82-14-11-0

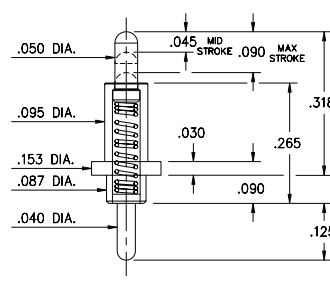
Power spring pin, Wire crimp termination  
for wire sizes 16 AWG Max. / 20 AWG Min.



### 0856

0856-0-15-20-82-14-11-0

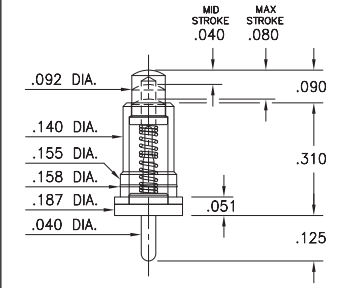
Power spring pin  
Solder Mount in .043 min. mounting hole



### 0861

0861-0-15-20-82-14-11-0

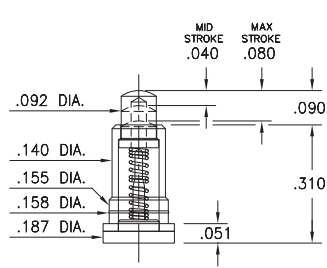
Solder Mount in .043 min. mounting hole  
\*Force @ Mid. Stroke 100g



### 0871

0871-0-15-20-82-14-11-0

Long stroke, Surface Mount  
\*Force @ Mid. Stroke 100g



#### Material Specifications:

**Sleeve & Plunger Material:** Copper Alloy  
**Spring Material:** Stainless Steel 302  
**Sleeve & Plunger Finish:** 20 μ" Gold over Nickel  
**Spring Finish:** 10 μ" Gold over Nickel  
**Dimensions:** Inches  
**Tolerances On:** Lengths: ±.006  
Diameters: ±.002  
Angles: ±2°



#### Mechanical & Electrical Specifications:

**Durability:** 1,000,000 cycles  
**Rated Current (Free air):**  
Continuous 9 amps @ 10° C temperature rise  
**Contact Resistance:** 20 mΩ max.  
**Environmental Specifications:**  
**Operating temperature range:** -55/+125° C

**82, 83 Springs are not interchangeable**

Order Code: 08XX - X - 15 - 20 - 8X - 14 - 11 - 0

Spring Number

Spring Number	Mid. Stroke	Max. Stroke	Force @ Mid. Stroke	Initial Force (Pre-Load)
* 82	.045	.090	120 g	25 g
83	.045	.090	120 g	25 g

