

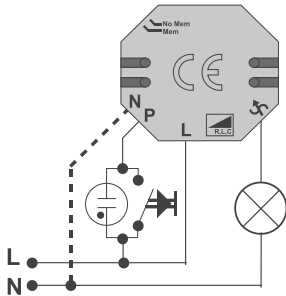


Illuminate

873 010 rlc

- Universal dimmer for R,L,C loads
- Suitable for leading or trailing edge
- Automatic detection of the connected type of load*
- Suitable for incandescent and halogen lamps
- Even suitable for electronic transformers

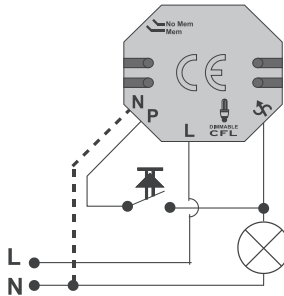
* Do not connect different types of lamps / loads to the same dimmer



Order number	Distribution
873 010 rlc	flush-mounted fitting
▼ Housing colour	

873 020 cfl

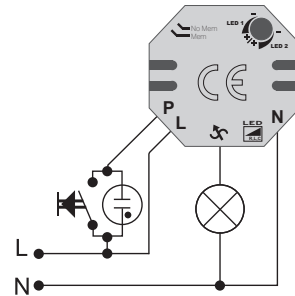
- Suitable for dimmable compact fluorescent lamps (dimmable CFLs)



Order number	Distribution
873 020 cfl	flush-mounted fitting
▼ Housing colour	

873 030 led

- Universal dimmer for dimmable LED-Lamps for leading edge dimming OR dimmable LED lamps with electronic transformer for trailing edge dimming
- Adjustable minimum dimming-value



Order number	Distribution
873 030 led	flush-mounted fitting
▼ Housing colour	

Overview

Dimmer	Load type	Type of dimming	Allowed lamps / lamp load
873 010 rlc*	R	Leading or Trailing edge	Incandescent or 230 V~ Halogen lamps
	L	Leading edge	LV Halogen lamps with Ferromagnetic or Leading edge Electronic transformer
	C	Trailing edge	LV Halogen lamps with Trailing edge Electronic transformer
873 020 cfl	CFL	Leading edge	Dimmable CFL with built-in ballast
873 030 led**	LED (at Pos. LED 1)	Leading edge	Dimmable 230 V~ LED lamps (leading edge dimming)
	LED (at Pos. LED 2)	Trailing edge	Dimmable 230 V~ LED lamps (trailing edge dimming)
	LED (at Pos. LED 2)	Trailing edge	Dimmable 12 V~ LED lamps (trailing edge dimming) with electronic transformer, type C

* Automatic detection of the load type
 ** Manual load and threshold setting

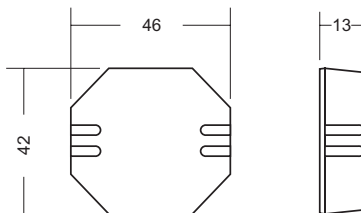
PLEASE NOTE:
 When calculating the max. loads please take into account power dissipation of transformers:
 For conventional transformers ~ 20% power dissipation / For electronic transformers ~ 2% power dissipation.
 For all transformers and lamps, please take into account the specifications of the manufacturer!

- For pushbuttons
- Installation in standard boxes behind a pushbutton possible
- Small design (13 mm)
- Easy to connect (litz wires approx. 10 cm included)
- Memory of the last dimming value (can be activated via dip switch)
- Softstart function
- Protection against overload, short circuit and overheat

Dimmer 873 010 rlc / 873 020 cfl / 873 030 led flush-mounted fitting

Highlights

- Small design
- Easy to connect
- Stepless dimming
- Soft starting



Technical data

Supply voltage	230 V, 50 Hz		
Power consumption	3 VA		
Dimensions	46 x 42 x 13 mm		
Permitted ambient temperature	0°...+40°C		
Type of protection	IP 20 to DIN EN 60529		
	873 010 rlc	873 020 cfl	873 030 led
Type of lamps	incandescent lamps, halogen lamps	dimnable compact fluorescent lamps	dimnable LED-lamps
Max. number of pushbuttons	unlimited (max. 3 lighted pushbuttons)	unlimited (no lighted pushbuttons)	unlimited (max. 3 lighted pushbuttons)
Types of load	R, L, C	CFL	LED
230 V ~ Incandescent lamps (R)	15–400 W	—	—
230 V ~ HV-Halogen lamps (R)	15–400 W	—	—
Ferromagnetic transformers for LV-halogen lamps (L)	20–250 W	—	—
Electronic transformers for LV-halogen lamps (L)	15–400 W	—	—
Leading Edge			
Electronic transformers for LV-halogen lamps (C)	15–400 W	—	—
Trailing Edge			
Dimmable compact fluorescent lamps	—	20–200 W	—
Dimmable 230 V ~ LED lamps (leading edge dimming)	—	—	4–100 W
Dimmable 230 V ~ LED lamps (trailing edge dimming)	—	—	4–100 W
Dimmable 12 V ~ LED lamps (trailing edge dimming) with electronic transformer, type C	—	—	1 lamp per transformer / max. 6 transformers (50 W)