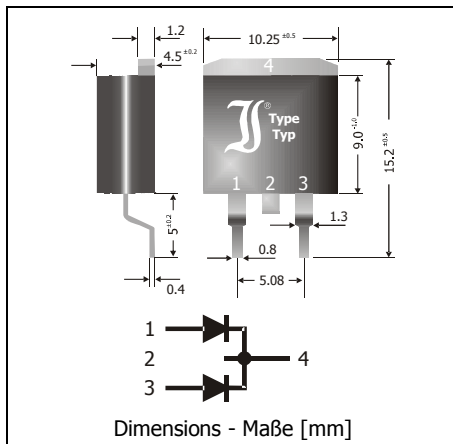


SK3020CD2 ... SK30100CD2

Surface Mount Schottky Rectifier Diodes– Common Cathode Schottky-Gleichrichterdioden für die Oberflächenmontage – Gemeinsame Kathode

Version 2012-01-16



Nominal Current Nennstrom	30 A
Repetitive peak reverse voltage Periodische Spitzensperrspannung	20...100 V
Plastic case Kunststoffgehäuse	TO-263 D2PAK
Weight approx. – Gewicht ca.	1.6 g
Plastic material has UL classification 94V-0 Gehäusematerial UL94V-0 klassifiziert	
Standard packaging in tubes Standard Lieferform in Stangen	



Green Molding
Halogen-Free¹

Maximum ratings and Characteristics

Grenz- und Kennwerte

Type Typ	Repetitive peak reverse voltage Periodische Spitzensperrspannung V_{RRM} [V]	Surge peak reverse voltage Stoßspitzensperrspannung V_{RSM} [V]	Forward Voltage Durchlass-Spannung V_F [V] ^{2) 3)}	
			$I_F = 5 A$	$I_F = 15 A$
SK3020CD2	20	20	< 0.49	< 0.55
SK3030CD2	30	30	< 0.49	< 0.55
SK3040CD2	40	40	< 0.49	< 0.55
SK3045CD2	45	45	< 0.49	< 0.55
SK3050CD2	50	50	< 0.63	< 0.70
SK3060CD2	60	60	< 0.63	< 0.70
SK3080CD2	80	80	< 0.77	< 0.85
SK30100CD2	100	100	< 0.77	< 0.85

Max. average forward rectified current, R-load Dauergrenzstrom in Einwegschtaltung mit R-Last	$T_C = 100^\circ C$	I_{FAV} I_{FAV}	15 A ³⁾ 30 A ⁴⁾
Repetitive peak forward current – Periodischer Spitzenstrom	$f > 15 Hz$	I_{FRM}	55 A ³⁾
Peak forward surge current 50/60 Hz half sine-wave Stoßstrom für eine 50/60 Hz Sinus-Halbwellen	SK3020CD2... SK3060CD2 $T_A = 25^\circ C$	I_{FSM}	280/320 A ³⁾
	SK3080CD2... SK30100CD2 $T_A = 25^\circ C$	I_{FSM}	240/270 A ³⁾
Rating for fusing, $t < 10 ms$ – Grenzlastintegral, $t < 10 ms$	$T_A = 25^\circ C$	i^2t	390 A ² s ³⁾
Junction temperature – Sperrschichttemperatur in DC forward mode – bei Gleichstrom-Durchlassbetrieb		T_j T_j	-50...+150°C $\leq 200^\circ C$
Storage temperature – Lagerungstemperatur		T_s	-50...+175°C

1 From 2H/2012 – Ab 2H/2012

2 $T_j = 25^\circ C$

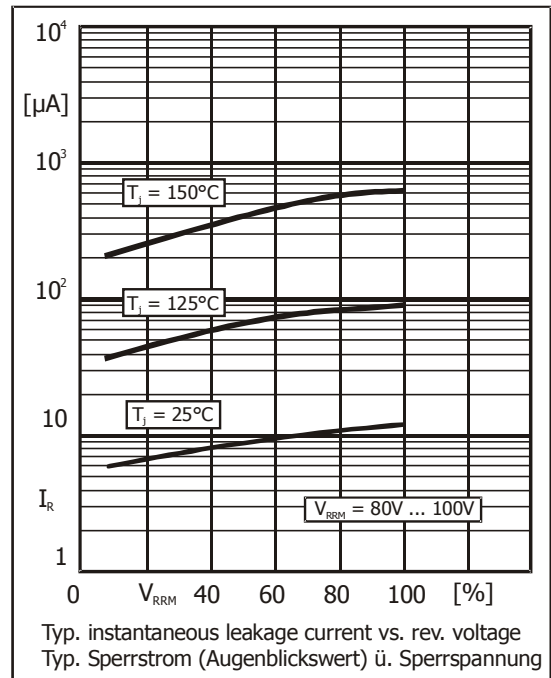
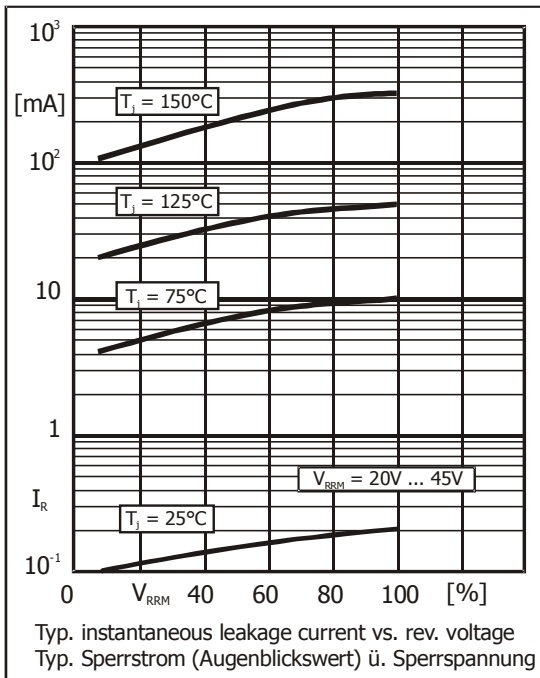
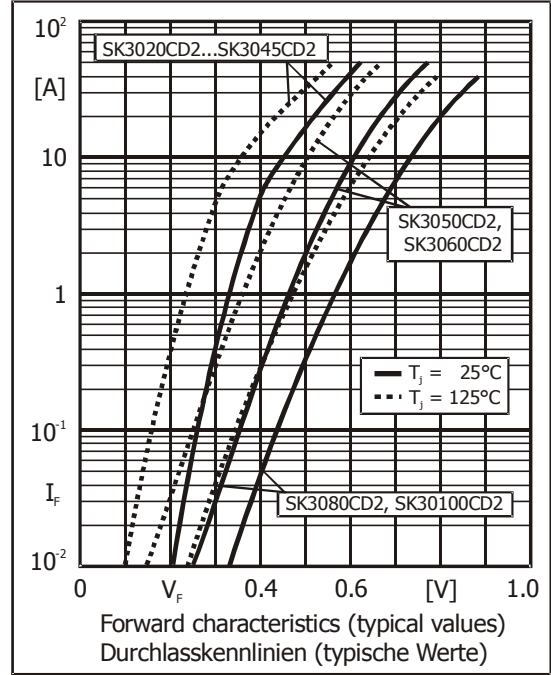
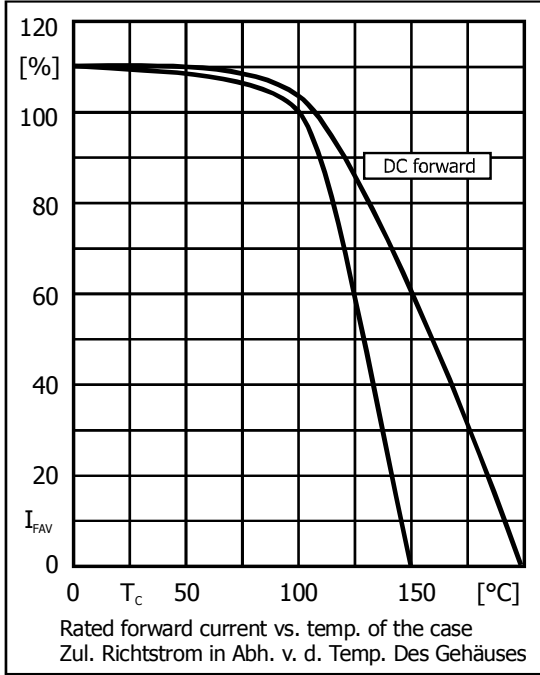
3 Per diode; data for SK3050CD2...SK3060CD2 preliminary – Pro Diode; Daten für SK3050CD2...SK3060CD2 vorläufig

4 Per device (parallel operation) – Pro Bauteil (Parallelbetrieb)

Characteristics

Kennwerte

Leakage current Sperrstrom	$T_j = 25^\circ\text{C}$ $V_R = V_{RRM}$	I_R	< 500 μA^1)
Thermal resistance junction to case Wärmewiderstand Sperrschicht - Gehäuse		R_{thc}	< 1.5 K/W^2)



1 Per diode – Pro Diode
2 Per device (parallel operation) – Pro Bauteil (Parallelbetrieb)