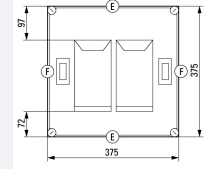


Ci44 individual enclosure; including two NH00 disconnectors

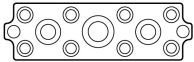
**Part no.** XNH00-2X-CI44E  
**Catalog No.** 184455

## Delivery program

Dimensions		mm	
Product range			Ci insulated enclosures
Basic function			Enclosures with devices fitted
Product function			Individual enclosures with NH fuse switch-disconnectors
Single unit/Complete unit			Stand-alone device
Degree of Protection			IP65
Description			Metric cable entry knockouts in all sides Integrated pressure-relief mechanism for short-circuits Fuse switch-disconnector fitted to steel mounting plate Fixing straps for wall fixing Sealable cover fasteners
Type cover			Transparent
Information about equipment supplied			Terminal for connecting the 4th conductor (PEN)
Width		mm	375
Height		mm	375
Depth		mm	150
Rated operational current	$I_e$	A	2 x 150
Rated operational voltage	$U_e$	V AC	690
Fuse cartridge		Size	NH00
5 <sup>th</sup> conductor can be retrofitted			K95/1N/BR

### Notes

**E**



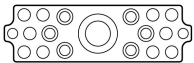
1 x M50/32

2 x M40/25

8 x M25/16

2 x M20

**F**



1 x M63/40

6 x M25/16

10 x M20

2 x M16

## Additional product information (links)

### AWA32-567 Ci insulated enclosure

AWA32-567 Ci insulated enclosure [ftp://ftp.moeller.net/DOCUMENTATION/AWA\\_INSTRUCTIONS/05670392.pdf](ftp://ftp.moeller.net/DOCUMENTATION/AWA_INSTRUCTIONS/05670392.pdf)

### IL0131109ZU Fuse switch-disconnector XNH

IL0131109ZU Fuse switch-disconnector XNH [ftp://ftp.moeller.net/DOCUMENTATION/AWA\\_INSTRUCTIONS/IL0131109ZU2015\\_11.pdf](ftp://ftp.moeller.net/DOCUMENTATION/AWA_INSTRUCTIONS/IL0131109ZU2015_11.pdf)

Manufacturer's Declaration CI-RoHS [ftp://ftp.moeller.net/DOCUMENTATION/PDF/2013-01-31\\_Ci\\_RoHS.pdf](ftp://ftp.moeller.net/DOCUMENTATION/PDF/2013-01-31_Ci_RoHS.pdf)

Declaration of conformity [ftp://ftp.moeller.net/DOCUMENTATION/PDF/ci\\_ce.pdf](ftp://ftp.moeller.net/DOCUMENTATION/PDF/ci_ce.pdf)