



LOAD FEEDER FUSELESS DIRECT START, AC 400V, SZ S00 2.8. . .4A, AC 230V SCREW CONNECTION FOR RAIL-MOUNTING, TYPE OF COORDINATION 2, IQ = 150KA (ALSO FULFILLS TYPE OF COORDINATION 1) 1NO (CONTACTOR)

product brand name	SIRIUS
Product designation	non-fused load feeders 3RA2
Manufacturer article number	
<ul style="list-style-type: none"> • of the supplied contactor • of the supplied circuit-breakers • of the supplied link module 	3RT2015-1AP01 3RV2011-1EA10 3RA1921-1DA00

General technical data:

Insulation voltage		
<ul style="list-style-type: none"> • with degree of pollution 3 Rated value 	V	690
Shock resistance		
<ul style="list-style-type: none"> • acc. to IEC 60068-2-27 		6g / 11 ms
Surge voltage resistance Rated value	kV	6
Type of assignment		2
Protection class IP		
<ul style="list-style-type: none"> • on the front 		IP20

Main circuit:

Number of poles for main current circuit		3
Adjustable response value current of the current-dependent overload release	A	2.8 ... 4
Operating voltage		
<ul style="list-style-type: none"> • Rated value • at AC-3 Rated value maximum 	V	690
	V	690
Operating frequency Rated value	Hz	50 ... 60
Operating current		
<ul style="list-style-type: none"> • at AC-3 		

— at 400 V Rated value	A	3.6
Operating power		
• at AC-3		
— at 400 V Rated value	W	1 500
— at 500 V Rated value	W	2 200
— at 690 V Rated value	W	3 000

Control circuit/ Control:

Control supply voltage with AC		
• at 50 Hz Rated value	V	230
• at 60 Hz Rated value	V	230
Apparent holding power of the magnet coil with AC	V·A	4.2

Auxiliary circuit:

Product expansion Auxiliary switch		Yes
---	--	-----

Protective and monitoring functions:

Trip class		CLASS 10
Design of the overload circuit breaker		thermal (bimetallic)

UL/CSA ratings:

Full-load current (FLA) for three-phase AC motor		
• at 480 V Rated value	A	4
yielded mechanical performance [hp]		
• for three-phase AC motor at 200/208 V Rated value	metric hp	0.75
• for three-phase AC motor at 220/230 V Rated value	metric hp	1
• for three-phase AC motor at 460/480 V Rated value	metric hp	2
• for three-phase AC motor at 575/600 V Rated value	metric hp	3

Short-circuit:

Product function Short circuit protection		Yes
Design of the short-circuit trip		magnetic
Conditional short-circuit current (I_q)		
• at 690 V acc. to IEC 60947-4-1 Rated value	A	4 000
• at 400 V acc. to IEC 60947-4-1 Rated value	A	153 000
• at 500 V acc. to IEC 60947-4-1 Rated value	A	100 000

Installation/ mounting/ dimensions:

mounting position		vertical
Mounting type		screw and snap-on mounting onto 35 mm standard mounting rail
Height	mm	167.2
Width	mm	45

Depth	mm	97.1
Required spacing		
<ul style="list-style-type: none"> • for grounded parts <ul style="list-style-type: none"> — forwards mm 0 — Backwards mm 0 — upwards mm 20 — at the side mm 9 — downwards mm 10 • for live parts <ul style="list-style-type: none"> — forwards mm 0 — Backwards mm 0 — upwards mm 20 — downwards mm 10 — at the side mm 9 		

Connections/ Terminals:

Type of electrical connection		
<ul style="list-style-type: none"> • for main current circuit 		screw-type terminals

Safety related data:

B10 value with high demand rate acc. to SN 31920		1 000 000
Proportion of dangerous failures		
<ul style="list-style-type: none"> • with high demand rate acc. to SN 31920 	%	73
Protection against electrical shock		finger-safe

Mechanical data:

Size of the circuit-breaker		S00
Size of load feeder		S00

Ambient conditions:

Ambient temperature		
<ul style="list-style-type: none"> • during operation • during storage • during transport 	°C	-20 ... +60
	°C	-50 ... +80
	°C	-50 ... +80

Certificates/ approvals:

General Product Approval	For use in hazardous locations	Declaration of Conformity	Test Certificates
--------------------------	--------------------------------	---------------------------	-------------------



[Declaration of the Compliance with the order](#)

Test Certificates	Shipping Approval
-------------------	-------------------

[Type Test Certificates/Test Report](#)

[Special Test Certificate](#)



GL

Shipping Approval	other
-------------------	-------



[Environmental Confirmations](#)

[Declaration of Conformity](#)

[other](#)

Further information

Information- and Downloadcenter (Catalogs, Brochures,...)

<http://www.siemens.com/industrial-controls/catalogs>

Industry Mall (Online ordering system)

<http://www.siemens.com/industrymall>

Cax online generator

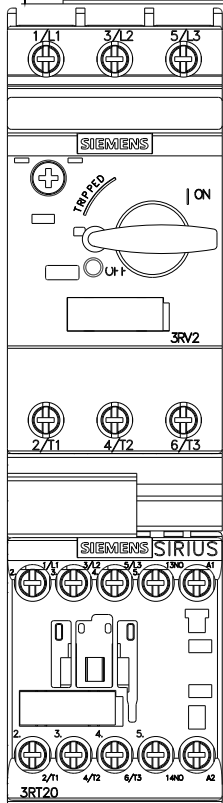
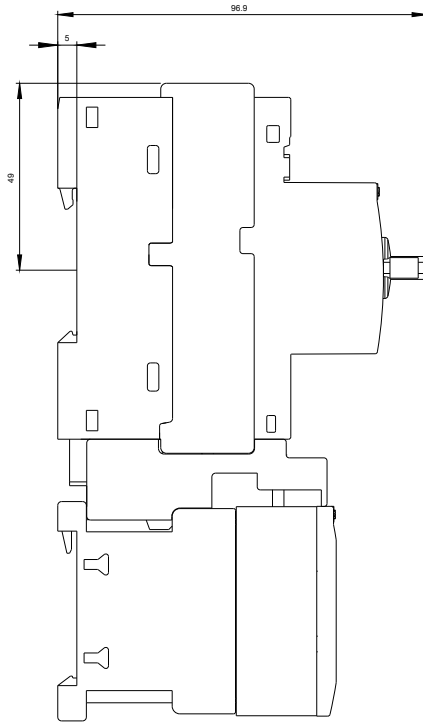
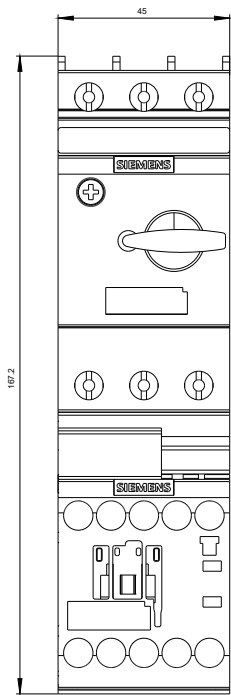
<http://support.automation.siemens.com/WW/CAXorder/default.aspx?lang=en&mfb=3RA21101EA151AP0>

Service&Support (Manuals, Certificates, Characteristics, FAQs,...)

<http://support.automation.siemens.com/WW/view/en/3RA21101EA151AP0/all>

Image database (product images, 2D dimension drawings, 3D models, device circuit diagrams, EPLAN macros, ...)

http://www.automation.siemens.com/bilddb/cax_de.aspx?mfb=3RA21101EA151AP0&lang=en



DREI-PHASIGER ABZWEIG, SICHERUNGSL.



DREI-PHASIGER ABZWEIG, SICHERUNGSL.

last modified:

11.03.2015