

TECHNICAL CHARACTERISTICS

MATERIAL
 INSULATOR: LCP
 FLAMABILITY RATING: UL94-V0
 COLOR: BLUE
 CONTACT MATERIAL: PHOSPHORE BRONZE
 CONTACT TYPE: STAMPED
 CONTACT PLATING: UNDERPLATE 1.27 to 2.54 µm Ni
 CONTACT AREA 0.76 µm Gold
 SOLDER TAIL AREA 2.54 to 5.08 µm Matt Tin
 SHIELDING: BRASS BRIGHT TIN PLATED

ENVIRONMENTAL

OPERATING TEMPERATURE: -20 up to +85°C
 COMPLIANCE: RoHS & LEAD FREE AS PER DIRECTIVE 2002/95/EC
 HALOGEN FREE COMPLIANT AS PER IEC 61249-2-21

ELECTRICAL

CURRENT RATING:
 - PIN 1 & PIN 4 (Vbus & corresponding ground PIN) 1.8A Max
 - OTHER PINS 0.25 A min
 WORKING VOLTAGE: 30Vac
 DIELECTRIC WITHSTANDING VOLTAGE: 100Vac/min
 INSULATION RESISTANCE: > 100MΩ
 CONTACT RESISTANCE:
 - PIN 1 & PIN 4: 30mΩ Max
 - OTHER PINS: 50mΩ Max
 IMPEDANCE: 90Ω +/- 15Ω @ 50ps RISE TIME (20~80%)

MECHANICAL

INSERTION FORCE: 35.0N Max
 EXTRACTION FORCE: 10.0N min
 QUALITY CLASS: 5000 MATING CYCLES

SOLDERING

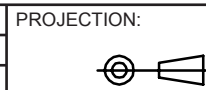
WAVE & REFLOW PROCESS AS PER JEDEC J-STD-020D

PACKAGING

TRAY

PCB LAYOUT - COMPONENT VIEW

RoHS Compliant			
G			
F			
E			
D			
C			
B			
A	16-SEP-10	PDF	JP
REV	DATE	FILE	BY



GENERAL TOLERANCE
 .X = +/- 0.2
 .XX = +/- 0.15



APPROVAL: RJ

UNIT: MM
 SCALE:
 SHEET: 1/2
 DRAW: JOE

DESCRIPTION: USB 3.0 SMT PLUG WITH CLIP TYPE A
 WERI PART NO: 692 112 030 100

SIZE
A4

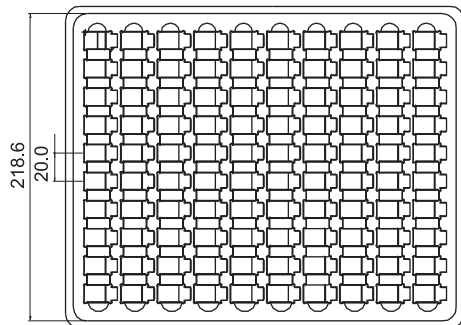
1

2

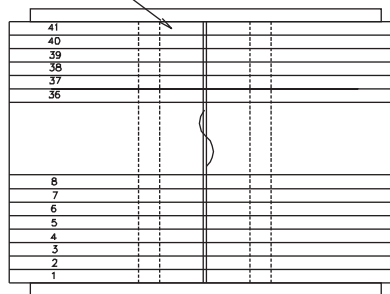
3

4

5



TOP LAYER IS EMPTY



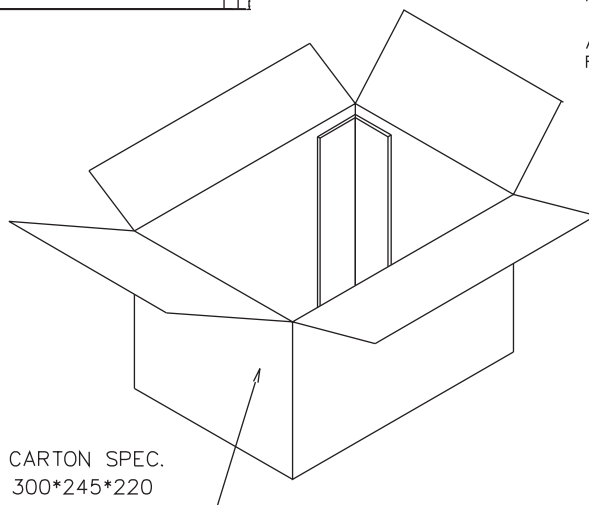
1TRAY 100PCS



NOTES

1. MATERIALS: PS

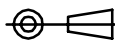
All Material in According With The Rohs Environment Related Substances List Controlled.



CARTON SPEC.
300*245*220

RoHS Compliant			
G			
F			
E			
D			
C			
B			
A			
REV	DATE	FILE	BY

PROJECTION:



GENERAL TOLERANCE

.X = +/- 0.2

.XX = +/- 0.15



APPROVAL: RJ

UNIT: MM

SCALE:

SHEET: 2/2

DRAW: JOE

DESCRIPTION: USB 3.0 SMT PLUG WITH CLIP TYPE A

WERI PART NO: 692 112 030 100

SIZE

A4

A

B

C

D