



Figure can vary

Part no.: 50122912
CML720i-R05-2320.R/PB-M12
Light curtain receiver



Contents

- Technical data
- Dimensioned drawings
- Electrical connection
- Operation and display
- Suitable transmitters
- Part number code
- Notes
- Accessories

Technical data

| Basic data | |
|-------------------------------------|---|
| Series | 720 |
| Operating principle | Throughbeam principle |
| Device type | Receiver |
| Contains | Accessories for the use of the BT-2R1 |
| Application | Object measurement |
| Special design | |
| Special design | Crossed-beam scanning Diagonal-beam scanning Parallel-beam scanning |
| Optical data | |
| Operating range | Guaranteed operating range |
| Operating range | 0.1 ... 3.5 m |
| Operating range limit | Typical operating range |
| Operating range limit | 0.1 ... 4.5 m |
| Measurement field length | 2,320 mm |
| Number of beams | 464 Piece(s) |
| Beam spacing | 5 mm |
| Measurement data | |
| Minimum object diameter | 10 mm |
| Electrical data | |
| Protective circuit | Polarity reversal protection Short circuit protected Transient protection |
| Performance data | |
| Supply voltage U_B | 18 ... 30 V , DC |
| Residual ripple | 0 ... 15 % , From U_B |
| Open-circuit current | 0 ... 435 mA , The specified values refer to the entire package consisting of transmitter and receiver. |
| Inputs/outputs selectable | |
| Output current, max. | 100 mA |
| Input resistance | 6,000 Ω |
| Number of inputs/outputs selectable | 2 Piece(s) |
| Type | Inputs/outputs selectable |
| Voltage type, outputs | DC |
| Switching voltage, outputs | Typ. U_B / 0 V |
| Voltage type, inputs | DC |
| Switching voltage, inputs | high: $\geq 6V$ low: $\leq 4V$ |
| Input/output 1 | |
| Activation/disable delay | 1 ms |
| Timing | |
| Cycle time | 14.32 ms |
| Response time per beam | 30 μs |

Interface

Type PROFIBUS DP

PROFIBUS DP

Function Process

Service interface

Type IO-Link

IO-Link

Function Configuration via software
Service

Connection

Number of connections 2 Piece(s)

Plug outlet Rear side

Connection 1

Function Configuration interface
Connection to transmitter
Signal IN
Signal OUT
Voltage supply

Type of connection Connector

Thread size M12

Type Male

Material Metal

No. of pins 8 -pin

Encoding A-coded

Connection 2

Function BUS IN
BUS OUT

Type of connection Connector

Thread size M12

Type Female

Material Metal

No. of pins 5 -pin

Encoding B-coded

Mechanical data

Design Cubic

Dimension (W x H x L) 29 mm x 35.4 mm x 2,343 mm

Housing material Metal , Aluminum

Lens cover material Plastic

Net weight 2,450 g

Housing color Silver

Type of fastening Groove mounting
Via optional mounting device

Operation and display

Type of display LED
OLED display

Number of LEDs 2 Piece(s)

Type of configuration Software
Teach-in

Environmental data

| | |
|--------------------------------|---------------|
| Ambient temperature, operation | -30 ... 60 °C |
| Ambient temperature, storage | -40 ... 70 °C |

Certifications

| | |
|----------------------|---------------|
| Degree of protection | IP 65 |
| Protection class | III |
| Certifications | c CSA US |
| Standards applied | IEC 60947-5-2 |

Classification

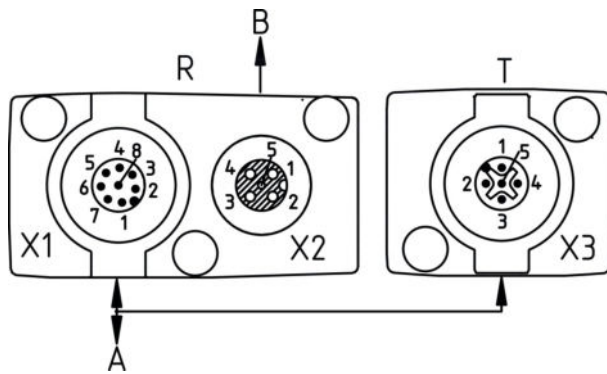
| | |
|-----------------------|----------|
| Customs tariff number | 90314990 |
| eCl@ss 8.0 | 27270910 |
| eCl@ss 9.0 | 27270910 |
| ETIM 5.0 | EC002549 |
| ETIM 6.0 | EC002549 |

Dimensioned drawings

All dimensions in millimeters



- A Beam spacing 5 mm
- B Measurement field length 2320 mm
- F M6 thread
- G Fastening groove
- L Profile length 2328 mm
- T Transmitter
- R Receiver
- Y 2.5 mm



A PWR / SW IN/OUT
B BUS IN / OUT

Electrical connection

| Connection 1 | |
|--------------------|---|
| Function | Configuration interface Connection to transmitter Signal IN Signal OUT Voltage supply |
| Type of connection | Connector |
| Thread size | M12 |
| Type | Male |
| Material | Metal |
| No. of pins | 8 -pin |
| Encoding | A-coded |

| Pin | Pin assignment |
|-----|----------------|
| 1 | V+ |
| 2 | I/O 1 |
| 3 | GND |
| 4 | IO-Link |
| 5 | I/O 2 |
| 6 | RS 485 Tx+ |
| 7 | RS 485 Tx+ |
| 8 | FE/SHIELD |



| Connection 2 | |
|--------------------|-------------------|
| Function | BUS IN BUS OUT |
| Type of connection | Connector |
| Thread size | M12 |
| Type | Female |
| Material | Metal |
| No. of pins | 5 -pin |
| Encoding | B-coded |

| Pin | Pin assignment |
|-----|----------------|
| 1 | V+ |
| 2 | Tx- |
| 3 | PB GND |
| 4 | Tx+ |
| 5 | FE/SHIELD |




Operation and display

LEDs

| LED | Display | Meaning |
|-----|--------------------------|--|
| 1 | Green, continuous light | Operational readiness |
| | Green, flashing | Teach / error |
| | | Measurement frequency display |
| 2 | Yellow, continuous light | Light path free, with function reserve |
| | Yellow, flashing | No function reserve |
| | Off | Object detected |

Suitable transmitters

| | Part no. | Designation | Article | Description |
|---|----------|------------------------|---------------------------|---|
|  | 50119477 | CML720i-T05-2320.R-M12 | Light curtain transmitter | Operating range: 0.1 ... 3.5 m Connection: Connector, M12, Rear side, 5 -pin |

Part number code

Part designation: CML7XXi-YYZ-AAAA.BCCDDDD-EEEEFF

| | |
|------|---|
| CML | Operating principle: Measuring light curtain |
| 7XXi | Series: 720i: 720i series 730i: 730i series |
| Y | Device type: T: transmitter R: receiver |
| ZZ | Beam spacing: 05: 5 mm 10: 10 mm 20: 20 mm 40: 40 mm |
| AAAA | Measurement field length [mm], dependent on beam spacing |
| B | Equipment: A: connector outlet, axial R: rear connector outlet |

Part no.: 50122912 – CML720i-R05-2320.R/PB-M12 – Light curtain receiver

| | |
|-----|---|
| CCC | Interface: L: IO-Link /CN: CANopen /PB: PROFIBUS /PN: PROFINET /CV: Analog current and voltage output /D3: RS 485 Modbus |
| DDD | Special equipment: -PS: Power Setting |
| EEE | Electrical connection: M12: M12 connector |
| FFF | -EX: Explosion protection: |

Note

A list with all available device types can be found on the Leuze electronic website at www.leuze.com.


Notes
Observe intended use!

- This product is not a safety sensor and is not intended as personnel protection.
- The product may only be put into operation by competent persons.
- Only use the product in accordance with its intended use.

For UL applications:

- For UL applications, use is only permitted in Class 2 circuits in accordance with the NEC (National Electric Code).
- These proximity switches shall be used with UL Listed Cable assemblies rated 30V, 0.5A min, in the field installation, or equivalent (categories: CYJV/CYJV7 or PVVA/PVVA7)

Accessories
Connection technology - Connection cables

| | Part no. | Designation | Article | Description |
|---|----------|--------------------|------------------|---|
|  | 50132079 | KD U-M12-5A-V1-050 | Connection cable | Connection 1: Connector, M12, Axial, Female, A-coded, 5 -pin Connection 2: Open end Shielded: No Cable length: 5,000 mm Sheathing material: PVC |

Part no.: 50122912 – CML720i-R05-2320.R/PB-M12 – Light curtain receiver

Connection technology - Y distribution cables


| | Part no. | Designation | Article | Description |
|---|----------|--------------------------|-----------------------|---|
|  | 50118183 | K-Y1 M12A-5m-M12A-S-PUR | Interconnection cable | Connection 1: Connector, M12, Axial, Female, A-coded, 5 -pin Connection 2: Connector, M12, Axial, Male, A-coded, 5 -pin Connection 3: Connector, M12, Axial, Female, A-coded, 8 -pin Shielded: Yes Cable length fork 1: 5,000 mm Cable length fork 2: 150 mm Sheathing material: PUR |
|  | 50123265 | K-YPB M12A-5m-M12A-S-PUR | Interconnection cable | Suitable for interface: PROFIBUS DP Connection 1: Connector, M12, Axial, Male, B-coded, 5 -pin Connection 2: Connector, M12, Axial, Female, B-coded, 5 -pin Connection 3: Connector, M12, Axial, Male, B-coded, 5 -pin Shielded: Yes Cable length fork 1: 5,000 mm Cable length fork 2: 250 mm Sheathing material: PUR |

Mounting technology - Mounting brackets


| | Part no. | Designation | Article | Description |
|---|----------|----------------|---------------------|---|
|  | 50142900 | BT 700M.5-2SET | Mounting device set | Contains: 2x mounting brackets, 1 teach template, 4 M6 x 10 screws Design of mounting device: Bracket mounting Fastening, at system: Through-hole mounting, T slotted hole Mounting bracket, at device: Screw type, Sliding block Type of mounting device: Rigid Material: Steel |

Mounting technology - Swivel mounts


| | Part no. | Designation | Article | Description |
|---|----------|-------------|----------------------|---|
|  | 429046 | BT-2R1 | Mounting bracket set | Contains: 2x BT-R swivel mount, 1 cylinder for mounting on the light curtain Fastening, at system: Through-hole mounting Mounting bracket, at device: Clampable Type of mounting device: Turning, 360° Material: Metal, Plastic |

| | Part no. | Designation | Article | Description |
|---|----------|---------------------------|-----------------|--|
|  | 50121098 | SET MD12-US2-IL1.1 + Zub. | Diagnostics set | Interface: USB Connections: 2 Piece(s) Degree of protection: IP 20 |

Services

| | Part no. | Designation | Article | Description |
|---|----------|-------------|------------------|---|
|  | S981001 | CS10-S-110 | Start-up support | Details: Performed at location of customer's choosing, duration: max. 10 hours. Conditions: Devices and connection cables are already mounted, price not including travel costs and, if applicable, accommodation expenses. Restrictions: No mechanical (mounting) and electrical (wiring) work performed, no changes (attachments, wiring, programming) to third-party components in the nearby environment. |

Part no.: 50122912 – CML720i-R05-2320.R/PB-M12 – Light curtain receiver

| | Part no. | Designation | Article | Description |
|---|----------|-------------|------------------|---|
|  | S981005 | CS10-T-110 | Product training | Details: Location and content to be agreed upon, duration: max. 10 hours. Conditions: Price not including travel costs and, if applicable, accommodation expenses. Restrictions: Travel costs and accommodation expenses charged separately and according to expenditure. |

Note

A list with all available accessories can be found on the Leuze electronic website in the Download tab of the article detailed page.