



DS1E-X FOR ET200S HIGH FEATURE DIRECT STARTER SETTING RANGE 0.3...3A MECHANICAL SWITCHING ELECTRONIC CONTACTOR AC-3/TO 1.1KW/400V EXPANDABLE FOR BRAKE CONTROL MODULE 2DI MODULE MOTORSTARTER ES SIGNAL FROM CIRCUIT-BREAKER PARAMETERIZABLE DPV 1 CAPABLE PROFIENERGY CAPABLE ON PN

General technical data:		
product brand name		Sirius
Product designation		motor starter ET 200S
Design of the product		direct starter
Product function		
• Bus communication		Yes
• direct start		Yes
• reverse starting		No
• on-site operation		Yes
• Short circuit protection		Yes
Design of the switching contact		electromechanical
Product component Motor brake output		Yes
Trip class		CLASS 5, 10, 15, 20
Type of assignment		2
Product feature		
• brake control with 230 V AC		No
• brake control with 24 V DC		No
• brake control with 180 V DC		No
• brake control with 500 V DC		No
Product expansion braking module for brake control		Yes
Surge voltage resistance Rated value	kV	6
Insulation voltage Rated value	V	500
Active power loss typical	W	9
maximum permissible voltage for safe isolation between main and auxiliary circuit	V	400

Equipment marking acc. to DIN EN 61346-2		Q
Equipment marking acc. to DIN 40719 extended according to IEC 204-2 acc. to IEC 750		A
Mounting type		Can be plugged into terminal module
Depth	mm	150
Height	mm	290
Width	mm	65

Main circuit:

Operating voltage Rated value	V	400 ... 500
Adjustable response value current of the current-dependent overload release	A	0.3 ... 3
Operating power		
• at AC-3 at 400 V Rated value	kW	1.1
• for three-phase motors at 400 V at 50 Hz minimum	kW	0.1
• for three-phase motors at 400 V at 50 Hz maximum	kW	1.1
Maximum short-circuit current breaking capacity (Icu) at 400 V Rated value	kA	50
Design of short-circuit protection		circuit-breakers
Number of poles for main current circuit		3
Type of the motor protection		solid-state
Mechanical service life (switching cycles) of the main contacts typical		100 000

Control circuit/ Control:

Type of voltage of the control supply voltage		DC
Control supply voltage 1 for DC	V	24 ... 24
Control supply voltage 1 for DC Rated value	V	20.4 ... 28.8

Supply voltage:

Type of voltage of the supply voltage		DC
Supply voltage 1 for DC	V	24 ... 24
Supply voltage 1 for DC Rated value	V	20.4 ... 28.8

Ambient conditions:

Protection class IP		IP20
Ambient temperature		
• during operation	°C	0 ... 60
• during storage	°C	-40 ... +70
• during transport	°C	-40 ... +70
Relative humidity during operation	%	5 ... 95
Vibration resistance		2g
Shock resistance		5g / 11 ms

Degree of pollution		3 at 400 V, 2 at 500 V according to IEC60664 (IEC61131)
Installation altitude at height above sea level maximum	m	2 000
mounting position		vertical, horizontal

Communication/ Protocol:

Protocol is supported		
<ul style="list-style-type: none"> • PROFIBUS DP protocol • PROFINET protocol • AS-interface protocol 		Yes Yes No
Design of the interface PROFINET protocol		Yes
Type of electrical connection		
<ul style="list-style-type: none"> • of the communication interface • for communication transmission 		via backplane bus via backplane bus

Connections/ Terminals:

Number of digital inputs		2
Number of sockets		
<ul style="list-style-type: none"> • for digital input signals • for digital output signals 		0 0
Product function		
<ul style="list-style-type: none"> • digital inputs parameterizable • digital outputs parameterizable 		Yes No
Type of electrical connection		
<ul style="list-style-type: none"> • 1 for digital input signals • 2 for digital input signals 		using control module using control module
Type of electrical connection		
<ul style="list-style-type: none"> • at the manufacturer-specific device interface • for main energy infeed • for load-side outgoing feeder • for main energy transmission • for supply voltage infeed • for supply voltage transmission • for main current circuit 		plug screw-type terminals screw-type terminals via energy bus via backplane bus via backplane bus screw-type terminals

Electromagnetic compatibility:

Conducted interference due to burst acc. to IEC 61000-4-4		2 kV on voltage supply, inputs and outputs
Conducted interference due to conductor-earth surge acc. to IEC 61000-4-5		2 kV (U > 24 V DC)
Conducted interference due to conductor-conductor surge acc. to IEC 61000-4-5		1 kV (U > 24 V DC)
Field-bound parasitic coupling acc. to IEC 61000-4-3		80 MHz ... 1 GHz 10 V/m, 1.4 GHz ... 2 Hz 3 V/m, 2 GHz ... 2.7 GHz 1 V/m

Safety related data:

Protection against electrical shock

finger-safe

Certificates/ approvals:

General Product Approval

Declaration of
Conformity



CCC



CSA



GOST



UL



EG-Konf.

Test
Certificates

other

[Type Test
Certificates/Test
Report](#)

[Environmental
Confirmations](#)



Profibus

Further information

Information- and Downloadcenter (Catalogs, Brochures,...)

<http://www.siemens.com/industrial-controls/catalogs>

Industry Mall (Online ordering system)

<http://www.siemens.com/industrymall>

Cax online generator

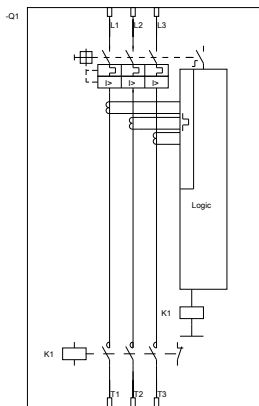
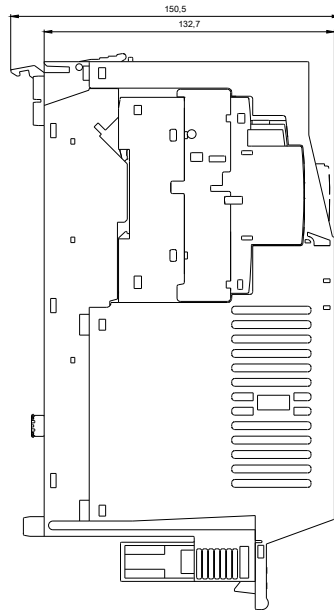
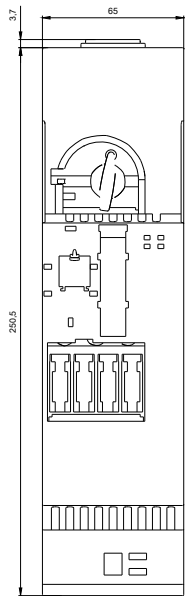
<http://support.automation.siemens.com/WW/CAXorder/default.aspx?lang=en&mlfb=3RK13010AB100AB4>

Service&Support (Manuals, Certificates, Characteristics, FAQs,...)

<http://support.automation.siemens.com/WW/view/en/3RK13010AB100AB4/all>

Image database (product images, 2D dimension drawings, 3D models, device circuit diagrams, EPLAN macros, ...)

http://www.automation.siemens.com/bilddb/cax_de.aspx?mlfb=3RK13010AB100AB4&lang=en



DI 0.0	Bereit
DI 0.1	Motor EIN
DI 0.2	Sammelfehler
DI 0.3	Sammelfehler
DI 0.4	Eingang 1
DI 0.5	Eingang 2
DI 0.6	Eingang 3
DI 0.7	Eingang 4
DI 1.0 - DI 1.5	Motorstrom
DI 1.6	Hand-Vor-Ort
DO 0.0	Motor Rechts
DO 0.2	Brmsse
DO 0.3	Trip Reset
DO 0.4	Notstart
DO 0.5	Selbsttest
DO 1.7	Quickstop sperren
DI 0.0	Ready from Host/PLC
DI 0.1	Motor ON
DI 0.2	Group error
DI 0.3	General warning
DI 0.4	Input 1
DI 0.5	Input 2
DI 0.6	Input 3
DI 0.7	Input 4
DI 1.0 - DI 1.5	Motor current
DI 1.6	Manual operation local
DO 0.0	Motor clockwise
DO 0.2	Brake
DO 0.3	Trip Reset
DO 0.4	Emergency start
DO 0.5	Self-test
DO 1.7	Lock quick stop

last modified:

09.03.2015