

# Surface Mount Glass Passivated Bridge Rectifier



## Features:

- Rating to 1,000V PRV
- Ideal for printed circuit board
- Reliable low cost construction utilizing molded plastic technique results in inexpensive product
- Lead tin plated copper

## Specifications:

Polarity : Symbol molded on body  
 Reverse Voltage : 50 to 1,000Volts  
 Forward Current : 0.8 Amperes  
 Mounting position : Any

## Maximum Ratings And Electrical Characteristics:

Rating at 25°C ambient temperature unless otherwise specified.  
 Single phase, half wave, 60Hz, resistive or inductive load.  
 For capacitive load, derate current by 20%

Characteristics	Symbol	ABS05	ABS1	ABS2	ABS4	ABS6	ABS8	ABS10	Unit
Max. Recurrent Peak Reverse Voltage	V <sub>RRM</sub>	50	100	200	400	600	800	1,000	V
Max. RMS Voltage	V <sub>RMS</sub>	35	70	140	280	420	560	700	V
Max. DC Blocking Voltage	V <sub>DC</sub>	50	100	200	400	600	800	1,000	V
Max. Average Forward Rectified Current (Note 1) @T <sub>A</sub> = 40°C	I(AV)	0.8							A
Peak Forward Surge Current, 8.3ms Single Half Sine-Wave Super Imposed on Rated Load (JEDEC Method)	I <sub>FSM</sub>	30							A
Peak Forward Voltage at 0.8A DC	V <sub>F</sub>	1.1							A <sup>2</sup> s
Max. DC Reverse Current T <sub>J</sub> = 25°C	I <sub>R</sub>	5							μA
DC Blocking Voltage T <sub>J</sub> = 100°C		500							
Typical Thermal Resistance (Note 2)	R <sub>θJA</sub>	80							pF
Operating Temperature Range	T <sub>J</sub>	-55 to +150							°C
Storage Temperature Range	T <sub>STG</sub>	-55 to +150							°C

**Note 1** : Mounted on P.C. board

**Note 2** : Thermal resistance junction to ambient

# Surface Mount Glass Passivated Bridge Rectifier



## Rating And Characteristic Curves:

FIG.1-FORWARD CURRENT DERATING CURVE

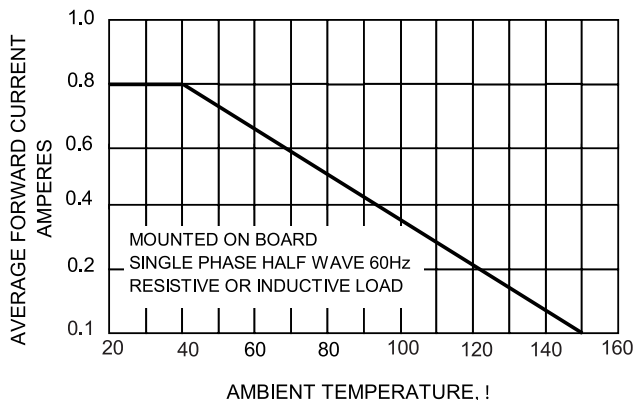


FIG.2 - MAXIMUM NON-REPETITIVE SURGE CURRENT

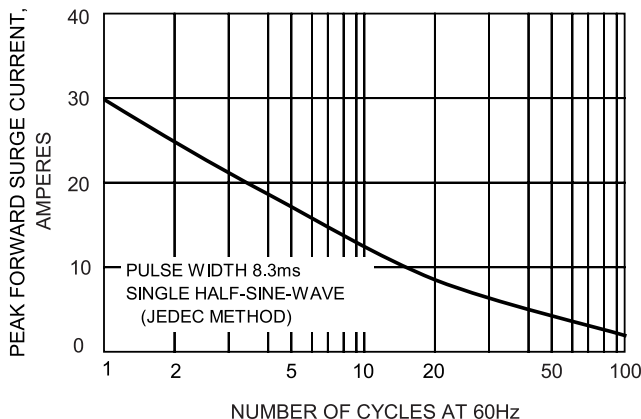


FIG.3-TYPICAL REVERSE CHARACTERISTICS

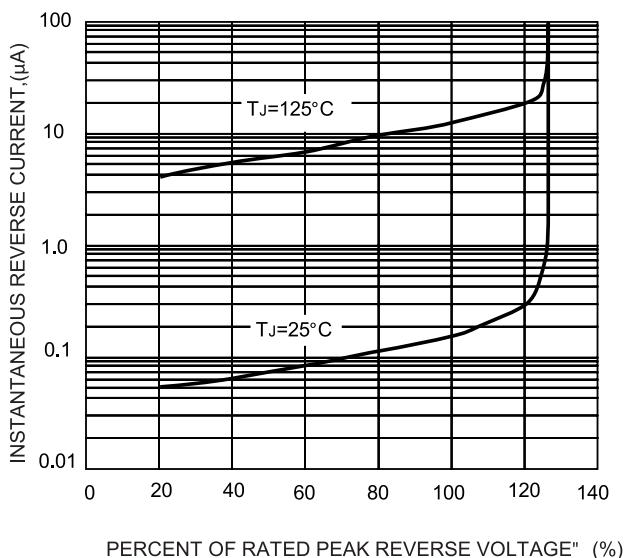
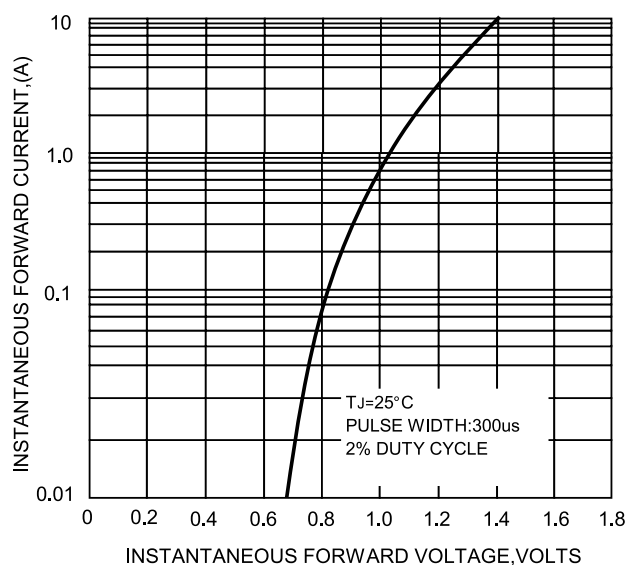


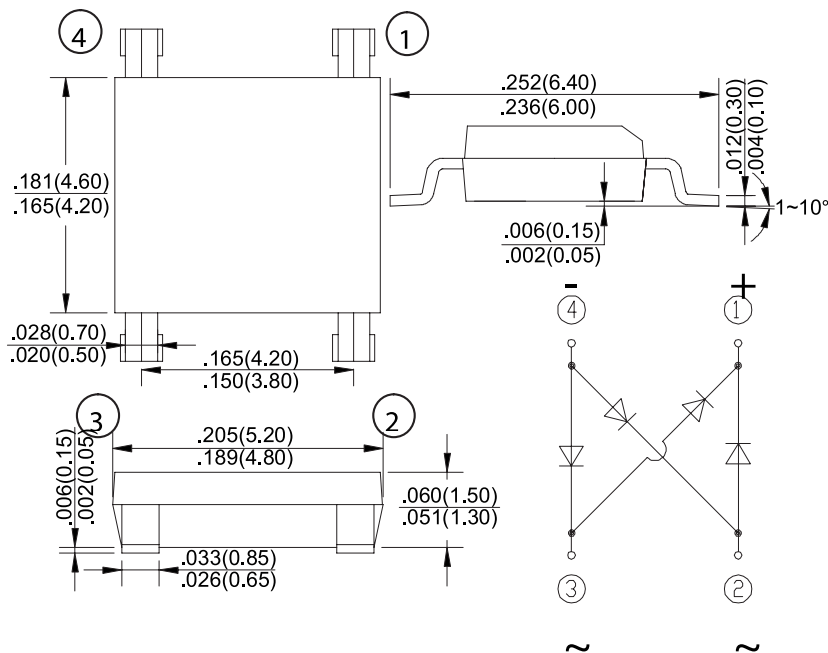
FIG.4-TYPICAL FORWARD CHARACTERISTICS



# Surface Mount Glass Passivated Bridge Rectifier



## Dimensions:



Dimensions : Inches (Millimetres)

## Part Number Table

Description	Availability	Part Number
Bridge Rectifier, Single Phase, 0.8A, 50V, ABS	Full Reel & Reel Cut	ABS05
Bridge Rectifier, Single Phase, 0.8A, 100V, ABS	Reel Cut	ABS1
Bridge Rectifier, Single Phase, 0.8A, 1,000V, ABS	Full Reel & Reel Cut	ABS10
Bridge Rectifier, Single Phase, 0.8A, 200V, ABS		ABS2
Bridge Rectifier, Single Phase, 0.8A, 400V, ABS		ABS4
Bridge Rectifier, Single Phase, 0.8A, 600V, ABS		ABS6
Bridge Rectifier, Single Phase, 0.8A, 800V, ABS		ABS8

**Important Notice :** This data sheet and its contents (the "Information") belong to the members of the AVNET group of companies (the "Group") or are licensed to it. No licence is granted for the use of it other than for information purposes in connection with the products to which it relates. No licence of any intellectual property rights is granted. The Information is subject to change without notice and replaces all data sheets previously supplied. The Information supplied is believed to be accurate but the Group assumes no responsibility for its accuracy or completeness, any error in or omission from it or for any use made of it. Users of this data sheet should check for themselves the Information and the suitability of the products for their purpose and not make any assumptions based on information included or omitted. Liability for loss or damage resulting from any reliance on the Information or use of it (including liability resulting from negligence or where the Group was aware of the possibility of such loss or damage arising) is excluded. This will not operate to limit or restrict the Group's liability for death or personal injury resulting from its negligence. Multicomp Pro is the registered trademark of Premier Farnell Limited 2019.

Newark.com/multicomp-pro  
 Farnell.com/multicomp-pro  
 Element14.com/multicomp-pro

