

COORDINATE SWITCH, 22MM, ROUND, METAL, SHINY, BLACK, 2 SWITCH POSITIONS, HORIZONTAL LATCHING, WITHOUT MECH. INTERLOCK IN THE O POSITION, WITH HOLDER, 1NO, 1NO, SCREW TERMINAL



Figure similar

Product brand name	SIRIUS ACT
Product designation	Coordinate switches
Product type designation	3SU1
Manufacturer's article number	<ul style="list-style-type: none"> • of supplied contact module 3SU1400-1AA10-1BA0, 3SU1400-1AA10-1BA0 • 1 of supplied contact module 3SU1400-1AA10-1BA0 • 3 of supplied contact module 3SU1400-1AA10-1BA0 • of the supplied holder 3SU1550-0BA10-0AA0 • of the supplied actuator 3SU1050-7AA88-0AA0

Enclosure	
Shape of the enclosure front	round

Actuator	
Design of the operating mechanism	without mechanical interlock
Manner of function of the actuating element	Latching
Direction of actuation	horizontal
Product extension optional Light source	No
Color	

• of the actuating element	black
Material of the actuating element	plastic
Shape of the actuating element	Extended handle
Outer diameter of the actuating element	30.5 mm
Number of contact modules	2
Type of unlocking device	without
Number of switching positions	2

Front ring

Product component front ring	Yes
Design of the front ring	high
Material of the front ring	Metal, high gloss
Color of the front ring	silver

Holder

Material of the holder	Metal
-------------------------------	-------

General technical data

Product function	
• positive opening	No
Insulation voltage	
• rated value	500 V
Degree of pollution	3
Surge voltage resistance rated value	6 kV
Protection class IP	IP65, IP67
• of the terminal	IP20
Shock resistance	
• acc. to IEC 60068-2-27	Sinusoidal half-wave 50 g / 11 ms
Vibration resistance	
• acc. to IEC 60068-2-6	10 ... 500 Hz: 5g
Operating frequency maximum	3 600 1/h
Mechanical service life (switching cycles)	
• as operating period per direction of actuation typical	250 000
Electrical endurance (switching cycles)	
• typical	10 000 000
Electrical endurance (switching cycles) with contactors 3RT1015 to 3RT1026 typical	10 000 000
Thermal current	10 A
Equipment marking	
• acc. to DIN EN 61346-2	S
• acc. to DIN EN 81346-2	S
Continuous current of the C characteristic MCB	10 A; for a short-circuit current smaller than 400 A
Continuous current of the quick DIAZED fuse link	10 A
Continuous current of the DIAZED fuse link gG	10 A

Power Electronics	
Contact reliability	One maloperation per 100 million (17 V, 5 mA), one maloperation per 10 million (5 V, 1 mA)

Auxiliary circuit	
Design of the contact of auxiliary contacts	Silver alloy
Number of NC contacts	
• for auxiliary contacts	0
Number of NO contacts	
• for auxiliary contacts	2
Number of CO contacts	
• for auxiliary contacts	0

Connections/Terminals	
Type of electrical connection	
• of modules and accessories	Screw-type terminal
Type of connectable conductor cross-sections	
• solid with core end processing	2x (0.5 ... 0.75 mm ²)
• solid without core end processing	2x (1.0 ... 1.5 mm ²)
• finely stranded with core end processing	2x (0.5 ... 1.5 mm ²)
• finely stranded without core end processing	2x (1,0 ... 1,5 mm ²)
• at AWG conductors	2x (18 ... 14)
Tightening torque of the screws in the bracket	1 ... 1.2 N·m
Tightening torque	
• for auxiliary contacts with screw-type terminals	0.8 ... 1 N·m

Ambient conditions	
Ambient temperature	
• during operation	-25 ... +70 °C
• during storage	-40 ... +80 °C
Environmental category during operation acc. to IEC 60721	3M6, 3S2, 3B2, 3C3, 3K6 (with relative air humidity of 10 ... 95 %, no condensation in operation permitted for all devices behind front panel)

Installation/ mounting/ dimensions	
Mounting type	front mounting
• of modules and accessories	Front plate mounting
Height	40 mm
Width	40 mm
Shape of the installation opening	round
Mounting diameter	22.3 mm
Positive tolerance of installation diameter	0.4 mm
Mounting height	71.3 mm
Installation width	30.5 mm
Installation depth	53.7 mm

Certificates/approvals

General Product Approval	Declaration of Conformity	Test Certificates
---------------------------------	----------------------------------	--------------------------



[Declaration of the Compliance with the order](#)

Test Certificates	other
--------------------------	--------------

[Special Test Certificate](#)

[Confirmation](#)

Further information

Information- and Downloadcenter (Catalogs, Brochures,...)

<http://www.siemens.com/industrial-controls/catalogs>

Industry Mall (Online ordering system)

<https://mall.industry.siemens.com/mall/en/en/Catalog/product?mfb=3SU1150-7AA88-1NA0>

Cax online generator

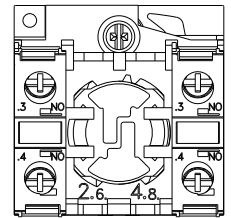
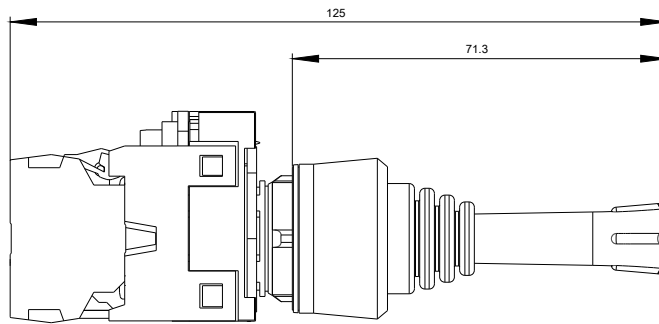
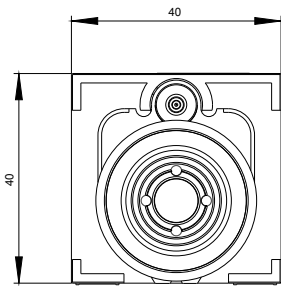
<http://support.automation.siemens.com/WW/CAXorder/default.aspx?lang=en&mfb=3SU1150-7AA88-1NA0>

Service&Support (Manuals, Certificates, Characteristics, FAQs,...)

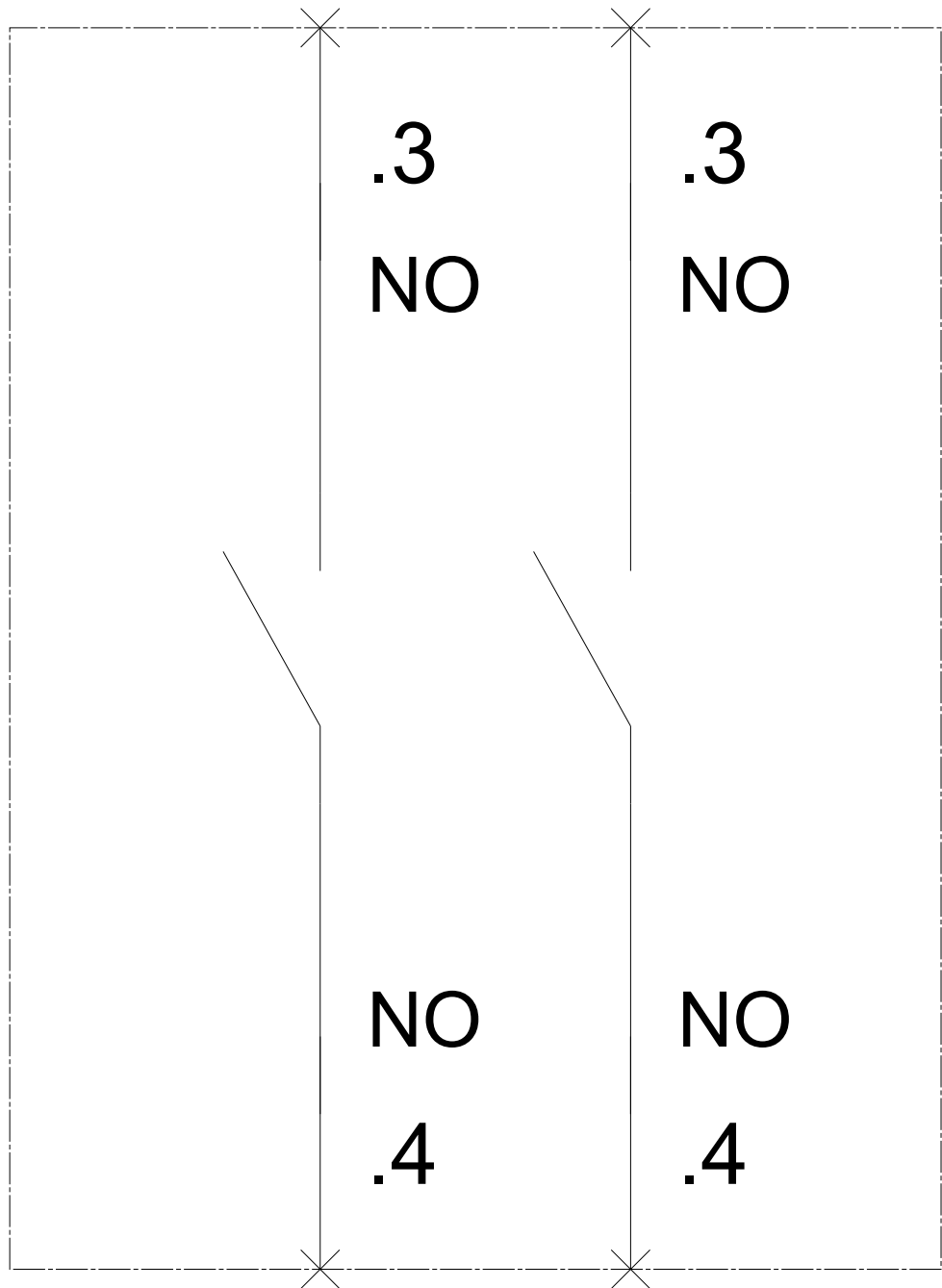
<https://support.industry.siemens.com/cs/ww/en/ps/3SU1150-7AA88-1NA0>

Image database (product images, 2D dimension drawings, 3D models, device circuit diagrams, EPLAN macros, ...)

http://www.automation.siemens.com/bilddb/cax_de.aspx?mfb=3SU1150-7AA88-1NA0&lang=en



-S



last modified:

09/25/2017