



On when  
it counts.



## Application

- Main power indication
- Remote power indication
- Status indication
- Maintenance and warning indication
- Instrumentation

...and many more!

## Certifications & Ratings

- RoHS compliant
- NEMA 4X
- IP66

## Features & Benefits

- Low power consumption - uses up to 90% less energy than an incandescent indicator
- No heat generated
- Long life, lasting up to 100K hours
- Colors include red, green, orange, and blue
- Front panel mounting
- LED can be recessed, protrude, and internal from housing

### Mechanical Information:

<b>Mounting hole size:</b>	0.283" (7.2mm)
<b>Max panel thickness:</b>	See part numbers
<b>Mounting torque:</b>	0.362 lbs/ft (5 kg/cm) Figure 3 only - 0.217 lbs/ft (3 kg/cm)

### Electrical Specifications:

<b>Operating voltage:</b>	6, 12 & 24 VDC (no resistor required)
<b>Operating temperature:</b>	-4°F to +167°F (-20°C to +75°C)
<b>Storage temperature:</b>	-40°F to +212°F (-40°C to +100°C)
<b>Electrical connection:</b>	Solder terminals and 6" wire leads

### Construction:

<b>Housing:</b>	Protruding & recessed positions; Chrome plated brass; Polycarbonate
-----------------	--

All values typical unless otherwise stated



Panel Mount Indicator Dimensions

Figure 1

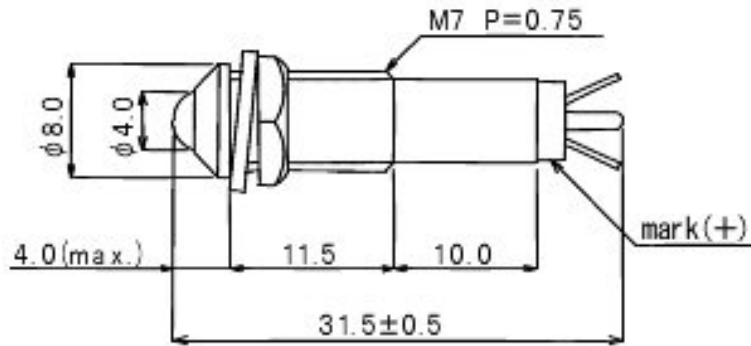


Figure 2

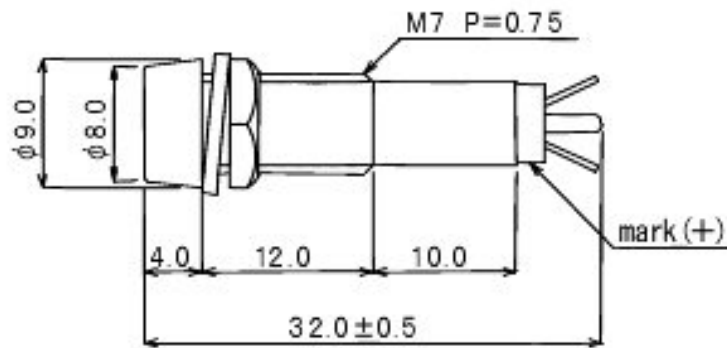
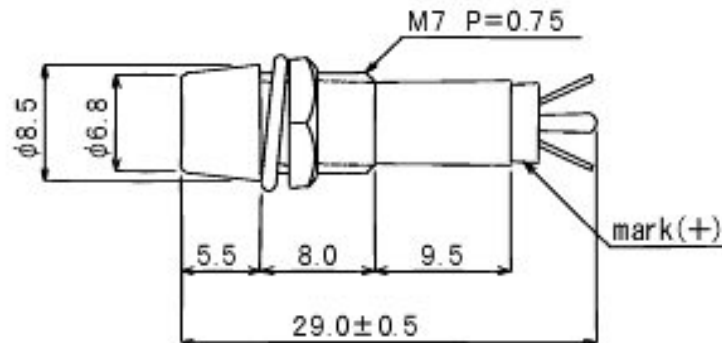


Figure 3



Dimensions are in mm

Part Number	Color	Voltage (VDC)	Current (mA)	Typical Intensity (mcd)	LED Positions	Figure	Panel Thickness
677-1112-321F	RED	6	20	825	PROTRUDING	1	0.265" (6.76mm)
677-1212-322F	GREEN	6	20	4135	PROTRUDING	1	
677-1312-323F	ORANGE	6	20	560	PROTRUDING	1	
677-1412-324F	BLUE	6	20	700	PROTRUDING	1	
677-1112-331F	RED	12	20	825	PROTRUDING	1	
677-1212-332F	GREEN	12	20	4135	PROTRUDING	1	
677-1312-333F	ORANGE	12	20	560	PROTRUDING	1	
677-1412-334F	BLUE	12	20	700	PROTRUDING	1	
677-1112-341F	RED	24	20	825	PROTRUDING	1	
677-1212-342F	GREEN	24	20	4135	PROTRUDING	1	
677-1312-343F	ORANGE	24	20	560	PROTRUDING	1	
677-1412-344F	BLUE	24	20	700	PROTRUDING	1	
677-2112-321F	RED	6	20	925	RECESSED	2	0.366" (8.50mm)
677-2212-322F	GREEN	6	20	4135	RECESSED	2	
677-2312-323F	ORANGE	6	20	600	RECESSED	2	
677-2412-324F	BLUE	6	20	730	RECESSED	2	
677-2112-331F	RED	12	20	925	RECESSED	2	
677-2212-332F	GREEN	12	20	4135	RECESSED	2	
677-2312-333F	ORANGE	12	20	600	RECESSED	2	
677-2412-334F	BLUE	12	20	730	RECESSED	2	
677-2112-341F	RED	24	20	925	RECESSED	2	
677-2212-342F	GREEN	24	20	4135	RECESSED	2	
677-2312-343F	ORANGE	24	20	600	RECESSED	2	
677-2412-344F	BLUE	24	20	730	RECESSED	2	
677-3132-321F	RED	6	20	1370	INTERNAL	3	0.187" (4.75mm)
677-3232-322F	GREEN	6	20	5500	INTERNAL	3	
677-3332-323F	ORANGE	6	20	1280	INTERNAL	3	
677-3432-324F	BLUE	6	20	1200	INTERNAL	3	
677-3132-331F	RED	12	20	1370	INTERNAL	3	
677-3232-332F	GREEN	12	20	5500	INTERNAL	3	
677-3332-333F	ORANGE	12	20	1280	INTERNAL	3	
677-3432-334F	BLUE	12	20	1200	INTERNAL	3	
677-3132-341F	RED	24	20	1370	INTERNAL	3	
677-3232-342F	GREEN	24	20	5500	INTERNAL	3	
677-3332-343F	ORANGE	24	20	1280	INTERNAL	3	
677-3432-344F	BLUE	24	20	1200	INTERNAL	3	

\*For wire leads replace the 7th digit with "5". For example 679-1115-321F

Dialight reserves the right to make changes at any time in order to supply the best product possible. The most current version of this document will always be available at: [www.dialight.com/Assets/Brochures\\_And\\_Catalogs/Illumination/MDEL677CR.pdf](http://www.dialight.com/Assets/Brochures_And_Catalogs/Illumination/MDEL677CR.pdf)

Warranty Statement: EXCEPT FOR THE WARRANTY EXPRESSLY PROVIDED FOR [HEREIN/ABOVE/BELOW], DIALIGHT DISCLAIMS ANY AND ALL OTHER WARRANTIES, EXPRESS OR IMPLIED, INCLUDING, WITHOUT LIMITATION, ANY WARRANTIES OF MERCHANTABILITY, FITNESS FOR A PARTICULAR PURPOSE, TITLE, AND NON-INFRINGEMENT.