




HBCC

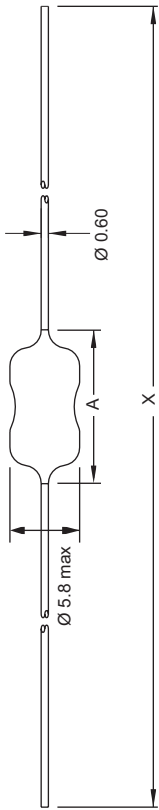
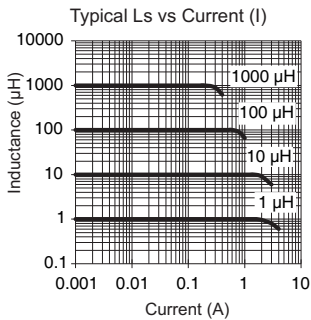
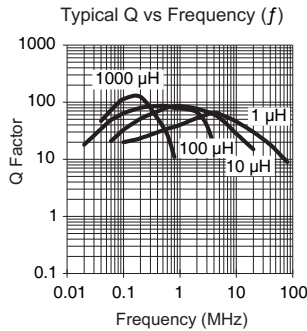
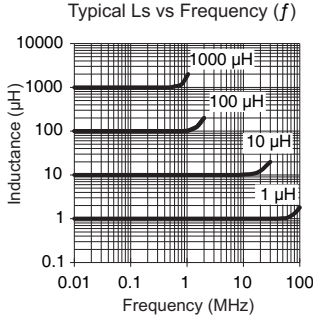


Similar to moulded CESH



Leaded Inductors (Fixed Choke Coils)

L (μH)	A (max)	X
1.0 - 18	14.5	63
22 - 100000	12.8	66



Single layer (typ)

Part No	Inductance	f _L	Tol	Q	f _a	SRF _{min}	DCR _{max}	Rated DC
	L (μH)	(MHz)	± (%)	min	(MHz)	(MHz)	(Ω)	Current (A)
HBCC-1R0X-YY	1.0	1	5.10	40	7.96	200	0.08	2.20
HBCC-1R2X-YY	1.2	1	5.10	40	7.96	185	0.09	2.15
HBCC-1R5X-YY	1.5	1	5.10	40	7.96	170	0.10	2.10
HBCC-1R8X-YY	1.8	1	5.10	40	7.96	155	0.10	2.00
HBCC-2R2X-YY	2.2	1	5.10	40	7.96	140	0.11	1.90
HBCC-2R7X-YY	2.7	1	5.10	40	7.96	130	0.12	1.80
HBCC-3R3X-YY	3.3	1	5.10	40	7.96	120	0.14	1.75
HBCC-3R9X-YY	3.9	1	5.10	40	7.96	110	0.15	1.70
HBCC-4R7X-YY	4.7	1	5.10	40	7.96	100	0.16	1.60
HBCC-5R6X-YY	5.6	1	5.10	40	7.96	90	0.17	1.55
HBCC-6R8X-YY	6.8	1	5.10	40	7.96	80	0.19	1.50
HBCC-8R2X-YY	8.2	1	5.10	40	7.96	70	0.20	1.45
HBCC-100X-YY	10	1	5.10	60	2.52	60	0.22	1.40
HBCC-120X-YY	12	0.02	5.10	60	2.52	40	0.26	1.30
HBCC-150X-YY	15	0.02	5.10	60	2.52	20	0.30	1.25
HBCC-180X-YY	18	0.02	5.10	60	2.52	17	0.33	1.20
HBCC-220X-YY	22	0.02	5.10	40	2.52	12	0.35	1.10
HBCC-250X-YY	25	0.02	5.10	40	2.52	10	0.39	1.00
HBCC-270X-YY	27	0.02	5.10	40	2.52	10	0.39	1.00
HBCC-330X-YY	33	0.02	5.10	40	2.52	8.0	0.43	0.90
HBCC-390X-YY	39	0.02	5.10	40	2.52	6.5	0.47	0.85
HBCC-470X-YY	47	0.02	5.10	40	2.52	5.0	0.50	0.80
HBCC-560X-YY	56	0.02	5.10	40	2.52	4.5	0.55	0.75
HBCC-680X-YY	68	0.02	5.10	30	2.52	4.0	0.60	0.70
HBCC-820X-YY	82	0.02	5.10	30	2.52	3.7	0.65	0.65
HBCC-101X-YY	100	0.02	5.10	50	0.796	3.5	0.70	0.60
HBCC-121X-YY	120	0.02	5.10	50	0.796	3.2	1.00	0.55
HBCC-151X-YY	150	0.02	5.10	50	0.796	3.0	1.20	0.50
HBCC-181X-YY	180	0.02	5.10	50	0.796	2.7	1.40	0.45
HBCC-221X-YY	220	0.02	5.10	50	0.796	2.4	1.60	0.40
HBCC-271X-YY	270	0.02	5.10	50	0.796	2.1	1.80	0.37
HBCC-331X-YY	330	0.02	5.10	50	0.796	1.9	2.0	0.33
HBCC-391X-YY	390	0.02	5.10	50	0.796	1.7	2.3	0.31
HBCC-471X-YY	470	0.02	5.10	40	0.796	1.5	2.5	0.28
HBCC-561X-YY	560	0.02	5.10	40	0.796	1.4	2.9	0.26
HBCC-681X-YY	680	0.02	5.10	40	0.796	1.3	3.2	0.24
HBCC-821X-YY	820	0.02	5.10	30	0.796	1.25	3.5	0.22
HBCC-102X-YY	1000	0.02	5.10	60	0.252	1.20	3.8	0.20
HBCC-122X-YY	1200	0.02	5.10	60	0.252	1.10	5.2	0.18
HBCC-152X-YY	1500	0.02	5.10	60	0.252	1.00	6.5	0.16
HBCC-182X-YY	1800	0.02	5.10	60	0.252	0.90	8	0.14
HBCC-222X-YY	2200	0.02	5.10	60	0.252	0.80	9	0.12
HBCC-272X-YY	2700	0.02	5.10	60	0.252	0.70	12	0.12
HBCC-332X-YY	3300	0.02	5.10	60	0.252	0.60	15	0.11
HBCC-392X-YY	3900	0.02	5.10	60	0.252	0.55	18	0.10
HBCC-472X-YY	4700	0.02	5.10	60	0.252	0.50	22	0.09
HBCC-502X-YY	5000	0.02	5.10	60	0.252	0.40	24	0.09
HBCC-532X-YY	5300	0.02	5.10	60	0.252	0.40	30	0.08
HBCC-682X-YY	6800	0.02	5.10	60	0.252	0.40	30	0.08
HBCC-103X-YY	10000	0.02	5.10	50	0.079	0.35	42	0.06
HBCC-153X-YY	15000	0.02	5.10	50	0.079	0.30	68	0.05
HBCC-183X-YY	18000	0.02	5.10	50	0.079	0.26	120	0.04
HBCC-223X-YY	22000	0.02	5.10	50	0.079	0.26	120	0.04
HBCC-333X-YY	33000	0.02	5.10	50	0.079	0.22	150	0.035
HBCC-363X-YY	36000	0.02	5.10	50	0.079	0.22	150	0.035
HBCC-473X-YY	47000	0.02	5.10	40	0.079	0.18	230	0.030
* HBCC-683X-YY	68000	0.02	5.10	40	0.079	0.15	290	0.025
* HBCC-104X-YY	100000	0.02	5.10	40	0.079	0.12	390	0.020

Core Material : Ferrite

SPQ :

Packing Form	Taped / Reel	Taped / Ammopack
Axial	1200 [-01]	600 [-02]
Radial	1000 [-31]	1800 [-32]

Remarks:

* This inductance does not comply to IEC standard.

Revision date : 11 Aug 2014