


W-Series
WDK 2.5 ZQV

Weidmüller Interface GmbH & Co. KG
Klingenbergstraße 16
D-32758 Detmold
Germany
Fon: +49 5231 14-0
Fax: +49 5231 14-292083
www.weidmueller.com

Product image**Klippon® Connect with clamping yoke Technology**

The high reliability and variety of designs of the terminal blocks with clamping yoke connections make planning easier and optimises operational safety. Klippon® Connect provides a proven response to a range of different requirements.

General ordering data

Type	WDK 2.5 ZQV
Order No.	1041100000
Version	Feed-through terminal, Double-tier terminal, Screw connection, 2.5 mm ² , 400 V, 24 A, dark beige
GTIN (EAN)	4008190972332
Qty.	100 pc(s).

W-Series
WDK 2.5 ZQV

Weidmüller Interface GmbH & Co. KG
 Klingenbergstraße 16
 D-32758 Detmold
 Germany
 Fon: +49 5231 14-0
 Fax: +49 5231 14-292083
 www.weidmueller.com

Technical data
Dimensions and weights

Width	5.1 mm	Width (inches)	0.201 inch
Height	69 mm	Height (inches)	2.717 inch
Depth including DIN rail	63 mm	Weight	9.27 g
Net weight	11.78 g		

Temperatures

Operating temperature range	For operating temperature range see EC Design Test Certificate / IEC Ex-Certificate of Conformity	Continuous operating temp., min.	-50 °C
Continuous operating temp., max.	120 °C		

Material data

Material	Wemid	Colour code	dark beige
UL 94 flammability rating	V-0		

Rating data IECEx/ATEX

Certificate No. (ATEX)	KEMA98ATEX1687U	Max. voltage (ATEX)	275 V
Current (ATEX)	21 A	Wire cross section max. (ATEX)	2.5 mm ²
Operating temperature range	For operating temperature range see EC Design Test Certificate / IEC Ex-Certificate of Conformity	Marking EN 60079-7	Ex eb II C Gb
Ex 2014/34/EU label	II 2 G D		

System specifications

Version	Screw connection, for plug-in cross-connector, One end without connector	Tightening torque (clamping screw for copper conductors)	0.4...0.6 Nm
End cover plate required	Yes	Number of potentials	2
Number of levels	2	No. of clamping points per level	2
Number of potentials per tier	1	Levels cross-connected internally	No
PE connection	No	Rail	TS 35
N-function	No	PE function	No
PEN function	No		

2 clampable conductors (H05V/H07V) with equal cross-section (rated connection)

Wire connection cross section, finely stranded, two clampable wires, min.	0.5 mm ²	Wire cross-section, finely stranded, two clampable wires, max.	1.5 mm ²
Wire connection cross section, finely stranded with wire-end ferrules DIN 46228/1, 2 clampable wires, min.	0.5 mm ²	Wire connection cross section, finely stranded with wire-end ferrules DIN 46228/1, 2 clampable wires, max.	1.5 mm ²

Additional technical data

Explosion-tested version	Yes	Number of similar terminals	1
Open sides	right	Type of mounting	Snap-on

W-Series
WDK 2.5 ZQV

Weidmüller Interface GmbH & Co. KG
 Klingenbergstraße 16
 D-32758 Detmold
 Germany
 Fon: +49 5231 14-0
 Fax: +49 5231 14-292083
 www.weidmueller.com

Technical data**CSA rating data**

Certificate No. (CSA)	12400-391	Current size C (CSA)	25 A
Voltage size C (CSA)	300 V	Wire cross section max. (CSA)	12 AWG
Wire cross section min. (CSA)	26 AWG		

Conductors for clamping (rated connection)

Blade size	0.6 x 3.5 mm	Clamping range, max.	4 mm ²
Clamping range, min.	0.05 mm ²	Clamping screw	M 2.5
Connection cross-section, stranded, max.	4 mm ²	Connection cross-section, stranded, min.	1.5 mm ²
Connection direction	on side	Gauge to IEC 60947-1	A3
Number of connections	4	Stripping length	10 mm
Tightening torque, max.	0.6 Nm	Tightening torque, min.	0.4 Nm
Torque level with DMS electric screwdriver	1	Type of connection	Screw connection
Wire connection cross section AWG, max.	AWG 12	Wire connection cross section AWG, min.	AWG 30
Wire connection cross section, finely stranded, max.	4 mm ²	Wire connection cross-section, finely stranded with wire-end ferrules DIN 46228/1, max.	2.5 mm ²
Wire connection cross-section, finely stranded with wire-end ferrules DIN 46228/1, min.	0.5 mm ²	Wire connection cross-section, finely stranded with wire-end ferrules DIN 46228/4, max.	2.5 mm ²
Wire connection cross-section, finely stranded with wire-end ferrules DIN 46228/4, min.	0.5 mm ²	Wire connection cross-section, finely stranded, min.	0.5 mm ²
Wire connection cross-section, solid core, max.	4 mm ²	Wire connection cross-section, solid core, min.	0.5 mm ²

Dimensions

TS 35 offset	35.5 mm
--------------	---------

Rating data

Rated cross-section	2.5 mm ²	Rated voltage	400 V
Rated current	24 A	Current at maximum wires	32 A
Standards	IEC 60947-7-1	Volume resistance according to IEC 60947-7-x	2.66 mΩ
Rated impulse withstand voltage	6 kV	Pollution severity	3

UL rating data

Certificate No. (UR)	E60693	Conductor size Factory wiring max. (UR)	12 AWG
Conductor size Factory wiring min. (UR)	22 AWG	Conductor size Field wiring max. (UR)	12 AWG
Conductor size Field wiring min. (UR)	22 AWG	Current size B (UR)	20 A
Current size C (UR)	20 A	Voltage size B (UR)	300 V
Voltage size C (UR)	300 V		

W-Series WDK 2.5 ZQV

Weidmüller Interface GmbH & Co. KG
 Klingenbergstraße 16
 D-32758 Detmold
 Germany
 Fon: +49 5231 14-0
 Fax: +49 5231 14-292083
 www.weidmueller.com

Technical data

Classifications

ETIM 3.0	EC000897	ETIM 4.0	EC000897
ETIM 5.0	EC000897	ETIM 6.0	EC000897
UNSPSC	30-21-18-11	eClass 5.1	27-14-11-20
eClass 6.2	27-14-11-20	eClass 7.1	27-14-11-20
eClass 8.1	27-14-11-20	eClass 9.0	27-14-11-20
eClass 9.1	27-14-11-20		

Product information

Descriptive text ordering data	Rated voltage is 400 V when using the ZQV cross-connector. For colour versions, see section on W-series Accessories
Descriptive text technical data	2.5 mm ² wires with wire ferrules including the plastic collar only clampable with diameter-optimised collar (Order no. 1333100000, pack of 500).
Instructions for accessories	Cross-connections, socket and test plug, see section "W series accessories". Ensure 2.5 mm ² max. when using the WQB.

Approvals

Approvals



ROHS	Conform
------	---------

Downloads

Approval/Certificate/Document of Conformity	CFAT_WDK 2.5 ZQV.pdf DE_PT1001_20160418_678_ISSUE01.pdf
Brochure/Catalogue	CAT 1 TERM 16/17 EN
Engineering Data	EPLAN_WSCAD_Zuken E3.S
Engineering Data	STEP

Safety note

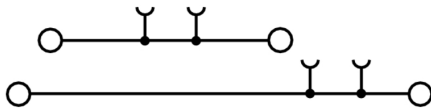
Safety notice	Safety Information
---------------	------------------------------------

Data sheet

W-Series
WDK 2.5 ZQV

Weidmüller Interface GmbH & Co. KG
Klingenbergstraße 16
D-32758 Detmold
Germany
Fon: +49 5231 14-0
Fax: +49 5231 14-292083
www.weidmueller.com

Drawings



**W-Series
WDK 2.5 ZQV**

Weidmüller Interface GmbH & Co. KG
Klingenbergstraße 16
D-32758 Detmold
Germany
Fon: +49 5231 14-0
Fax: +49 5231 14-292083
www.weidmueller.com

Accessories

Covers




Klippon® Connect with clamping yoke Technology

The high reliability and variety of designs of the terminal blocks with clamping yoke connections make planning easier and optimises operational safety. Klippon® Connect provides a proven response to a range of different requirements.

General ordering data

Type	Order No.	GTIN (EAN)	Qty.
WAD 4 GE BED	1072000000	4008190446109	50 pc(s).
WAD 4 WS	1072100000	4008190446116	50 pc(s).

SchT group marker carrier



The SchT 5 S group tag carriers are clipped directly onto the TS 32 mounting rail (G-rail) or the TS 35 mounting rail (top-hat rail). It is therefore possible to label the terminal strip irrespective of the terminal and the type of terminal. SchT 5 and SchT 5 S are fitted with ESO 5, STR 5 protective strips.

The SchT 7 is a hinged group tag carrier for inlay tags which enables easy access to the clamping screw. The SchT 7 is fitted with ESO 7, STR 7 protective strips or DEK 5.

SchT 9/4 and SchT 14/6 are hinged group tag carriers for single dekafix and WS tags that enable easy access to the clamping screw.

SchT 9/4 and SchT 14/6 are fitted with WS or DEK.

Inlay tags and protective strips can be found under "Accessories".

General ordering data

Delivery status	Available until	Type	Order No.	Version	GTIN (EAN)	Qty.
Discontinued	2015-07-31T00:00:00+02:00	SCHT 9/4	1278460000	SCHT, Terminal marker, 32 x 4 mm, Pitch in mm (P): 5.00 beige	4008190086930	20 pc(s).

**W-Series
WDK 2.5 ZQV**

Weidmüller Interface GmbH & Co. KG
 Klingenbergstraße 16
 D-32758 Detmold
 Germany
 Fon: +49 5231 14-0
 Fax: +49 5231 14-292083
 www.weidmueller.com

Accessories

End brackets



Klippon® Connect with clamping yoke Technology
 The high reliability and variety of designs of the terminal blocks with clamping yoke connections make planning easier and optimises operational safety. Klippon® Connect provides a proven response to a range of different requirements.

General ordering data

Type	Order No.	Version	GTIN (EAN)	Qty.
WEW 35/2	1061200000	W-Series, End bracket	4008190030230	100 pc(s).

Blank



WS markers are the perfect match for the W-series connectors. Thanks to their system compatibility, the WS tags can also be used with the I-series and the Z-series. The large marking surfaces do not only permit long character strings but also multi-line text. WS markers are ideal for labels with long, customised character strings. Thanks to the proven MultiCard format, printing with laser printer, PrintJet ADVANCED, plotter or MC-Mobilo is possible.

- Can be fitted in strips or individually
- Markers in proven MultiCard format

For custom printing: Please send us a file of our labeling software M-Print PRO or M-Print PRO Online (without installation) for your labeling specifications.

General ordering data

Type	Order No.	Version	GTIN (EAN)	Qty.
WS 8/5 MC NE WS	1640740000	WS, Terminal marker, 8 x 5 mm, Pitch in mm (P): 5.00 Weidmueller, Allen-Bradley, white	4008190279103	720 pc(s).

**W-Series
WDK 2.5 ZQV**

Weidmüller Interface GmbH & Co. KG
 Klingenbergstraße 16
 D-32758 Detmold
 Germany
 Fon: +49 5231 14-0
 Fax: +49 5231 14-292083
 www.weidmueller.com

Accessories
Shielding bus

Klippon® Connect with clamping yoke Technology

The high reliability and variety of designs of the terminal blocks with clamping yoke connections make planning easier and optimises operational safety. Klippon® Connect provides a proven response to a range of different requirements.

General ordering data

Type	Order No.	Version	GTIN (EAN)	Qty.
LS 2.8	1056400000	W-Series, Shield bus	4008190036454	100 pc(s).
WDU2.5-10				

Marking Holder

Spring connection with tension clamp Technology

Tension clamp technology is a universal contact system for all common conductor connection types. Its fantastic level of flexibility makes the tension clamp a profitable alternative connection.

General ordering data

Type	Order No.	Version	GTIN (EAN)	Qty.
BZT 1 WS	1805490000	Accessories, Marker holder	4032248270231	100 pc(s).
10/5				
BZT 1 ZA WS	1805520000	Accessories, Marker holder	4032248270248	100 pc(s).
10/5				

ZQV 2.5N

Spring connection with PUSH IN Technology

The innovative PUSH IN technology reduces the amount of time you spend on wiring to a minimum. Direct insertion guarantees high conductor pull-out forces and simple handling for all conductor types.

General ordering data

Type	Order No.	GTIN (EAN)	Qty.
ZQV 2.5N/7	1527640000	4050118448412	20 pc(s).

W-Series
WDK 2.5 ZQV

Weidmüller Interface GmbH & Co. KG
 Klingenbergstraße 16
 D-32758 Detmold
 Germany
 Fon: +49 5231 14-0
 Fax: +49 5231 14-292083
 www.weidmueller.com

Accessories

ZQV 2.5N/7 2108810000	4050118448498	20 pc(s).
RD		
ZQV 2.5N/3 1527570000	4050118448450	60 pc(s).
ZQV 2.5N/8 1527840000	4050118448597	20 pc(s).
BL		
ZQV 2.5N/10 1527880000	4050118448573	20 pc(s).
BL		
ZQV 2.5N/20 2108920000	4050118485899	20 pc(s).
RD		
ZQV 2.5N/2 1527740000	4050118448658	60 pc(s).
BL		
ZQV 2.5N/9 2108900000	4050118448474	20 pc(s).
RD		
ZQV 2.5N/4 1527780000	4050118448634	60 pc(s).
BL		
ZQV 2.5N/5 2108710000	4050118448511	20 pc(s).
RD		
ZQV 2.5N/10 1527690000	4050118447989	20 pc(s).
ZQV 2.5N/6 1527820000	4050118448610	20 pc(s).
BL		
ZQV 2.5N/20 1527720000	4050118447972	20 pc(s).
ZQV 2.5N/8 1527670000	4050118448405	20 pc(s).
ZQV 2.5N/3 2108690000	4050118448535	60 pc(s).
RD		
ZQV 2.5N/5 1527790000	4050118448627	20 pc(s).
BL		
ZQV 2.5N/8 2108870000	4050118448481	20 pc(s).
RD		
ZQV 2.5N/4 1527590000	4050118448443	60 pc(s).
ZQV 2.5N/2 1527540000	4050118448467	60 pc(s).
ZQV 2.5N/3 1527770000	4050118448641	60 pc(s).
BL		
ZQV 2.5N/9 1527680000	4050118447996	20 pc(s).
ZQV 2.5N/2 2108470000	4050118448542	60 pc(s).
RD		
ZQV 2.5N/6 2108720000	4050118448504	20 pc(s).
RD		
ZQV 2.5N/20 1527890000	4050118448566	20 pc(s).
BL		
ZQV 2.5N/10 2108910000	4050118486018	20 pc(s).
RD		
ZQV 2.5N/4 2108700000	4050118448528	60 pc(s).
RD		
ZQV 2.5N/7 1527830000	4050118448603	20 pc(s).
BL		
ZQV 2.5N/5 1527620000	4050118448436	20 pc(s).
ZQV 2.5N/50 1527730000	4050118411362	5 pc(s).
ZQV 2.5N/50 1527920000	4050118448559	5 pc(s).
BL		
ZQV 2.5N/50 2109000000	4050118486001	5 pc(s).
RD		
ZQV 2.5N/6 1527630000	4050118448429	20 pc(s).

Data sheet

**W-Series
WDK 2.5 ZQV**

Weidmüller Interface GmbH & Co. KG
 Klingenbergstraße 16
 D-32758 Detmold
 Germany
 Fon: +49 5231 14-0
 Fax: +49 5231 14-292083
 www.weidmueller.com

Accessories

ZQV 2.5N/9 [1527870000](#) 4050118448580 20 pc(s).
 BL

Partition plates



Klippon® Connect with clamping yoke Technology
 The high reliability and variety of designs of the terminal blocks with clamping yoke connections make planning easier and optimises operational safety. Klippon® Connect provides a proven response to a range of different requirements.

General ordering data

Type	Order No.	Version	GTIN (EAN)	Qty.
WTW EN	1058800000	W-Series, Separation plate	4008190140175	20 pc(s).

ZQV 2.5N



Spring connection with tension clamp Technology
 Tension clamp technology is a universal contact system for all common conductor connection types. Its fantastic level of flexibility makes the tension clamp a profitable alternative connection.

General ordering data

Type	Order No.	Version	GTIN (EAN)	Qty.
ZQV 2.5N/10 GE	1693880000	Z-series, Cross-connector, 24 A	4008190883720	20 pc(s).
ZQV 2.5N/20 GE	1909000000	Z-series, Cross-connector, 24 A	4032248535613	20 pc(s).
ZQV 2.5N/3 GE	1693810000	Z-series, Cross-connector, 24 A	4008190883645	60 pc(s).
ZQV 2.5N/4 GE	1693820000	Z-series, Cross-connector, 24 A	4008190883652	60 pc(s).
ZQV 2.5N/2 GE	1693800000	Z-series, Cross-connector, 24 A	4008190883621	60 pc(s).

W-Series WDK 2.5 ZQV

Weidmüller Interface GmbH & Co. KG
 Klingenbergstraße 16
 D-32758 Detmold
 Germany
 Fon: +49 5231 14-0
 Fax: +49 5231 14-292083
 www.weidmueller.com

Accessories

End plates



Klippon® Connect with clamping yoke Technology


The high reliability and variety of designs of the terminal blocks with clamping yoke connections make planning easier and optimises operational safety. Klippon® Connect provides a proven response to a range of different requirements.

General ordering data

Type	Order No.	Version	GTIN (EAN)	Qty.
WAP WDK2.5	1059100000	W-Series, End plate	4008190101954 20 pc(s).	
WAP WDK2.5	1059180000	W-Series, End plate	4008190081089 20 pc(s).	

BL

Blank



The Dekafix (DEK) marker is the universal marker for all conductor and plug-in connectors as well as for electronic sub-assemblies. The system is ideal for short number sequences and covers a wide range of ready-printed markers.

Strips for fast installation in only one work step. The printing is easy to read, rich in contrast and available in various widths.

- Large range of ready-to-use markers
- Strips for fast installation
- Terminal markers, suitable for all Weidmüller cable connectors
- Available as blank MultiCard or with standard printing

For custom printing: Please send us a file of our labeling software M-Print PRO or M-Print PRO Online (without installation) for your labeling specifications.

General ordering data

Type	Order No.	Version	GTIN (EAN)	Qty.
DEK 5/5 MC	1609801044	Dekafix, Terminal marker,	4008190397111 1,000 pc(s).	
NE WS		5 x 5 mm, Pitch in mm (P): 5.00 Weidmueller, white		