



Model Number

CCB10-30GS60-E2

Features

- 10 mm flush
- Operating distance adjustable via potentiometer
- High EMC resistance
- Stainless steel version
- Operating voltage range 10 V ... 60 V DC

Accessories

BF 30
Mounting flange, 30 mm

Technical Data

General specifications

Switching element function	PNP	NO
Rated operating distance	s_n	10 mm
Installation		flush
Output polarity		DC
Assured operating distance	s_a	0 ... 8.1 mm

Nominal ratings

Installation conditions		
A		0 mm
B		0 mm
C		20 mm
F		40 mm
Operating voltage	U_B	10 ... 60 V DC
Switching frequency	f	0 ... 10 Hz
Reverse polarity protection		reverse polarity protected
Short-circuit protection		pulsing
Voltage drop	U_d	≤ 2.8 V
Operating current	I_L	0 ... 200 mA
Off-state current	I_r	0 ... 0.5 mA typ. 0.1 μ A at 25 °C
Off-state current $T_U=40$ °C, switching element off		≤ 100 μ A
No-load supply current	I_0	≤ 20 mA
Time delay before availability	t_v	≤ 50 ms
Switching state indicator		LED, yellow

Functional safety related parameters

MTTF _d	760 a
Mission Time (T _M)	20 a
Diagnostic Coverage (DC)	0 %

Indicators/operating means

Potentiometer	sensitivity adjustment
---------------	------------------------

Ambient conditions

Ambient temperature	-25 ... 70 °C (-13 ... 158 °F)
Storage temperature	-40 ... 85 °C (-40 ... 185 °F)

Mechanical specifications

Connection type	cable PVC, 2 m
Housing material	Stainless steel 1.4305 / AISI 303
Sensing face	PBT
Degree of protection	IP67

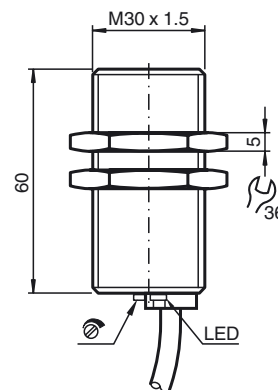
Compliance with standards and directives

Standard conformity	
Standards	EN 60947-5-2:2007 IEC 60947-5-2:2007

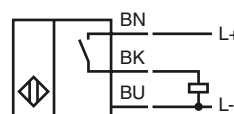
Approvals and certificates

UL approval	cULus Listed, General Purpose
CSA approval	cCSAus Listed, General Purpose
CCC approval	Certified by China Compulsory Certification (CCC)

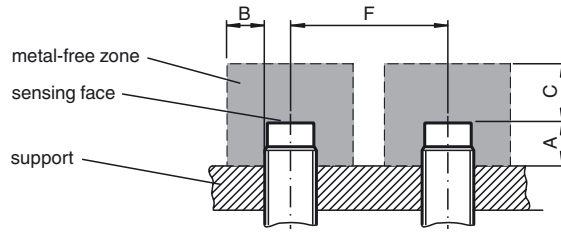
Dimensions



Electrical Connection



Installation Conditions



Release date: 2015-11-19 17:13 Date of issue: 2015-11-19 237547_eng.xml