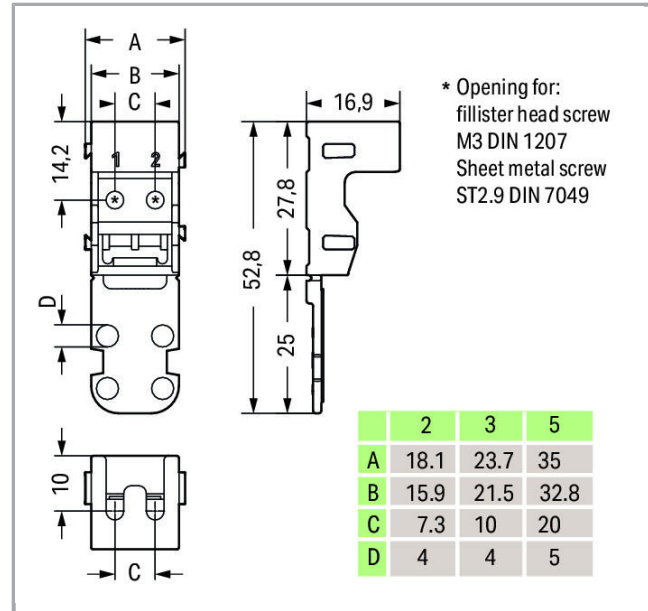



Data sheet | Item number: 221-505/000-004

Mounting carrier; for 5-conductor terminal blocks; 221 Series - 4 mm²; for screw mounting; black



www.wago.com/221-505/000-004



RoHS Compliant

[BOMcheck.net](https://www.bomcheck.net)

Color:

Data

Geometrical Data

Width	35 mm / 1.378 inch
Height from the surface	16,9 mm / 0.665 inch
Depth	52,8 mm / 2.079 inch

Material Data

Color	black
Insulation material	Polyamide 66 (PA 66)
Flammability class per UL94	V0
Weight	4.9 g

Subject to changes. Please also observe the further product documentation!

WAGO Kontakttechnik GmbH & Co. KG
Hansastr. 27
32423 Minden
Phone: +49571 887-0 | Fax: +49571 887-169
Email: info.de@wago.com | Web: www.wago.com

Do you have any questions about our products?
We are always happy to take your call at +49 (571) 887-44222.



Commercial data

Packaging type	BOX
Country of origin	CN
GTIN	4055143640848
Customs tariff number	39269097900

Counterpart

Downloads

Documentation

Bid Text

221-505/000-004 GAEB X81 - Datei	Feb 19, 2019	xml 2.8 kB	Download
221-505/000-004 doc - Datei	Jan 4, 2018	doc 24.6 kB	Download
Additional Information Technical explanations	Apr 3, 2019	pdf 2.1 MB	Download


CAD/CAE-Data

CAD data


2D/3D Models 221-505/000-004	URL	Download
------------------------------	-----	----------

Handling Instructions

Subject to changes. Please also observe the further product documentation!




Inserting a connector into the mounting carrier.




Removing a connector from the mounting carrier.

Inserting a conductor




Inserting a conductor.



Horizontal screw mounting




Vertical screw mounting



Horizontal mounting via snap-in foot

Subject to changes. Please also observe the further product documentation!



Vertical mounting via snap-in foot

Strain Relief




Use a cable tie to secure the conductors to the strain relief plate.



The strain relief plate can be removed.

Testing



Testing a connector mounted on the carrier via test slot.


Application

Subject to changes. Please also observe the further product documentation!



Connecting a light to the mains.

Marking



Labeling

Subject to changes. Please also observe the further product documentation!