



Enclosure for command devices, 22 mm, round, Enclosure material plastic, Enclosure top part yellow, 1 control point plastic, Control point in center, A=EMERGENCY STOP mushroom pushbutton red, 40 mm, rotate-to-unlatch, 1 NC, 1NC, screw terminal, floor mounting, 1xM20 each on top and bottom

Figure similar

Product brand name	SIRIUS ACT
Product designation	Enclosures
Product type designation	3SU1
Manufacturer's article number	<ul style="list-style-type: none"> • of supplied contact module A1 = 3SU1400-2AA10-1CA0, A2 = 3SU1400-2AA10-1CA0 3SU1400-2AA10-1CA0 • of supplied contact module at the command point A 1 3SU1400-2AA10-1CA0 • of supplied contact module at the command point A 2 3SU1400-2AA10-1CA0 • of the supplied holder A = 3SU1500-0AA10-0AA0 3SU1500-0AA10-0AA0 • of the supplied holder at the command point A 3SU1500-0AA10-0AA0 • of the supplied actuator A = 3SU1000-1HB20-0AA0 3SU1000-1HB20-0AA0 • of the supplied actuator at the command point A 3SU1000-1HB20-0AA0 • of supplied empty enclosure 3SU1801-0AA00-0AA2

Enclosure	
Design of the housing	Command point in center

Shape of the enclosure front	Square
Material of the enclosure	plastic
Number of command points	1
Product component	
• EMERGENCY STOP device	Yes
• protective collar	No
Color	
• of top part of the enclosure	yellow
Delivery state	
• as a kit	No
• pre-wired on strip terminal	No
Mounting type of the enclosure	Vertical

Actuator

Design of the operating mechanism	Emergency stop mushroom pushbutton
Suitability for use EMERGENCY OFF switch	Yes
Product feature	
• lockout	No
Product extension optional Light source	No
Color	
• of the actuating element	red
Material of the actuating element	plastic
Shape of the actuating element	round
Number of contact modules	2
Type of unlocking device	A = rotate-to-unlatch mechanism

Front ring

Product component front ring	No
Design of the front ring	Standard

Holder

Material of the holder	Plastic
-------------------------------	---------

Display

Number of LED modules	0
------------------------------	---

General technical data

Product function	
• positive opening	Yes
• EMERGENCY OFF function	Yes
• EMERGENCY STOP function	Yes
Protection class IP	IP66, IP67, IP69(IP69K)
Degree of protection NEMA rating	NEMA 1, 2, 3, 3R, 4, 4X, 12, 13
Shock resistance	
• acc. to IEC 60068-2-27	Sinusoidal half-wave 50 g / 11 ms
Vibration resistance	

• acc. to IEC 60068-2-6	10 ... 500 Hz: 5g
Reference code acc. to DIN EN 81346-2	S
Reference code acc. to DIN EN 61346-2	S
Continuous current of the C characteristic MCB	10 A; for a short-circuit current smaller than 400 A
Continuous current of the quick DIAZED fuse link	10 A
Continuous current of the DIAZED fuse link gG	10 A
Operating voltage	
• at AC	
— at 50 Hz rated value	5 ... 500 V
— at 60 Hz rated value	5 ... 500 V
• at DC	
— rated value	5 ... 500 V

Auxiliary circuit

Design of the contact of auxiliary contacts	Silver alloy
Number of NC contacts for auxiliary contacts	2
Number of NO contacts for auxiliary contacts	0

Connections/ Terminals

Type of electrical connection	
• of modules and accessories	Screw-type terminal
Type of electrical connection on enclosure	Cable routing above and below, both 1 x M20
Tightening torque of the screws in the bracket	1 ... 1.2 N·m
Tightening torque of mounting screws in the enclosure cover	1.5 ... 1.7 N·m
Tightening torque	
• with screw-type terminals	0.8 ... 0.9 N·m

Interfaces

Design of the interface	
• for communication	without

Ambient conditions

Ambient temperature	
• during operation	-25 ... +70 °C
• during storage	-40 ... +80 °C
Environmental category during operation acc. to IEC 60721	3M6, 3S2, 3B2, 3C3, 3K6 (with relative air humidity of 10 ... 95 %, no condensation in operation permitted for all devices behind front panel)

Installation/ mounting/ dimensions

Mounting type	
• of modules and accessories	Floor mounting
Height	89.4 mm
Width	85 mm
Depth	109 mm

Shape of the installation opening	round
-----------------------------------	-------

Accessories

Number of labels	1
Number of inscription plates	0

Certificates/ approvals

General Product Approval	Declaration of Conformity
--------------------------	---------------------------



[Miscellaneous](#)

Test Certificates	Marine / Shipping
-------------------	-------------------

[Type Test Certificates/Test Report](#)

[Special Test Certificate](#)



Marine / Shipping	other
-------------------	-------



[Confirmation](#)

Further information

Information- and Downloadcenter (Catalogs, Brochures,...)

www.siemens.com/ic10

Industry Mall (Online ordering system)

<https://mall.industry.siemens.com/mall/en/en/Catalog/product?mlfb=3SU1801-0NB00-2AA2>

Cax online generator

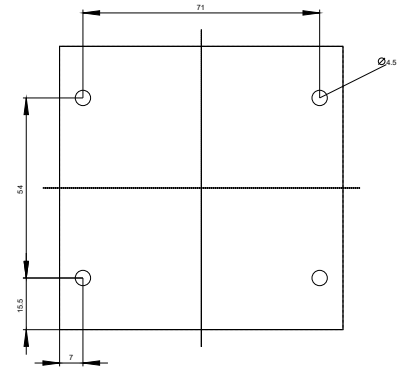
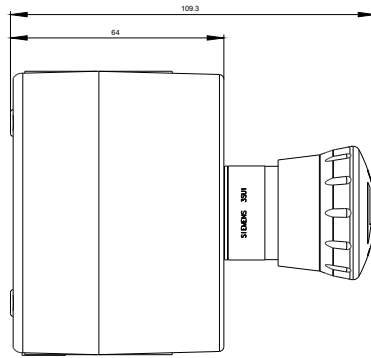
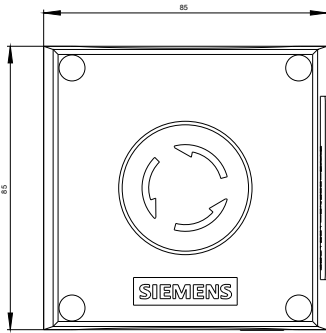
<http://support.automation.siemens.com/WW/CAXorder/default.aspx?lang=en&mlfb=3SU1801-0NB00-2AA2>

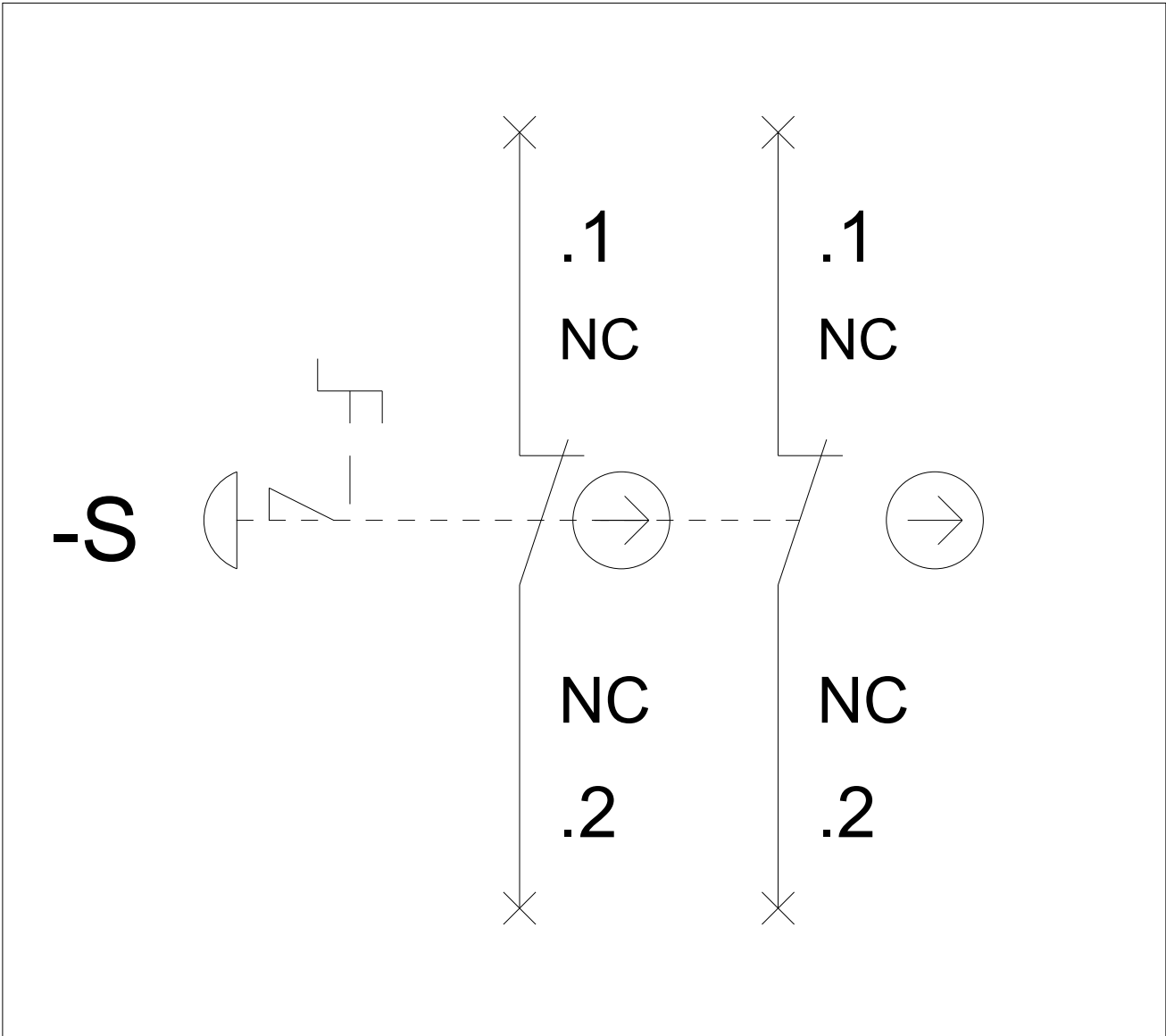
Service&Support (Manuals, Certificates, Characteristics, FAQs,...)

<https://support.industry.siemens.com/cs/ww/en/ps/3SU1801-0NB00-2AA2>

Image database (product images, 2D dimension drawings, 3D models, device circuit diagrams, EPLAN macros, ...)

http://www.automation.siemens.com/bilddb/cax_de.aspx?mlfb=3SU1801-0NB00-2AA2&lang=en





last modified:

12/18/2019