


## Base strip - MC 0,5/ 5-G-2,5 - 1881477

Please be informed that the data shown in this PDF Document is generated from our Online Catalog. Please find the complete data in the user's documentation. Our General Terms of Use for Downloads are valid (<http://phoenixcontact.com/download>)

Header, nominal current: 4 A, rated voltage (III/2): 160 V, number of positions: 5, pitch: 2.5 mm, Color: green, Contact surface: Tin, mounting: Wave soldering




The figure shows a 10-position version of the product

### Why buy this product

- Well-known mounting principle allows worldwide use



### Key Commercial Data

Packing unit	1 STK
Minimum order quantity	50 STK
GTIN	 4 017918 156718
GTIN	4017918156718
Weight per Piece (excluding packing)	1.390 g
Custom tariff number	85366930
Country of origin	Germany

### Technical data

#### Dimensions

Length	10.1 mm
Pitch	2.5 mm
Dimension a	10.00 mm
Width	14.40 mm
Constructional height	8.1 mm
Height	11.9 mm

## Base strip - MC 0,5/ 5-G-2,5 - 1881477

### Technical data

#### Dimensions

Length of the solder pin	3.8 mm
Pin dimensions	0,8 x 0,8 mm
Hole diameter	1.2 mm

#### General

Range of articles	MC 0,5/...-G
Insulating material group	I
Rated surge voltage (III/3)	1.5 kV
Rated surge voltage (III/2)	2.5 kV
Rated surge voltage (II/2)	2.5 kV
Rated voltage (III/3)	80 V
Rated voltage (III/2)	160 V
Rated voltage (II/2)	320 V
Connection in acc. with standard	EN-VDE
Nominal current I <sub>N</sub>	4 A
Maximum load current	4 A
Insulating material	PA
Flammability rating according to UL 94	V0
Color	green
Number of positions	5

#### Standards and Regulations

Connection in acc. with standard	EN-VDE
	CUL
Flammability rating according to UL 94	V0

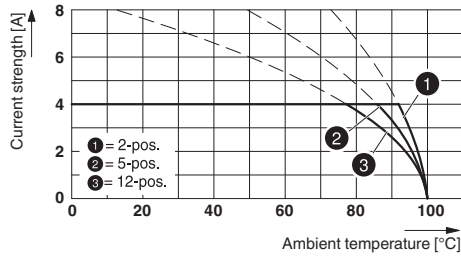
#### Environmental Product Compliance

China RoHS	Environmentally friendly use period: unlimited = EFUP-e
	No hazardous substances above threshold values

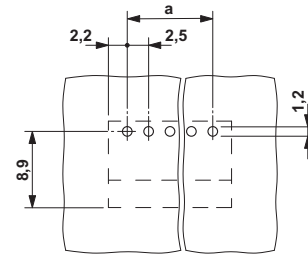
### Drawings

# Base strip - MC 0,5/ 5-G-2,5 - 1881477

Diagram

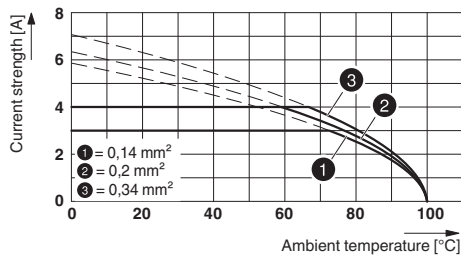


Drilling diagram

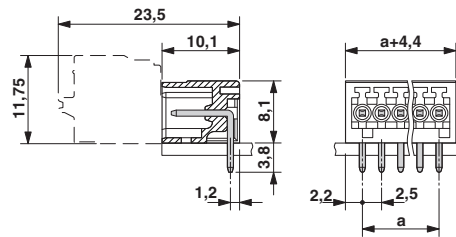


Type: FK-MC 0,5/...-ST-2,5 with MC 0,5/...-G-2,5

Diagram



Dimensional drawing



Type: FK-MC 0,5/...-ST-2,5 with MC 0,5/...-G-2,5

## Classifications

eCl@ss

eCl@ss 4.0	272607xx
eCl@ss 4.1	27260701
eCl@ss 5.0	27260701
eCl@ss 5.1	27260701
eCl@ss 6.0	27260704
eCl@ss 7.0	27440402
eCl@ss 8.0	27440402
eCl@ss 9.0	27440402

ETIM

ETIM 3.0	EC001121
ETIM 4.0	EC002637
ETIM 5.0	EC002637
ETIM 6.0	EC002637

# Base strip - MC 0,5/ 5-G-2,5 - 1881477

## Classifications

### UNSPSC

UNSPSC 6.01	30211810
UNSPSC 7.0901	39121409
UNSPSC 11	39121409
UNSPSC 12.01	39121409
UNSPSC 13.2	39121409

## Approvals


### Approvals


#### Approvals


UL Recognized / VDE Gutachten mit Fertigungsüberwachung / cUL Recognized / IECCE CB Scheme / CCA / EAC / cULus Recognized

#### Ex Approvals

### Approval details

UL Recognized		<a href="http://database.ul.com/cgi-bin/XYV/template/LISEXT/1FRAME/index.htm">http://database.ul.com/cgi-bin/XYV/template/LISEXT/1FRAME/index.htm</a>	FILE E 60425
			B
Nominal current IN			4 A
Nominal voltage UN			125 V


VDE Gutachten mit Fertigungsüberwachung		<a href="http://www.vde.com/en/Institute/OnlineService/VDE-approved-products/Pages/Online-Search.aspx">http://www.vde.com/en/Institute/OnlineService/VDE-approved-products/Pages/Online-Search.aspx</a>	40013394
Nominal current IN			4 A
Nominal voltage UN			80 V

cUL Recognized		<a href="http://database.ul.com/cgi-bin/XYV/template/LISEXT/1FRAME/index.htm">http://database.ul.com/cgi-bin/XYV/template/LISEXT/1FRAME/index.htm</a>	FILE E 60425
			B
Nominal current IN			4 A

## Base strip - MC 0,5/ 5-G-2,5 - 1881477

### Approvals

	B
Nominal voltage UN	125 V

IECEE CB Scheme		<a href="http://www.iecee.org/">http://www.iecee.org/</a>	DE1-56068-B1B2
Nominal current IN	4 A		
Nominal voltage UN	80 V		

CCA	CCA/ DE1 34250
Nominal current IN	4 A
Nominal voltage UN	80 V

EAC		B.01742
-----	--	---------

cULus Recognized		<a href="http://database.ul.com/cgi-bin/XYV/template/LISEXT/1FRAME/index.htm">http://database.ul.com/cgi-bin/XYV/template/LISEXT/1FRAME/index.htm</a>
------------------	---	---

### Accessories

Accessories

Coding element

Coding profile - CP-MC 0,5 - 1881435

Coding profile, is inserted into the groove in the header, red insulating material



Labeled terminal marker

## Base strip - MC 0,5/ 5-G-2,5 - 1881477

### Accessories

Marker card - SK 2,54/2,8:FORTL.ZAHLEN - 0804853



Marker card, Card, white, labeled, Horizontal: Consecutive numbers 1 - 10, 11 - 20, etc. up to 91 - 99, Mounting type: Adhesive, for terminal block width: 2.54 mm, Lettering field: 2.54 x 2.8 mm

---

### Additional products

Printed-circuit board connector - FK-MC 0,5/ 5-ST-2,5 - 1881354



Plug component, nominal current: 4 A, rated voltage (III/2): 160 V, number of positions: 5, pitch: 2.5 mm, connection method: Push-in spring connection, Color: green, Contact surface: Tin