

# Spezifikation für Freigabe / specification for release

Kunde / customer :

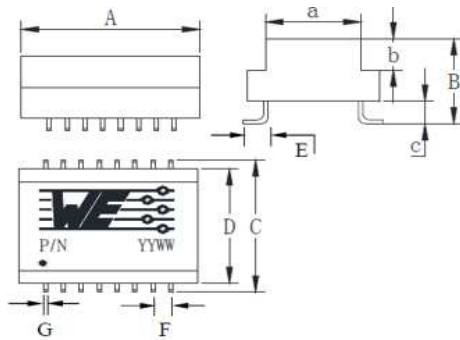
Artikelnummer / part number : **749010012A**



Bezeichnung : **LAN-Übertrager WE-LAN**  
 description : **LAN-Transformer WE-LAN**

DATUM / DATE : 2015-01-26

## A Mechanische Abmessungen / dimensions :



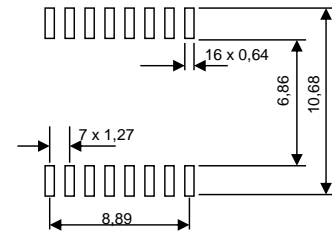
	10-100 BaseT	
A	<b>12,70 ± 0,25</b>	mm
B	<b>6,35 max.</b>	mm
C	<b>9,40 ± 0,25</b>	mm
D	<b>8,80 ± 0,25</b>	mm
E	<b>1,20 ± 0,05</b>	mm
F	<b>1,27 ± 0,05</b>	mm
G	<b>0,30 ± 0,10</b>	mm
a	<b>6,80 ± 0,25</b>	mm
b	<b>2,40 ± 0,25</b>	mm
c	<b>1,55 max.</b>	mm

● = Pin 1

## B Elektrische Eigenschaften / electrical properties :

Eigenschaften / properties	Testbedingungen / test conditions		Wert / value	Einheit / unit	tol.
Induktivität / Inductance	<b>100kHz / 100mV @ 8mA DC-Bias</b>	OCL	<b>350</b>	μH	min.
Übersetzungsverhältnis / Turns ratio	<b>100 kHz / 100 mV</b>	TR	<b>1 : 1</b>	Tx	±3%
			<b>1 : 1</b>	Rx	
Insertion Loss	<b>1-100 MHz</b>	IL	<b>-1,0</b>	dB	max.
Return Loss	<b>1-30 MHz @ 100Ω</b>	RL	<b>-18</b>	dB	min.
	<b>40 MHz @ 100Ω</b>		<b>-17</b>		
	<b>50 MHz @ 100Ω</b>		<b>-15</b>		
	<b>60-80 MHz @ 100Ω</b>		<b>-12</b>		
Differential to Common Mode Rejection	<b>1-60 MHz</b>	DCMR	<b>-35</b>	dB	min.
	<b>60-100 MHz</b>		<b>-32</b>		
Crosstalk	<b>1-100 MHz</b>	CT	<b>-35</b>	dB	min.

## C Lötpad / soldering spec. :



## D Prüfgeräte / test equipment :

HP4395A

## E Testbedingungen / test conditions :

Luftfeuchtigkeit / humidity: 33%  
 Umgebungstemperatur / temperature: +25°C

## F Werkstoffe & Zulassungen / material & approvals :

Basismaterial / base material: Ferrit / ferrite  
 Draht / wire: 0UEW QPN200  
 Kontaktmaterial/ contact plating: Cu-Ni-Sn  
 Verguss / potting: UL94-V0

## G Eigenschaften / general specifications :

Betriebstemp. / operating temperature: 0°C - + 70°C  
 Hochspannungsprüfung / Hipot test: 1500Vrms 1min.  
 Geeignet für 10/100Base-TX gemäß IEEE 802.3u /  
 Coplanarität / Coplanarity: < 0,1 mm  
 Compliant with IEEE 802.3u for 10/100Base-TX-Applications  
 Auto MDIX fähig / Auto MDIX capable

Freigabe erteilt / general release:

Kunde / customer

Datum / date

Unterschrift / signature

Würth Elektronik

Geprüft / checked

Kontrolliert / approved

JaB	Version 03	2015-01-26
Mle	Version 02	2014-01-03
Mle	Version 01	2013-03-15
Mle	Version 00 (preliminary)	2011-01-05
Name	Änderung / modification	Datum / date

**Würth Elektronik eiSos GmbH & Co.KG**

D-74638 Waldenburg · Max-Eyth-Straße 1 - 3 · Germany · Telefon (+49) (0) 7942 - 945 - 0 · Telefax (+49) (0) 7942 - 945 - 400  
<http://www.we-online.com>

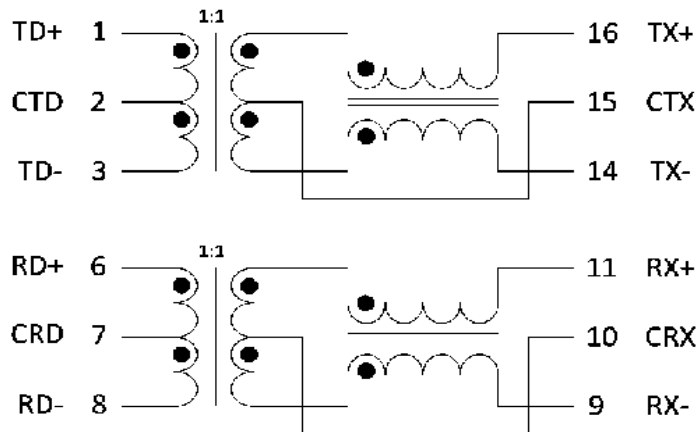
# Spezifikation für Freigabe / specification for release

Kunde / customer :  
 Artikelnummer / part number : **749010012A**  
 Bezeichnung : **LAN-Übertrager WE-LAN**  
 description : **LAN-Transformer WE-LAN**



DATUM / DATE : 2015-01-26

## H Schaltbild / Schematics :



Freigabe erteilt / general release:	<b>Kunde / customer</b>			
.....	.....			
Datum / date	Unterschrift / signature	JaB	Version 03	2015-01-26
	<b>Würth Elektronik</b>	Mle	Version 02	2014-01-03
.....	.....	Mle	Version 01	2013-03-15
Gepüft / checked	Kontrolliert / approved	Mle	Version 00 (preliminary)	2011-01-05
		Name	<b>Änderung / modification</b>	Datum / date

### Würth Elektronik eiSos GmbH & Co.KG

D-74638 Waldenburg · Max-Eyth-Straße 1 - 3 · Germany · Telefon (+49) (0) 7942 - 945 - 0 · Telefax (+49) (0) 7942 - 945 - 400  
<http://www.we-online.com>

# Spezifikation für Freigabe / specification for release

Kunde / customer :

Artikelnummer / part number : **749010012A**

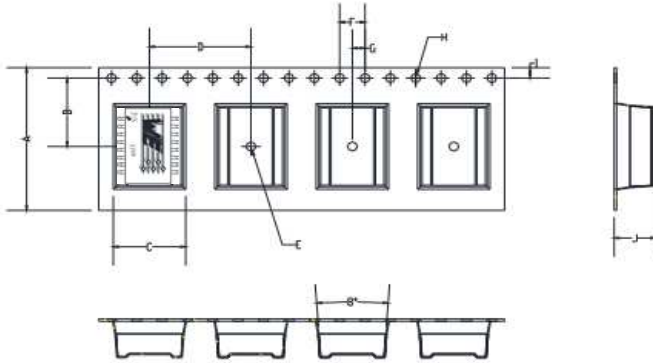
Bezeichnung : **LAN-Übertrager WE-LAN**

description : **LAN-Transformer WE-LAN**

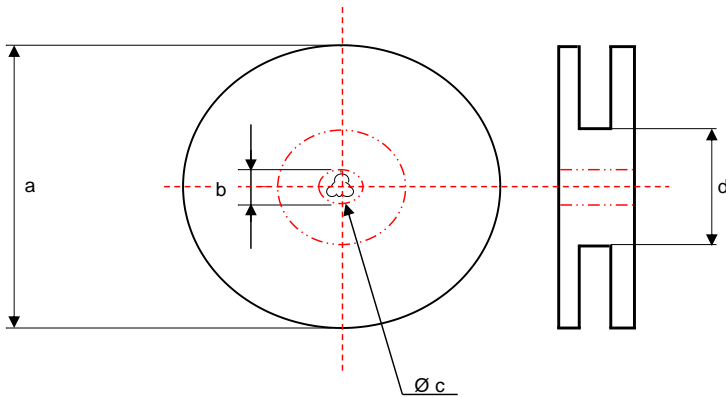


DATUM / DATE : 2015-01-26

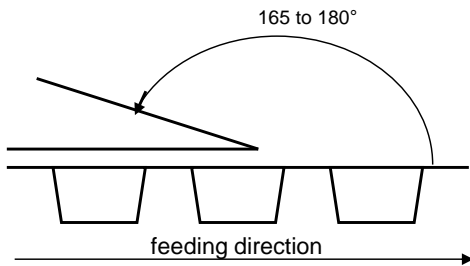
**I Rollenspezifikation / tape and reel specification :**



Gurtspezifikation / Tape specification:		
A	<b>24,00 ±0,10</b>	mm
B	<b>11,50 ±0,10</b>	mm
C	<b>11,42 ±0,10</b>	mm
D	<b>16,00 ±0,10</b>	mm
E	<b>1,50 ±0,10</b>	mm
F	<b>4,00 ±0,10</b>	mm
G	<b>2,00 ±0,10</b>	mm
H	<b>1,50 ±0,10</b>	mm
I	<b>1,75 ±0,10</b>	mm
J	<b>6,52 ±0,10</b>	mm



Rollenspezifikation / Reel specification:		
a	<b>330,0 ± 2,0</b>	mm
b	<b>21,00 ± 0,8</b>	mm
c	<b>13,50 ± 0,5</b>	mm
d	<b>100,0 ± 1,0</b>	mm



The force for tearing off cover tape is 10 to 130 grams in arrow direction

Freigabe erteilt / general release:	Kunde / customer		
Datum / date	Unterschrift / signature	JaB	Version 03
	<b>Würth Elektronik</b>	Mle	Version 02
		Mle	Version 01
		Mle	Version 00 (preliminary)
Geprüft / checked	Kontrolliert / approved	Name	Änderung / modification
			Datum / date

This electronic component has been designed and developed for usage in general electronic equipment. Before incorporating this component into any equipment where higher safety and reliability is especially required or if there is the possibility of direct damage or injury to human body, for example in the range of aerospace, aviation, nuclear control, submarine, transportation, (automotive control, train control, ship control), transportation signal, disaster prevention, medical, public information network etc. Würth Elektronik eiSos GmbH must be informed before the design-in stage. In addition, sufficient reliability evaluation checks for safety must be performed on every electronic component which is used in electrical circuits that require high safety and reliability functions or performance.

**Würth Elektronik eiSos GmbH & Co.KG**

D-74638 Waldenburg · Max-Eyth-Straße 1 · 3 · Germany · Telefon (+49) (0) 7942 - 945 - 0 · Telefax (+49) (0) 7942 - 945 - 400  
<http://www.we-online.com>