



Assembled Unit
(1555F2F17GY)



Group Photo





Internal View
(1555F2F17GY)

Key Features:

- Designed for harsh industrial environments or outdoor applications (security, outdoor wireless, controls etc. etc.)
- Ideally suited for mounting printed circuit boards, panels or DIN rail mounted components (see [photo features](#) below for details).
- Designed for wall mounting - interior is secure as lid screws are behind the lid. Can be made more secure if wall mounted with security screws (tamper resistant screws).
- Satin texture finish with smooth recessed surface on lid for a membrane keypad or label
- Standoffs molded in the interior of the lid & enclosure - designed for #6 x 1/4" self tapping screws (our part number **1598ATS100**)
- Choice of two materials:
 - **General purpose ABS plastic** (material carries a UL flammability rating of UL94 HB). Not recommended for outdoor use.
 - **Polycarbonate** (material carries a UL flammability rating of UL94 V0 @ 3mm) - Recommended for outdoor use.
- Color is a light gray (RAL 7035) to help keep heat absorption down.
- Gasketed lid with two piece "tongue & groove" construction provides protection against access of oil, dust and water.
- Gasket is one piece using high temperature U.L. listed - silicone rubber gasket material.
- Designed to meet IP 67 & NEMA 4, 4X, 12 & 13 ratings.
- Polycarbonate version is UL 508 listed (File # E65324).
- Flanged lid is secured with self captivating - M4 stainless steel machine screws (included), threaded into integral stainless steel bushings (for repetitive assembly & disassembly). All stainless steel hardware to avoid corrosion caused by dissimilar metals. See [photo features](#) below
- Flanged lid screws are self captivating (lid holes are threaded with the first installation of lid screws).
- **Internal features** are maximized for mounting options:
 - Internal DIN rail mounting tabs - molded into lid - (except smaller 1555CF22 & 1555CF42 enclosures)...
 - Options vary with size (see drawings).
 - Standoffs (#6 self tapping screws) for P.C. board or inner panel mounting in all sizes (see drawings for details).
 -

BS Plastic Part Number	Polycarbonate Part Number c  US	Units	Length	Width	Height (Includes Lid)
1555CF22GY	1555C2F22GY	mm	120	66	42
		inches	4.7	2.6	1.65
1555CF42GY	1555C2F42GY	mm	120	66	62
		inches	4.7	2.6	2.44
1555FF17GY	1555F2F17GY	mm	120	91	37
		inches	4.7	3.6	1.47
1555FF42GY	1555F2F42GY	mm	120	91	62
		inches	4.7	3.6	2.44
1555NF17GY	1555N2F17GY	mm	120	120	37
		inches	4.7	4.7	1.47
1555NF42GY	1555N2F42GY	mm	120	120	62
		inches	4.7	4.7	2.44
1555JF17GY	1555J2F17GY	mm	159	91	37
		inches	6.3	3.6	1.47
1555JF42GY	1555J2F42GY	mm	159	91	62
		inches	6.3	3.6	2.44
1555HF17GY	1555H2F17GY	mm	180	120	37
		inches	7.1	4.7	1.47
1555HF42GY	1555H2F42GY	mm	180	120	62
		inches	7.1	4.7	2.44


Features (by photo):

Enclosure Top (smooth recessed surface for a membrane keypad or label)	Lid Interior (standoffs molded in - varies with size see drawings for details)
	
Stainless steel inserts & lid screws. No corrosion caused by dissimilar metals.	Lid holes & stainless steel inserts are outside of the gasket seal.



Accessories

Panels:



Panel

- Heavy duty panels for mounting components.
- Panel includes mounting hardware for enclosure body (#6 x 1/4" machine screws).
- Mounts into plastic standoffs in the lid or cover of the enclosure using #6 x 1/4" machine screws (additional screws - Part Number **1598ATS100** - pack of 100).
- Galvanized 16 ga. steel.

Part Number	Use With Enclosure Series
1555CFPL	All 1555 Flanged "C" Series ("1555CF" or "1555C2F" sized enclosures)
1555FFPL	All 1555 Flanged "F" Series ("1555FF" or "1555F2F" sized enclosures)
1555HFPL	All 1555 Flanged "H" Series ("1555HF" or "1555H2F" sized enclosures)
1555JFPL	All 1555 Flanged "J" Series ("1555JF" or "1555J2F" sized enclosures)
1555NFPL	All 1555 Flanged "N" Series ("1555NF" or "1555N2F" sized enclosures)