



AUXILIARY SWITCH BLOCK, 2 NO, DIN EN50005, LATERALLY, 10 MM SCREW CONNECTION, SIZE S0...S12, FOR CONTACTORS FOR SWITCHING MOTORS, 2-POLE

Figure similar

General technical data:		
product brand name		SIRIUS
Suitability for use		Contact relay and power contactor
Protection class IP on the front		IP20
Ambient temperature		
• during storage	°C	-55 ... +80
• during operation	°C	-25 ... +60
Mechanical service life (switching cycles) typical		10 000 000
Electrical endurance (switching cycles) at AC-15 at 230 V typical		200 000
Contact reliability		one incorrect switching operation of 100 million switching operations (17 V, 5 mA)
Contact reliability of the auxiliary contacts		1 faulty switching per 100 million (17 V, 1 mA)
Insulation voltage with degree of pollution 3 Rated value	V	500
Surge voltage resistance Rated value	kV	6
Auxiliary circuit:		
Number of NC contacts for auxiliary contacts		
• instantaneous contact		0
Number of NO contacts for auxiliary contacts		
• instantaneous contact		2
Operating current of the auxiliary contacts at AC-12		
• at 24 V	A	10
• at 230 V	A	10
• maximum	A	10

Operating current		
<ul style="list-style-type: none"> • of the auxiliary contacts <ul style="list-style-type: none"> — at AC-14 <ul style="list-style-type: none"> — at 125 V — at 250 V — at AC-15 <ul style="list-style-type: none"> — at 24 V — at 230 V — at 400 V • at AC-15 at 690 V Rated value 	<ul style="list-style-type: none"> A A A A A A 	<ul style="list-style-type: none"> 6 6 6 6 3 1
Operating current		
<ul style="list-style-type: none"> • with 2 current paths in series at DC-12 <ul style="list-style-type: none"> — at 24 V Rated value — at 60 V Rated value — at 110 V Rated value — at 220 V Rated value — at 440 V Rated value — at 600 V Rated value • with 3 current paths in series at DC-12 <ul style="list-style-type: none"> — at 24 V Rated value — at 60 V Rated value — at 110 V Rated value — at 220 V Rated value — at 440 V Rated value — at 600 V Rated value 	<ul style="list-style-type: none"> A A A A A A A A A A A A A A 	<ul style="list-style-type: none"> 10 10 4 2 1.3 0.65 10 10 10 3.6 2.5 1.8
Operating current		
<ul style="list-style-type: none"> • of the auxiliary contacts at DC-13 <ul style="list-style-type: none"> — at 24 V — at 60 V — at 110 V — at 220 V • with 2 current paths in series at DC-13 <ul style="list-style-type: none"> — at 24 V Rated value — at 60 V Rated value — at 110 V Rated value — at 220 V Rated value — at 440 V Rated value — at 600 V Rated value • with 3 current paths in series at DC-13 <ul style="list-style-type: none"> — at 24 V Rated value — at 60 V Rated value 	<ul style="list-style-type: none"> A A A A A A A A A A A A A 	<ul style="list-style-type: none"> 6 2 1 0.3 10 3.5 1.3 0.9 0.2 0.1 10 4.7

— at 110 V Rated value	A	3
— at 220 V Rated value	A	1.2
— at 440 V Rated value	A	0.5
— at 600 V Rated value	A	0.26

Installation/ mounting/ dimensions:

Mounting type		snap-on mounting
Width	mm	10
Height	mm	80
Depth	mm	71

Connections/ Terminals:

Type of electrical connection for auxiliary and control current circuit		screw-type terminals
Type of connectable conductor cross-section		
<ul style="list-style-type: none"> • for auxiliary contacts <ul style="list-style-type: none"> — finely stranded — with core end processing • for AWG conductors for auxiliary contacts 		2x (0.5 ... 1.5 mm ²), 2x (0.75 ... 2.5 mm ²) 2x (20 ... 16), 2x (18 ... 14)

Safety related data:

Product function Mirror contact acc. to IEC 60947-4-1		Yes
<ul style="list-style-type: none"> • Note 		with 3RT1
Product function positively driven operation acc. to IEC 60947-5-1		No

Certificates/ approvals:

General Product Approval	Functional Safety/Safety of Machinery	Declaration of Conformity
--------------------------	---------------------------------------	---------------------------



CCC



CSA



UL



[Type Examination](#)



EG-Konf.

Test Certificates	Shipping Approval
-------------------	-------------------

[Special Test Certificate](#)



ABS



BUREAU VERITAS



GL



LRS



RINA

Shipping Approval	other
-------------------	-------



RMRS

[Environmental Confirmations](#)

Further information

Information- and Downloadcenter (Catalogs, Brochures,...)

<http://www.siemens.com/industrial-controls/catalogs>

Industry Mall (Online ordering system)

<http://www.siemens.com/industrymall>

Cax online generator

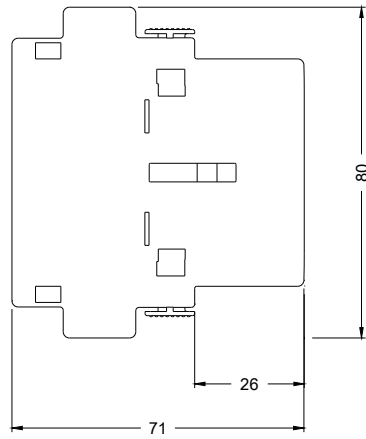
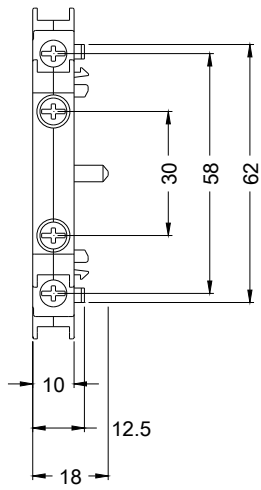
<http://support.automation.siemens.com/WW/CAXorder/default.aspx?lang=en&mlfb=3RH19211EA20>

Service&Support (Manuals, Certificates, Characteristics, FAQs,...)

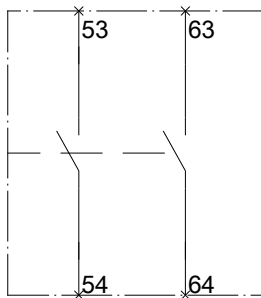
<http://support.automation.siemens.com/WW/view/en/3RH19211EA20/all>

Image database (product images, 2D dimension drawings, 3D models, device circuit diagrams, EPLAN macros, ...)

<http://www.automation.siemens.com/bilddb/index.aspx?attID9=3RH19211EA20&lang=en>



Links



Rechts

