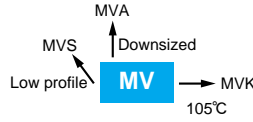


Alchip™ - MV Series

- Height 5.2 to 10.0mm
- Suitable to fit for downsized equipment
- Solvent resistant type (see PRECAUTIONS AND GUIDELINES)
- RoHS Compliant

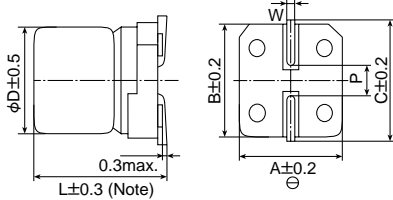


◆ SPECIFICATIONS

Items	Characteristics									
Category	Standard									
Temperature Range	-40 to +85°C									
Rated Voltage Range	4 to 63V _{dc}									
Capacitance Tolerance	±20% (M) (at 20°C, 120Hz)									
Leakage Current	I=0.01CV or 3μA, whichever is greater. Where, I : Max. leakage current (μA), C : Nominal capacitance (μF), V : Rated voltage (V) (at 20°C after 2 minutes)									
Dissipation Factor (tanδ)	Rated voltage (V _{dc})	4V	6.3V	10V	16V	25V	35V	50V	63V	(at 20°C, 120Hz)
	tanδ (Max.)	D55 to F60	0.42	0.24	0.20	0.16	0.14	0.12	0.10	
Low Temperature Characteristics (Max. Impedance Ratio)	Rated voltage (V _{dc})	4V	6.3V	10V	16V	25V	35V	50V	63V	(at 120Hz)
		Z(-25°C)/Z(+20°C)	7	4	3	2	2	2	2	
	Z(-40°C)/Z(+20°C)	D55 to F60	15	10	8	6	4	3	3	
		H63 to JA0	—	10	8	6	4	3	3	
Endurance	The following specifications shall be satisfied when the capacitors are restored to 20°C after the rated voltage is applied for 2,000 hours at 85°C.									
	Capacitance change	≤±20% of the initial value								
	D.F. (tanδ)	≤200% of the initial specified value								
	Leakage current	≤The initial specified value								
Shelf Life	The following specifications shall be satisfied when the capacitors are restored to 20°C after exposing them for 500 hours at 85°C without voltage applied. Before the measurement, the capacitor shall be preconditioned by applying voltage according to Item 4.1 of JIS C 5101-4.									
	Capacitance change	≤±15% of the initial value								
	D.F. (tanδ)	≤150% of the initial specified value								
	Leakage current	≤The initial specified value								

◆ DIMENSIONS [mm]

● Terminal Code : A



Note : L±0.5 for H63 to JA0

Size code	D	L	A	B	C	W	P
D55 & D60	4	*5.2	4.3	4.3	5.1	0.5 to 0.8	1.0
E55 & E60	5	*5.2	5.3	5.3	5.9	0.5 to 0.8	1.4
F55 & F60	6.3	*5.2	6.6	6.6	7.2	0.5 to 0.8	1.9
H63	8	6.3	8.3	8.3	9.0	0.5 to 0.8	2.3
HA0	8	10.0	8.3	8.3	9.0	0.7 to 1.1	3.1
JA0	10	10.0	10.3	10.3	11.0	0.7 to 1.1	4.5

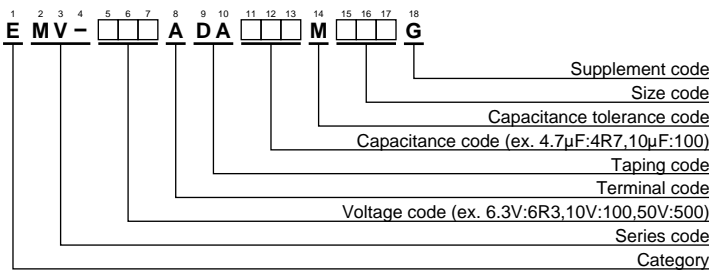
* : L=5.7 for D60, E60 and F60.

◆ MARKING

EX)6.3V100μF



◆ PART NUMBERING SYSTEM



Please refer to "Product code guide (surface mount type)"

◆STANDARD RATINGS

WV (Vdc)	Cap (μF)	Size code	tanδ	Rated ripple current (mA _{RMS} /85°C,120Hz)	Part No.	WV (Vdc)	Cap (μF)	Size code	tanδ	Rated ripple current (mA _{RMS} /85°C,120Hz)	Part No.	
4	33	D55	0.42	23	EMV-4R0ADA330MD55G	50	0.10	D55	0.10	1.3	EMV-500ADAR10MD55G	
	47	D55	0.42	27	EMV-4R0ADA470MD55G		0.22	D55	0.10	2.9	EMV-500ADAR22MD55G	
	100	E55	0.42	46	EMV-4R0ADA101ME55G		0.33	D55	0.10	3.5	EMV-500ADAR33MD55G	
	220	F55	0.42	74	EMV-4R0ADA221MF55G		0.47	D55	0.10	4.2	EMV-500ADAR47MD55G	
6.3	22	D55	0.24	23	EMV-6R3ADA220MD55G		1.0	D55	0.10	6.2	EMV-500ADA1R0MD55G	
	47	E55	0.24	38	EMV-6R3ADA470ME55G		2.2	D55	0.10	10	EMV-500ADA2R2MD55G	
	100	F55	0.24	60	EMV-6R3ADA101MF55G		3.3	D55	0.10	14	EMV-500ADA3R3MD55G	
	330	H63	0.40	190	EMV-6R3ADA331MH63G		4.7	E55	0.10	19	EMV-500ADA4R7ME55G	
	470	HA0	0.40	265	EMV-6R3ADA471MHA0G		10	F55	0.10	29	EMV-500ADA100MF55G	
10	1,000	JA0	0.40	400	EMV-6R3ADA102MJA0G		(22)	(F60)	(0.10)	(45)	EMV-500ADA220MF60G	
	33	E55	0.20	35	EMV-100ADA330ME55G		33	H63	0.12	95	EMV-500ADA330MH63G	
	(100)	(F60)	(0.20)	(70)	EMV-100ADA101MF60G		47	HA0	0.12	140	EMV-500ADA470MHA0G	
	220	H63	0.30	175	EMV-100ADA221MH63G		100	JA0	0.12	195	EMV-500ADA101MJA0G	
16	10	D55	0.16	17	EMV-160ADA100MD55G		63	0.10	D55	0.12	1.3	EMV-630ADAR10MD55G
	22	E55	0.16	32	EMV-160ADA220ME55G			0.22	D55	0.12	2.9	EMV-630ADAR22MD55G
	47	F55	0.16	50	EMV-160ADA470MF55G			0.33	D55	0.12	3.5	EMV-630ADAR33MD55G
	220	HA0	0.26	215	EMV-160ADA221MHA0G	0.47		D55	0.12	4.2	EMV-630ADAR47MD55G	
	330	HA0	0.26	270	EMV-160ADA331MHA0G	1.0		D60	0.12	7.0	EMV-630ADA1R0MD60G	
25	470	JA0	0.26	330	EMV-160ADA471MJA0G	2.2		D60	0.12	10	EMV-630ADA2R2MD60G	
	33	F55	0.14	45	EMV-250ADA330MF55G	3.3		E60	0.12	13	EMV-630ADA3R3ME60G	
	(47)	(F60)	(0.14)	(65)	EMV-250ADA470MF60G	(4.7)		(F60)	(0.12)	(18.5)	EMV-630ADA4R7MF60G	
	100	H63	0.16	145	EMV-250ADA101MH63G	10		HA0	0.12	46	EMV-630ADA100MHA0G	
35	330	JA0	0.16	305	EMV-250ADA331MJA0G	22		HA0	0.12	69	EMV-630ADA220MHA0G	
	4.7	D55	0.12	15	EMV-350ADA4R7MD55G	33		HA0	0.12	85	EMV-630ADA330MHA0G	
	10	E55	0.12	25	EMV-350ADA100ME55G	47		HA0	0.12	101	EMV-630ADA470MHA0G	
	22	F55	0.12	40	EMV-350ADA220MF55G							
	(33)	(F60)	(0.12)	(55)	EMV-350ADA330MF60G							
	47	H63	0.14	105	EMV-350ADA470MH63G							
	100	HA0	0.14	175	EMV-350ADA101MHA0G							
	220	JA0	0.14	265	EMV-350ADA221MJA0G							

(): Second standard