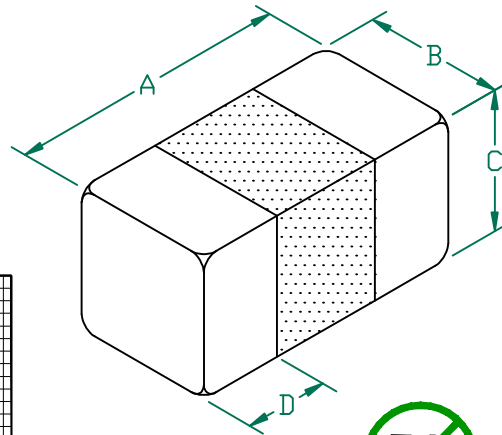


HZ0402A601R-10

UNCONTROLLED DOCUMENT

PHYSICAL DIMENSIONS:

A	1.01 [.040]	+ .18 [.007]
B	0.50 [.020]	+ .20 [.008]
C	0.50 [.020]	+ .20 [.008]
D	0.30 [.012]	MAX.



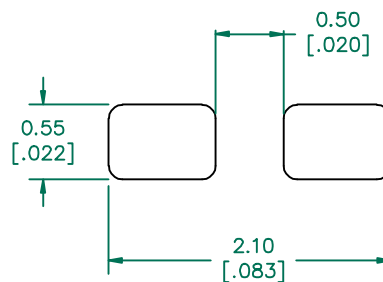
ELECTRICAL CHARACTERISTICS:

Z @ 100MHz (Ω)	DCR (Ω)	Rated Current
Nominal	600	
Minimum	450	
Maximum	750	100 mA

NOTES: UNLESS OTHERWISE SPECIFIED

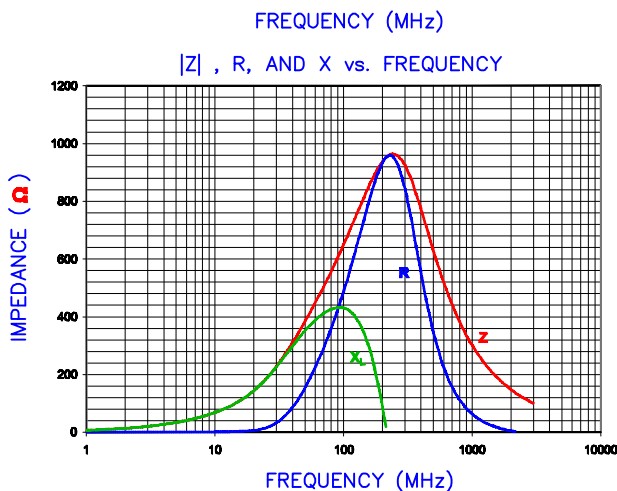
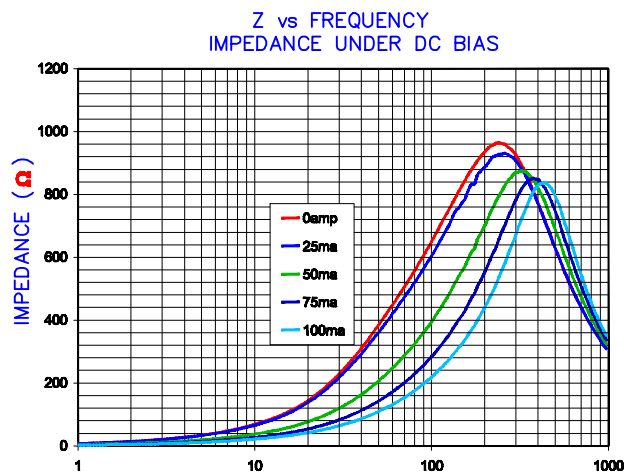
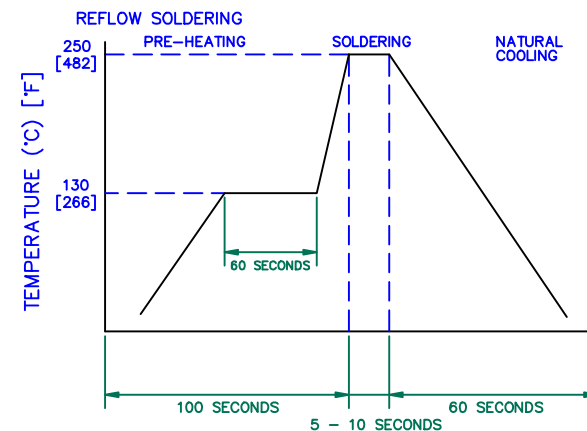
1. TAPED AND REELED per CURRENT EIA SPECIFICATIONS 7" REELS, 10,000 PCS/REEL, PAPER TAPE.
2. TERMINATION FINISH IS 100% TIN.
3. COMPONENTS SHOULD BE ADEQUATELY PREHEATED BEFORE SOLDERING.

LAND PATTERNS FOR REFLOW SOLDERING



(For wave soldering, add 0.763 (.030 to this dimension.)

RECOMMENDED SOLDERING CONDITIONS



Z **R** **X_L**



DIMENSIONS ARE IN mm [INCHES].				This print is the property of Laird Tech. and is loaned in confidence subject to return upon request and with the understanding that no copies shall be made without the written consent of Laird Tech. All rights to design or invention are reserved.			
C UPDATE COMPANY LOGO 02/15/08 JRK				PROJECT/PART NUMBER: HZ0402A601R-10			
B CHANGE REEL QTY FROM 4000, ADD PAPER TAPE TO NOTE #1, ADD ROHS SYMBOL 11/13/07 JRK				REV C		PART TYPE: CO-FIRE	
A ORIGINAL DRAFT 04/03/04 TMB				DATE: 04/03/04		SCALE: NTS	
REV DESCRIPTION DATE INT				CAD # HZ0402A601R-10-C		SHEET: 2 of 2	

