

STAR-D. (WYE-D.) COMB. W AS-I AC3:37KW/400V  
24V DC SIZE S2, SCREW CONNECTION ELECTR.  
AND MECH. INTERLOCK 3NO+3NC INTEGR.,



Figure similar

product brand name	SIRIUS
Product designation	star-delta (wye-delta) contactor assembly 3RA24
<b>Manufacturer article number</b>	
<ul style="list-style-type: none"> <li>• 1 of the supplied contactor</li> <li>• 2 of the supplied contactor</li> <li>• 3 of the supplied contactor</li> <li>• of the supplied RS assembly kit</li> <li>• of the supplied function module for wye-delta circuits</li> </ul>	<a href="#">3RT2035-1NB30-0CC0</a> <a href="#">3RT2035-1NB30</a> <a href="#">3RT2027-1NB30</a> <a href="#">3RA2934-2BB1</a> <a href="#">3RA2712-1CA00</a>

### General technical data:

<b>Insulation voltage</b>		
<ul style="list-style-type: none"> <li>• with degree of pollution 3 Rated value</li> </ul>	V	690
<b>Degree of pollution</b>		3
<b>Surge voltage resistance Rated value</b>	kV	6
<b>Mechanical service life (switching cycles)</b>		
<ul style="list-style-type: none"> <li>• of the contactor typical</li> <li>• of the contactor with added auxiliary switch block typical</li> </ul>		10 000 000 10 000 000
<b>Protection class IP</b>		
<ul style="list-style-type: none"> <li>• on the front</li> </ul>		IP20
<b>Equipment marking</b>		
<ul style="list-style-type: none"> <li>• acc. to DIN EN 81346-2</li> </ul>		Q

### Main circuit:

<b>Number of poles for main current circuit</b>		3
<b>Number of NC contacts for main contacts</b>		0

<b>Number of NO contacts for main contacts</b>		3
<b>Operating voltage</b>		
• at AC-3 Rated value maximum	V	690
<b>Operating current</b>		
• at AC-1		
— at 400 V at ambient temperature 40 °C Rated value	A	60
— at 400 V at ambient temperature 60 °C Rated value	A	55
• at AC-2 at 400 V Rated value	A	80
• at AC-3		
— at 400 V Rated value	A	80
<b>Operating power</b>		
• at AC-2 at 400 V Rated value	kW	37
• at AC-4 at 400 V Rated value	kW	40
<b>Operating power</b>		
• at AC-3		
— at 400 V Rated value	kW	37
<b>Operating frequency</b>		
• at AC-3 maximum	1/h	1 000
<b>No-load switching frequency</b>	1/h	1 500

#### Control circuit/ Control:

<b>Type of voltage of the control supply voltage</b>		AC/DC
<b>Control supply voltage 1 with AC</b>		
• at 50 Hz	V	20 ... 33
• at 60 Hz	V	20 ... 33
<b>Control supply voltage 1</b>		
• for DC	V	20 ... 33
<b>Operating range factor control supply voltage rated value of the magnet coil with AC</b>		
• at 50 Hz		0.8 ... 1.1
• at 60 Hz		0.8 ... 1.1
<b>Operating range factor control supply voltage rated value of the magnet coil for DC</b>		0.8 ... 1.1
<b>Closing power of the magnet coil for DC</b>	W	23
<b>Holding power of the magnet coil for DC</b>	W	1

#### Auxiliary circuit:

<b>Number of NC contacts</b>		
• for auxiliary contacts		
— instantaneous contact		3
— lagging switching		0
<b>Number of NO contacts</b>		

<ul style="list-style-type: none"> <li>• for auxiliary contacts <ul style="list-style-type: none"> <li>— instantaneous contact</li> <li>— leading contact</li> </ul> </li> </ul>		3
		0
<b>Product expansion Auxiliary switch</b>		No
<b>Operating current of the auxiliary contacts at AC-12 maximum</b>	A	10
<b>Operating current of the auxiliary contacts at AC-15</b>		
<ul style="list-style-type: none"> <li>• at 230 V</li> <li>• at 400 V</li> </ul>	A	6
	A	3
<b>Operating current of the auxiliary contacts at DC-13</b>		
<ul style="list-style-type: none"> <li>• at 24 V</li> <li>• at 60 V</li> <li>• at 110 V</li> <li>• at 220 V</li> </ul>	A	10
	A	2
	A	1
	A	0.3
<b>Contact reliability of the auxiliary contacts</b>		< 1 error per 100 million operating cycles

#### UL/CSA ratings:

<b>Contact rating of the auxiliary contacts acc. to UL</b>		A600 / Q600
--	--	-------------

#### Short-circuit:

<b>Design of the fuse link</b>		
<ul style="list-style-type: none"> <li>• for short-circuit protection of the main circuit <ul style="list-style-type: none"> <li>— with type of assignment 1 required</li> <li>— with type of assignment 2 required</li> </ul> </li> <li>• for short-circuit protection of the auxiliary switch required</li> </ul>		gL/gG NH 3NA, DIAZED 5SB, NEOZED 5SE: 200 A gL/gG NH 3NA, DIAZED 5SB, NEOZED 5SE: 80 A fuse gL/gG: 10 A

#### Installation/ mounting/ dimensions:

<b>mounting position</b>		+/-180° rotation possible on vertical mounting surface; can be tilted forward and backward by +/- 22.5° on vertical mounting surface
<b>Mounting type</b>		screw fixing
<b>Height</b>	mm	142
<b>Width</b>	mm	177.5
<b>Depth</b>	mm	223
<b>Required spacing</b>		
<ul style="list-style-type: none"> <li>• with side-by-side mounting <ul style="list-style-type: none"> <li>— forwards</li> <li>— Backwards</li> <li>— upwards</li> <li>— downwards</li> <li>— at the side</li> </ul> </li> <li>• for grounded parts <ul style="list-style-type: none"> <li>— forwards</li> </ul> </li> </ul>	mm	10
	mm	0
	mm	10
	mm	10
	mm	10
	mm	10
	mm	10

— Backwards	mm	0
— upwards	mm	10
— at the side	mm	10
— downwards	mm	10
• for live parts		
— forwards	mm	10
— Backwards	mm	0
— upwards	mm	10
— downwards	mm	10
— at the side	mm	10

#### Connections/ Terminals:

<b>Type of electrical connection</b>		
• for main current circuit		screw-type terminals
• for auxiliary and control current circuit		screw-type terminals
<b>Type of connectable conductor cross-section</b>		
• for main contacts		
— single or multi-stranded		2x (1 ... 35 mm <sup>2</sup> ), 1x (1 ... 50 mm <sup>2</sup> )
— finely stranded with core end processing		2x (1 ... 25 mm <sup>2</sup> ), 1x (1 ... 35 mm <sup>2</sup> )
• for AWG conductors for main contacts		2x (18 ... 2), 1x (18 ... 1)
• for auxiliary contacts		
— single or multi-stranded		2x (0,5 ... 1,5 mm <sup>2</sup> ), 2x (0,75 ... 2,5 mm <sup>2</sup> )
— finely stranded with core end processing		2x (0.5 ... 1.5 mm <sup>2</sup> ), 2x (0.75 ... 2.5 mm <sup>2</sup> )
• for AWG conductors for auxiliary contacts		2x (20 ... 16), 2x (18 ... 14)
<b>Apparent pick-up power of the magnet coil with AC</b>		
• at 50 Hz	V·A	40
• at 60 Hz	V·A	40

#### Safety related data:

<b>B10 value with high demand rate acc. to SN 31920</b>		1 000 000
<b>Proportion of dangerous failures</b>		
• with low demand rate acc. to SN 31920	%	40
• with high demand rate acc. to SN 31920	%	73
<b>Failure rate [FIT] with low demand rate acc. to SN 31920</b>	FIT	100
<b>T1 value for proof test interval or service life acc. to IEC 61508</b>	y	20
<b>Protection against electrical shock</b>		finger-safe when touched vertically from front acc. to IEC 60529

#### Mechanical data:

<b>Size of contactor</b>		S2
--------------------------	--	----

#### Communication/ Protocol:

<b>Product function Bus communication</b>		Yes
---	--	-----

<b>Protocol is supported</b>		Yes
<ul style="list-style-type: none"> <li>AS-interface protocol</li> </ul>		
<b>Product function Control circuit interface with IO link</b>		No

#### Ambient conditions:

<b>Installation altitude at height above sea level maximum</b>	m	2 000
<b>Ambient temperature</b>		
<ul style="list-style-type: none"> <li>during operation</li> </ul>	°C	-25 ... +60
<ul style="list-style-type: none"> <li>during storage</li> </ul>	°C	-55 ... +80

#### Certificates/ approvals:

General Product Approval	Declaration of Conformity	other
--------------------------	---------------------------	-------



EG-Konf.

[Environmental Confirmations](#)

#### Further information

##### Information- and Downloadcenter (Catalogs, Brochures,...)

<http://www.siemens.com/industrial-controls/catalogs>

##### Industry Mall (Online ordering system)

<http://www.siemens.com/industrymall>

##### Cax online generator

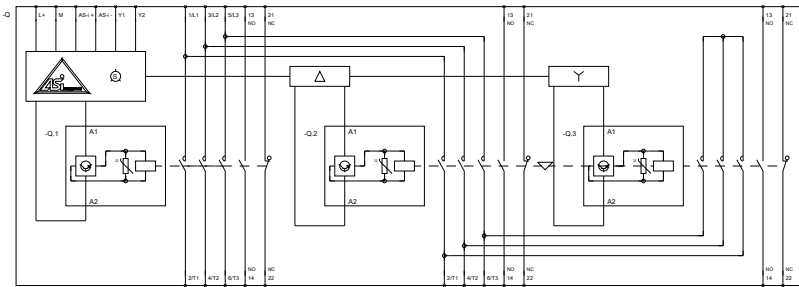
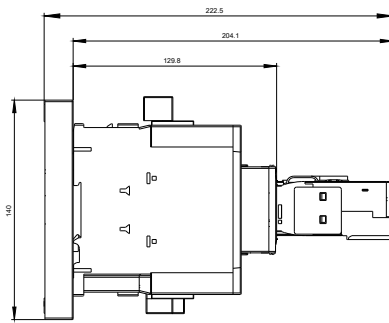
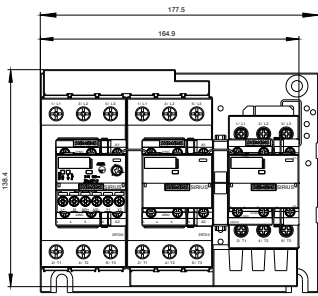
<http://support.automation.siemens.com/WW/CAXorder/default.aspx?lang=en&mfb=3RA24358XH321NB3>

##### Service&Support (Manuals, Certificates, Characteristics, FAQs,...)

<http://support.automation.siemens.com/WW/view/en/3RA24358XH321NB3/all>

##### Image database (product images, 2D dimension drawings, 3D models, device circuit diagrams, EPLAN macros, ...)

[http://www.automation.siemens.com/bilddb/cax\\_de.aspx?mfb=3RA24358XH321NB3&lang=en](http://www.automation.siemens.com/bilddb/cax_de.aspx?mfb=3RA24358XH321NB3&lang=en)



last modified:

11.03.2015