

FUNCTION MODULE FOR AS-I, REVERSING START, SCREW CONNECTION, MOUNTED ON CONTACTORS 3RT2 S0 COMM. CAPABLE CONTACTOR REQUIRED



General technical data:		
product brand name		Sirius
Product designation		set reversing starter AS-i screw terminal
Design of the product		reversing starter function
Size of contactor can be combined company-specific		S00, S0
Protection class IP on the front		IP20
Degree of pollution		3
Insulation voltage with degree of pollution 3 Rated value	V	690
Installation altitude at height above sea level maximum	m	2 000
Ambient temperature		
• during storage	°C	-40 ... +80
• during operation	°C	-25 ... +60
• during transport	°C	-40 ... +80
EMI immunity acc. to IEC 60947-1		ambience A (industrial sector)
EMC emitted interference acc. to IEC 60947-1		CISPR11, ambience A (industrial sector)
Conducted interference due to burst acc. to IEC 61000-4-4		2 kV network connection / 1 kV control connection
Conducted interference due to conductor-earth surge acc. to IEC 61000-4-5		1 kV
Conducted interference due to conductor-conductor surge acc. to IEC 61000-4-5		0.5 kV
Electrostatic discharge acc. to IEC 61000-4-2		8 kV
Field-bound parasitic coupling acc. to IEC 61000-4-3		10 V/m
Shock resistance		11g / 15 ms

Vibration resistance		10 ... 55 Hz / 0.35 mm
Equipment marking acc. to DIN 40719 extended according to IEC 204-2 acc. to IEC 750		K
Equipment marking acc. to DIN EN 61346-2		K
Suitability for use		
• direct starter		No
• star-delta starter		No
• reversing starter		Yes

Communication/ Protocol:

Product function		
• Bus communication		Yes
• Control circuit interface with AS interface		Yes

Control circuit/ Control:

Design of the surge suppressor		suppressor diode
Type of voltage of the control supply voltage		DC
Control supply voltage 1 for DC Rated value	V	24

Installation/ mounting/ dimensions:





mounting position		any
Mounting type		can be plugged into contactor
Width	mm	45
Height	mm	37
Depth	mm	75

Connections/ Terminals:



Product function removable terminal for auxiliary and control circuit		Yes
Type of electrical connection for auxiliary and control current circuit		screw-type terminals
Type of connectable conductor cross-section		
• for auxiliary contacts		
— solid		0.5 ... 4 mm ² , 2x (0.5 ... 2.5 mm ²)
— finely stranded		
— with core end processing		1x (0.5 ... 2.5 mm ²), 2x (0.5 ... 1.5 mm ²)
• for AWG conductors for auxiliary contacts		2x (20 ... 14)

Certificates/ approvals:

Certificate of suitability		CE / UL / CSA
----------------------------	--	---------------

General Product Approval			Test Certificates		Shipping Approval
 CSA	 UL		Special Test Certificate	Type Test Certificates/Test Report	 ABS

Shipping Approval					
 BUREAU VERITAS	 DNV	 GL	 LRS	 PRS	 RINA

Shipping Approval	other				
 RMRS	 ASi	Declaration of Conformity	Environmental Confirmations	Confirmation	other

Further information

Information- and Downloadcenter (Catalogs, Brochures,...)

<http://www.siemens.com/industrial-controls/catalogs>

Industry Mall (Online ordering system)

<http://www.siemens.com/industrymall>

Cax online generator

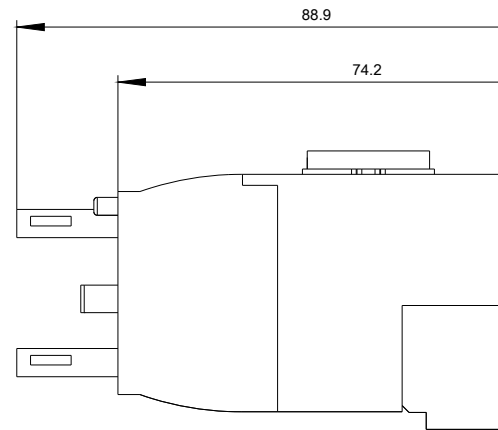
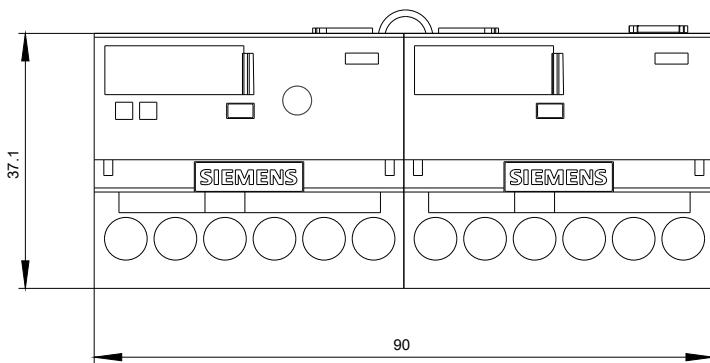
<http://support.automation.siemens.com/WW/CAXorder/default.aspx?lang=en&mlfb=3RA27121BA00>

Service&Support (Manuals, Certificates, Characteristics, FAQs,...)

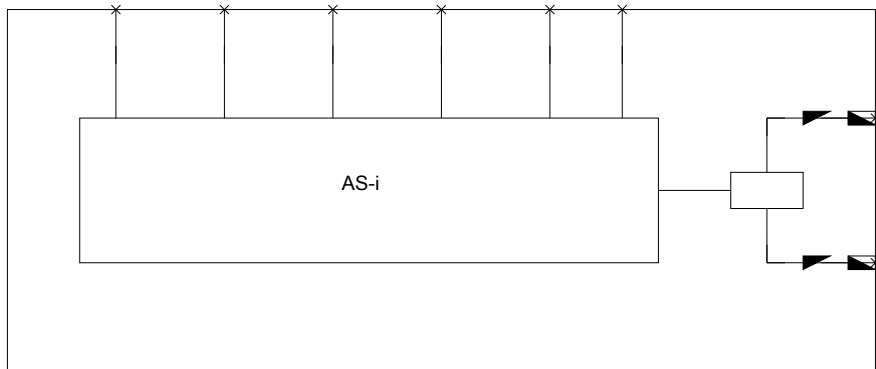
<http://support.automation.siemens.com/WW/view/en/3RA27121BA00/all>

Image database (product images, 2D dimension drawings, 3D models, device circuit diagrams, EPLAN macros, ...)

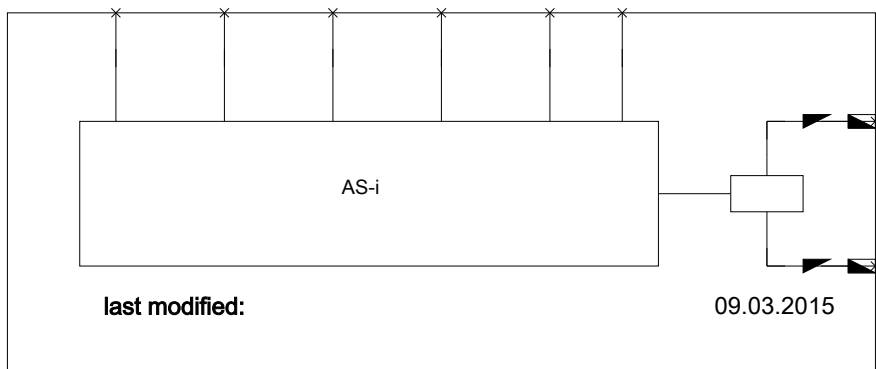
<http://www.automation.siemens.com/bilddb/index.aspx?attID9=3RA27121BA00&lang=en>



FUNK
DIREK
AUFB
KOMM
NOTV



FUNK
DIREK
AUFB
KOMM
REQV



FUNK
DIREK
MOUN
COMM
REQU