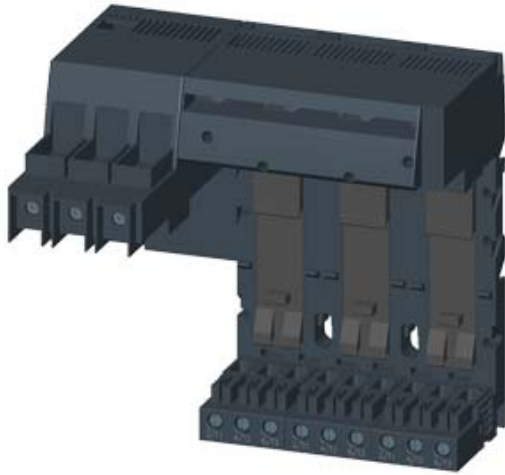


INFEED ON THE LEFT CONNECTION MAIN CIRCUIT:
SCREW TERMINAL, 3 SLOTS FOR COMPACT LOAD
FEEDERS TERMINAL MAX. 50 MM² / 70 MM²



General technical data:

product brand name		SIRIUS
Product designation		infeed left
Protection class IP		IP20
Degree of pollution		3
Number of slots for compact feeder		3
Installation altitude at height above sea level maximum	m	2 000
Ambient temperature		
• during transport	°C	-55 ... +80
• during storage	°C	-55 ... +80
• during operation	°C	-20 ... +60
Vibration resistance		f = 4 to 5.8 Hz; d = 15 mm; f = 5.8 to 500 Hz; a = 2 m / s ² 10 cycles
Shock resistance		Semi-sinusoidal a = 6 m/s ² at 10 ms; 3 pos. and 3 neg. Shock in all axes
Equipment marking acc. to DIN EN 61346-2		W
Equipment marking acc. to DIN 40719 extended according to IEC 204-2 acc. to IEC 750		W

Main circuit:

Operating current with AC at 400 V Rated value	A	100
Operating voltage at AC-3 Rated value maximum	V	690

Installation/ mounting/ dimensions:

Mounting type		screw and snap-on mounting
Width	mm	205

Height	mm	197
Depth	mm	155
Connections/ Terminals:		
Type of electrical connection for main current circuit		screw-type terminals
Design of screw-type connection for main contacts		M3
Wire stripping length for main contacts	mm	17
Tightening torque for main contacts with screw-type terminals	N·m	6 ... 8
Connectable conductor cross-section for supply for main contacts using the upper clamping point		
• solid	mm ²	2.5 ... 70
• stranded	mm ²	2.5 ... 70
• finely stranded with core end processing	mm ²	2.5 ... 35
• finely stranded without core end processing	mm ²	4 ... 50
Connectable conductor cross-section for supply for main contacts using the lower clamping point		
• solid	mm ²	2.5 ... 70
• stranded	mm ²	2.5 ... 70
• finely stranded with core end processing	mm ²	2.5 ... 50
• finely stranded without core end processing	mm ²	10 ... 50
Connectable conductor cross-section for supply for main contacts using both clamping points		
• solid	mm ²	2 ... 50
• stranded	mm ²	2 ... 50
• finely stranded with core end processing	mm ²	2 ... 35
• finely stranded without core end processing	mm ²	2 ... 35
AWG number as coded connectable conductor cross section for supply for main contacts		
• using the upper clamping point		10 ... 0
• using the lower clamping point		10 ... 0
• using both clamping points		10 ... 0
Type of connectable conductor cross-section for supply for main contacts using the upper clamping point		
• solid		2.5 ... 70 mm ²
• stranded		2.5 ... 70 mm ²
• finely stranded with core end processing		2.5 ... 35 mm ²
• finely stranded without core end processing		4 ... 50 mm ²
Type of connectable conductor cross-section for supply for main contacts using the lower clamping point		
• solid		2.5 ... 70 mm ²
• stranded		2.5 ... 70 mm ²

<ul style="list-style-type: none"> • finely stranded with core end processing • finely stranded without core end processing 		2.5 ... 50 mm ² 10 ... 50 mm ²
Type of connectable conductor cross-section for supply for main contacts using both clamping points <ul style="list-style-type: none"> • solid • stranded • finely stranded with core end processing • finely stranded without core end processing 		2 x (2.5 ... 50 mm ²) 2 x (2.5 ... 50 mm ²) 2 x (2.5 ... 35 mm ²) 2 x (4 ... 35 mm ²)
Type of connectable conductor cross-section for AWG conductors for supply for main contacts <ul style="list-style-type: none"> • using the upper clamping point • using the lower clamping point • using both clamping points 		10 ... 2/0 10 ... 2/0 2 x (10 ... 1/0)
Connectable conductor cross-section for main contacts for load-side outgoing feeder <ul style="list-style-type: none"> • solid • stranded • finely stranded with core end processing 	mm ² mm ² mm ²	1.5 ... 10 1.5 ... 10 1.5 ... 6
AWG number as coded connectable conductor cross section for main contacts for load-side outgoing feeder		14 ... 8
Type of connectable conductor cross-section for main contacts for load-side outgoing feeder <ul style="list-style-type: none"> • solid • stranded • finely stranded with core end processing 		2x (1.5 ... 6 mm ²), 1x (1.5 ... 10 mm ²) 2x (1.5 ... 6 mm ²), 1x (1.5 ... 10 mm ²) 2 x (1.5 ... 6) mm ²
Type of connectable conductor cross-section for AWG conductors for main contacts for load-side outgoing feeder		2 x (16 ... 10), 1 x (16 ... 8)

Certificates/ approvals:

General Product Approval	EMC	Shipping Approval
--------------------------	-----	-------------------



Shipping Approval	other
-------------------	-------



[Declaration of Conformity](#)

[Environmental Confirmations](#)

other

[other](#)

Safety related data:

Protection against electrical shock	finger-safe
-------------------------------------	-------------

Further information

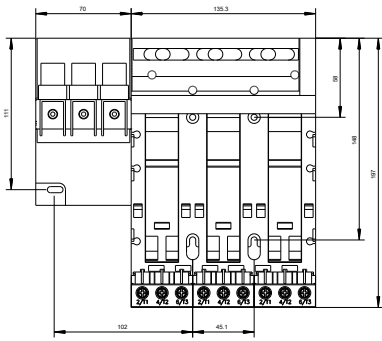
Information- and Downloadcenter (Catalogs, Brochures,...)
<http://www.siemens.com/industrial-controls/catalogs>

Industry Mall (Online ordering system)
<http://www.siemens.com/industrymall>

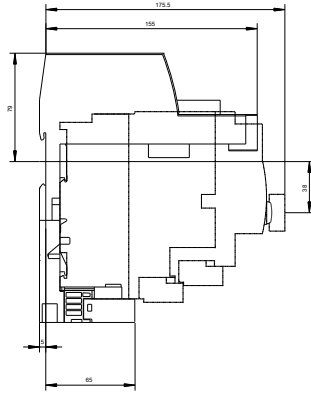
Cax online generator
<http://support.automation.siemens.com/WW/CAXorder/default.aspx?lang=en&mlfb=3RA68138AB>

Service&Support (Manuals, Certificates, Characteristics, FAQs,...)
<http://support.automation.siemens.com/WW/view/en/3RA68138AB/all>

Image database (product images, 2D dimension drawings, 3D models, device circuit diagrams, EPLAN macros, ...)
<http://www.automation.siemens.com/bilddb/index.aspx?attID9=3RA68138AB&lang=en>



last modified:



09.03.2015