

CIRCUIT BREAKER 3VA5 UL FRAME 125 BREAKING CAPACITY CLASS M 35KA @ 480Y/277V 3-POLE, LINE PROTECTION TM230, FTAM, IN=125A OVERLOAD PROTECTION IR=125A FIXED SHORT CIRCUIT PROTECTION II=5...10 X IN UL489 SB (NAVAL), 50 DEG CEL. W/O CONNECTION



Model	
Product brand name	SENTRON
Product designation	Molded-case circuit breaker
Design of the product	System protection
Design of the load switch / acc. to UL 489 / Heating, Air Conditioning, and Refrigeration circuit breaker (HACR Type)	Yes
Design of the overcurrent release	TM230
Protective function of the overcurrent release	LI
Number of poles	3

General technical data	
Active power loss / for rated value of the current / at AC / in hot operating state / per device	30 W
Active power loss / for rated value of the current / at AC / in hot operating state / per pole	10 W
Mechanical service life (switching cycles) / typical	15 000
Electrical endurance (switching cycles) / at 480 V / at 50/60 Hz	8 000
Electrical endurance (switching cycles) / at 600 V / at 50/60 Hz	4 000

Neutral conductors / upgradeable/retrofitable	No
Ground fault monitoring version	Without
Product function	
• communication function	No
• other measurement function	No

### Electricity

Marking / acc. to UL 489 / 100%-rated breaker	No
Max. rated operational voltage of the size of the circuit-breaker	125 A
Courant permanent assigné lu	125 A
Operating current	
• at 40 °C	125 A
• at 45 °C	125 A
• at 50 °C	125 A
• at 55 °C	120.6726 A
• at 60 °C	117.94 A
• at 65 °C	115.3278 A
• at 70 °C	112.83 A

### Switching capacity according to IEC 60947

Switching capacity class of the circuit breaker	M
---	---

### Switching capacity according to UL 489

Breaking capacity current	
• at 240 V	85 kA
• at 480 Y/277 V	35 kA
• at 600 Y/347 V	14 kA

### Adjustable parameters

Adjustable response value current / I <sub>g</sub> min.	125 A
Adjustable response value current / I <sub>g</sub> min.	125 A
Adjustable response value current / I <sub>i</sub> min.	625 A
Adjustable response value current / I <sub>i</sub> max.	1 250 A
Ground fault protection / tripping switchable / I <sub>2t</sub> =ON/OFF	No

### Mechanical Design

Height [in]	5.5 in
Height	140 mm
Width [in]	3 in
Width	76.2 mm
Depth [in]	3 in
Depth	76.5 mm

### Connections

Arrangement of electrical connectors / for main current circuit	Without connection
Type of electrical connection / for main current circuit	Without

#### Auxiliary circuit

Number of CO contacts / for auxiliary contacts	0
--	---

#### Accessories






Product extension / optional / motor drive	Yes
--	-----

#### Environmental conditions

Protection class IP / on the front	IP40
Ambient temperature	
<ul style="list-style-type: none"> <li>during operation / minimum</li> <li>during storage / minimum</li> <li>during storage / maximum</li> </ul>	<ul style="list-style-type: none"> <li>-25 °C</li> <li>-40 °C</li> <li>80 °C</li> </ul>

#### Certificates

Equipment marking / acc. to DIN EN 81346-2	Q
Certificate of suitability / as approval for NAVAL (no combat vessels) / Supplement SB	Yes

General Product Approval	EMC	Declaration of Conformity	Shipping Approval	other
 UL	 EAC	 RCM	 EG-Konf.	 ABS
				<a href="#">Miscellaneous</a>

#### Further information

##### Information- and Downloadcenter (Catalogs, Brochures,...)

<http://www.siemens.com/lowvoltage/catalogs>

##### Industry Mall (Online ordering system)

<https://mall.industry.siemens.com/mall/en/en/Catalog/product?mlfb=3VA5112-5EC31-1AA0>

##### Service&Support (Manuals, Certificates, Characteristics, FAQs,...)

<https://support.industry.siemens.com/cs/ww/en/ps/3VA5112-5EC31-1AA0>

##### Image database (product images, 2D dimension drawings, 3D models, device circuit diagrams, ...)

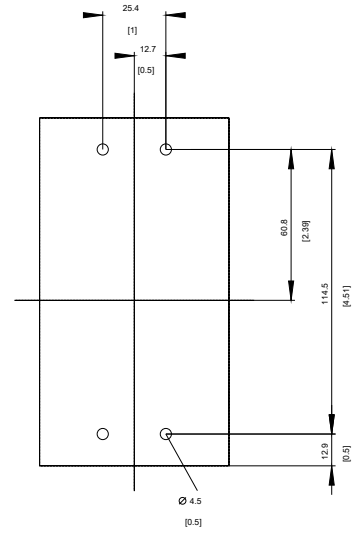
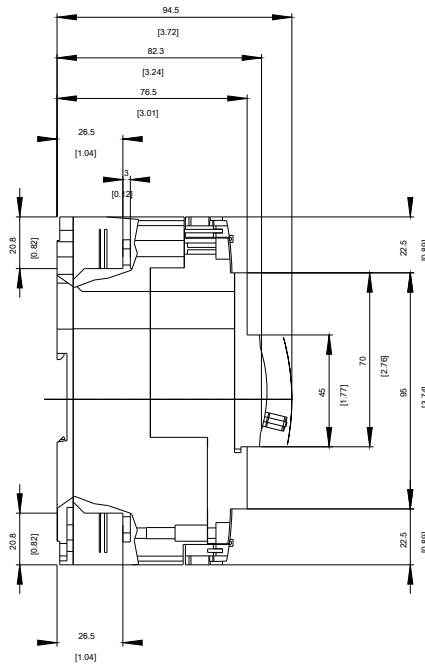
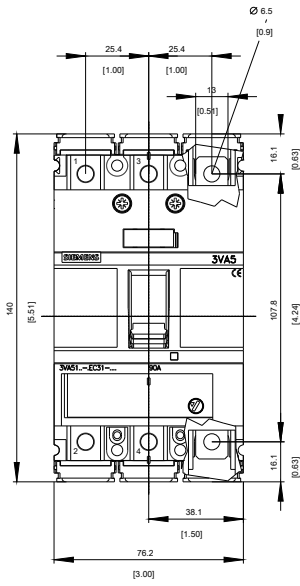
[http://www.automation.siemens.com/bilddb/cax\\_en.aspx?mlfb=3VA5112-5EC31-1AA0](http://www.automation.siemens.com/bilddb/cax_en.aspx?mlfb=3VA5112-5EC31-1AA0)

##### CAX-Online-Generator

<http://www.siemens.com/cax>

##### Tender specifications

<http://www.siemens.com/specifications>



**-Q**



-CB

# SIEMENS



**last modified:**

08/20/2017