

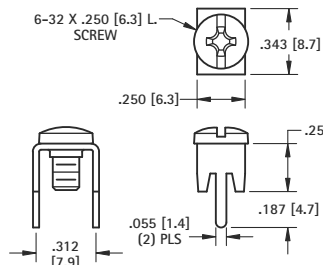
PC SCREW TERMINALS

LOW PROFILE VERTICAL TYPE



7778-7

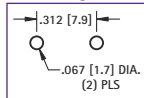
- Color coded screws available (add color screw suffix to Cat. No.)



SPECIFICATIONS

Rated: 15 Amps
Terminal: .032 (.81) Brass, Matte Tin Plate
Binding Head Screw: Brass, Nickel Plate

Mounting Detail



CAT. NO. 7784 (No Screw Supplied)

CAT. NO. 8198 (Screw Supplied Unassembled)

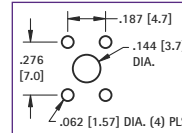
CAT. NO. 7778 (Screw Installed & Captivated)



7775-2

- Color coded screws available (add color screw suffix to Cat. No.)

Mounting Detail



CAT. NO. 7785 (No Screw Supplied)

CAT. NO. 8195 (Screw Supplied Unassembled)

CAT. NO. 7775 (Screw Installed & Captivated)

VERTICAL TYPE

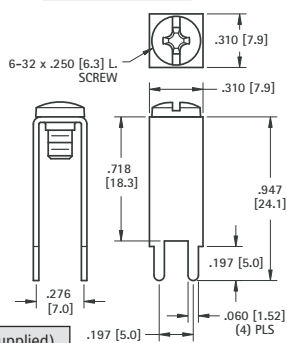
EXTENDED



7699-6

PC MOUNT

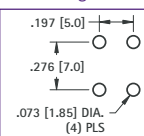
- Color coded screws available (add color screw suffix to Cat. No.)



SPECIFICATIONS

Rated: 15 Amps
Terminal: .032 (.81) Brass, Matte Tin Plate
Binding Head Screw: Brass, Nickel Plate

Mounting Detail



CAT. NO. 7789 (No Screw Supplied)

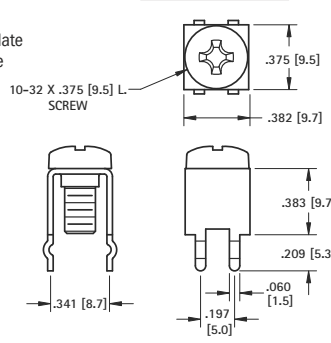
CAT. NO. 7697 (Screw Supplied Unassembled)

CAT. NO. 7699 (Screw Installed & Captivated)

HEAVY DUTY



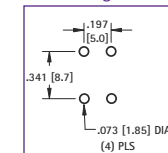
8174



CAT. NO. 7791 (No Screw Supplied)

CAT. NO. 8174 (Screw Supplied Unassembled)

Mounting Detail

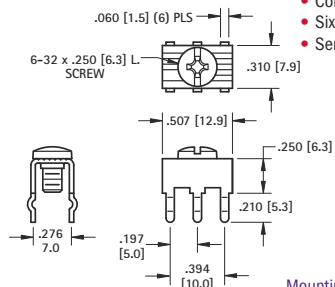


30 AMP - VERTICAL



8199-6

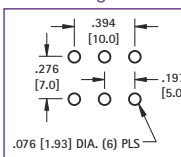
- Combination drive, binding head screw
- Color coded screws available (add color screw suffix to Cat. No.)



PRINCIPAL FEATURES

- Compact, heavy duty design
- Six snap-in legs for total stability
- Serrated top surface secures connection

Mounting Detail



SPECIFICATIONS

Rated: 30 Amps
Terminal: .032 (.81) Brass, Matte Tin Plate
Binding Head Screw: Brass, Nickel Plate

CAT. NO. 7786 (No Screw Supplied)

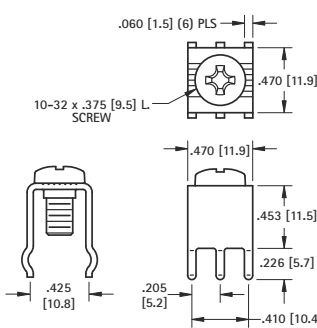
CAT. NO. 8197 (Screw Supplied Unassembled)

CAT. NO. 8199 (Screw Installed & Captivated)

HEAVY DUTY



8196



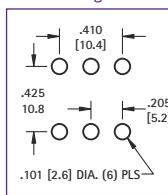
SPECIFICATIONS

Rated: 30 Amps
Terminal: .045 (1.14) Brass, Matte Tin Plate
Screw: Stainless Steel


CAT. NO. 7787 (No Screw Supplied)

CAT. NO. 8196 (Screw Supplied Unassembled)

Mounting Detail



COLOR CODED SCREW TERMINAL SELECTION GUIDE



Color Coded Screw Terminals provide:

- Quick identification
- Visibility for field service troubleshooting

SPECIFICATIONS

Combination Binding Head: Standard screw is Brass, Nickel Plate. For painted, color head, add suffix as shown.



COLOR SELECTION:
 Select desired screw terminal and add color suffix to the screw terminal Cat. No.

HEAD COLOR	SUFFIX
RED	-2
BLACK	-3
WHITE	-4
BLUE	-5
GREEN	-6
YELLOW	-7
NICKEL	none

CAT. NO. COLOR SUFFIX
 Ex: XXXX -X



Refer to page 133 for color screws only