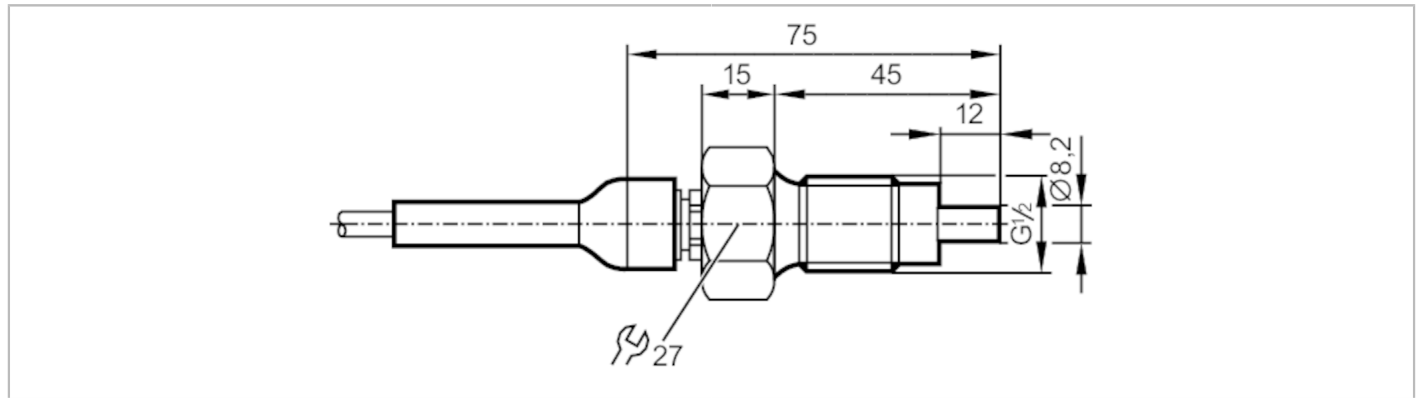


SF311A



Flow sensor for connection to an evaluation unit

SFR12ADB/1/2G /6M




Product characteristics	
Probe length L	[mm] 12
Process connection	G 1/2 external thread
Application	
Media	Liquids; Gases
Medium temperature	[°C] -20...60
Pressure rating	[bar] 300
Liquids	
Medium temperature	[°C] -20...60
Gases	
Medium temperature	[°C] -20...60
Electrical data	
Connection to control monitor	VS2000 Exi (PTB 01 ATEX 2075)
Measuring/setting range	
Probe length L	[mm] 12
Liquids	
Setting range	[cm/s] 3...300
Greatest sensitivity	[cm/s] 3...60
Gases	
Setting range	[cm/s] 200...2000
Greatest sensitivity	[cm/s] 200...800
Accuracy / deviations	
Temperature gradient	[K/min] 15
Response times	
Response time	[s] 1...10
Liquids	
Response time	[s] 1...10
Gases	
Response time	[s] 1...10

SF311A



Flow sensor for connection to an evaluation unit

SFR12ADB/1/2G /6M

Operating conditions	
Ambient temperature [°C]	-20...60
Storage temperature [°C]	-20...85
Protection	IP 67
Tests / approvals	
Approval	DMT 03 ATEX E 090 X; TIIS TC17434; IECEx BVS 11.0017 X
ATEX marking	 II 1/2G Ex ia IIC T4 Ga/Gb4
Shock resistance	DIN IEC 68-2-27 40 g (11 ms)
Vibration resistance	DIN IEC 68-2-6 10 g (55...2000 Hz)
MTTF [years]	8648
Safety classification	
Max. internal capacitance [nF]	1.2
Max. internal inductance [µH]	6
Temperature class	T4
Mechanical data	
Weight [g]	467
Housing	threaded type
Materials	stainless steel (1.4404 / 316L)
Materials (wetted parts)	stainless steel (1.4404 / 316L)
Process connection	G 1/2 external thread
Installation length EL [mm]	45
Remarks	
Remarks	In principle, the type test according to 94/9/EC (ATEX) only takes atmospheric conditions into account (0.8...1.1 bar). For pressures outside this range use must be assessed and approved by the user. Adhere to the operating instructions and the type test certificate.
Pack quantity	1 pcs.

SF311A



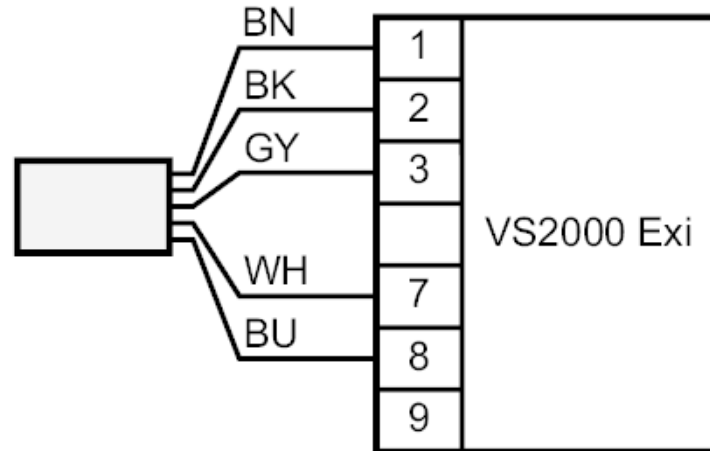
Flow sensor for connection to an evaluation unit

SFR12ADB/1/2G /6M

Electrical connection

Cable: 6 m, TPE-S; Maximum cable length: 100 m; 5 x 0.34 mm²

Connection



Core colours :

BN =	brown
BU =	blue
BK =	black
WH =	white
GY =	grey