

# Reflex Sensor with Background Suppression

## OHI102C0203

Part Number

InoxSens



- Hygienic design makes it easy to clean
- Made with food safe materials that are FDA approved
- Touch teach-in, external teach-in
- Waterproof (IP68/IP69K)

InoxSens is the hygiene series from wenglor. The innovative design of InoxSens sensors allows contamination and cleaning agents to flow off by themselves. A variety of components form a complete system which integrates seamlessly into the machine. The laser welded stainless steel housing made of V4A (1.4404/316L) is corrosion-free and resistant to cleaning agents. Gap-free mounting with InoxLock and the captive optics further contribute to these sensors' optimal suitability for cleaning-heavy environments. The InoxSens sensors are set up with the help of touch teach-in and is made possible by the hermetically sealed housing.



### Technical Data

Optical Data	
Range	100 mm
Adjustable Range	10...100 mm
Switching Hysteresis	< 5 %
Light Source	Red Light
Service Life (T = +25 °C)	100000 h
Max. Ambient Light	10000 Lux
Light Spot Diameter	see Table 1

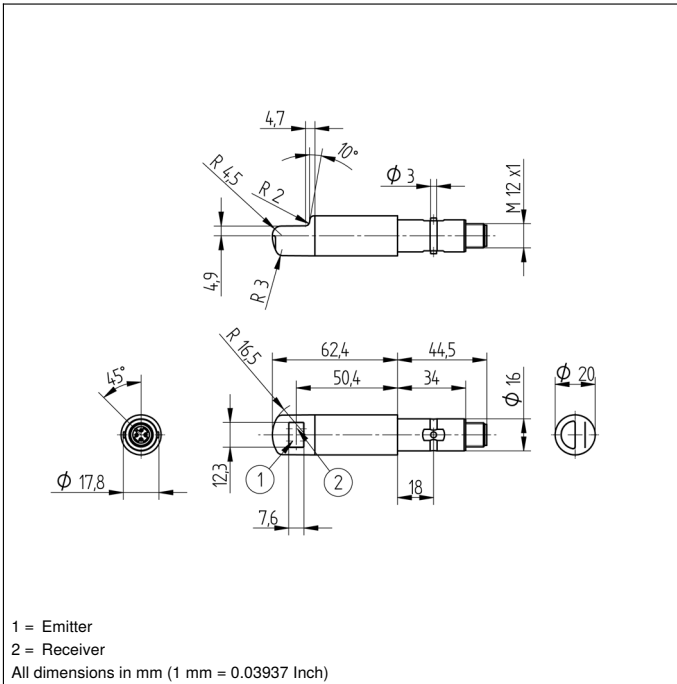
Electrical Data	
Supply Voltage	10...30 V
Current Consumption (U <sub>b</sub> = 24 V)	< 30 mA
Switching Frequency	600 Hz
Response Time	800 μs
Temperature Drift	< 10 %
Temperature Range	-25...60 °C
Switching Output Voltage Drop	< 2,5 V
PNP Switching Output/Switching Current	200 mA
Short Circuit Protection	yes
Reverse Polarity Protection	yes
Overload Protection	yes
Lockable	yes
Teach Mode	HT, VT
Protection Class	III

Mechanical Data	
Setting Method	Teach-In
Housing Material	Stainless Steel 316L
Degree of Protection	IP68/IP69K
Connection	M12 × 1; 4-pin
Optic Cover	Glass
Material Control Panel	PC (FDA)
Ecolab	yes

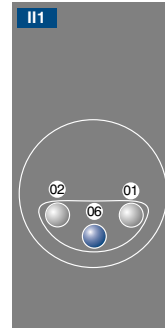
PNP NO/NC switchable	<input checked="" type="checkbox"/>
RS-232 with Adapterbox	<input checked="" type="checkbox"/>
Connection Diagram No.	152
Control Panel No.	111
Suitable Connection Equipment No.	2
Suitable Mounting Technology No.	140   490

### Complementary Products

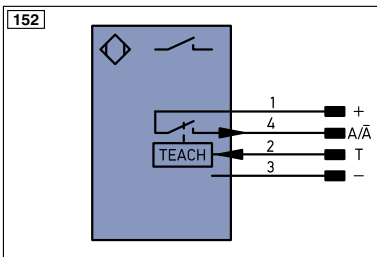
Adapterbox A232
PNP-NPN Converter BG2V1P-N-2M
Software



### Ctrl. Panel



01 = Switching Status Indicator  
 02 = Contamination Warning  
 06 = Teach Button



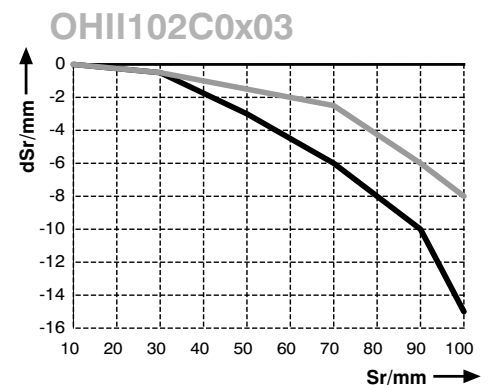
Legend			
+	Supply Voltage +	PT	Platinum measuring resistor
-	Supply Voltage 0 V	nc	not connected
~	Supply Voltage (AC Voltage)	U	Test Input
A	Switching Output (NO)	Ū	Test Input inverted
Ā	Switching Output (NC)	W	Trigger Input
V	Contamination/Error Output (NO)	W-	Ground for the Trigger Input
Ṽ	Contamination/Error Output (NC)	O	Analog Output
E	Input (analog or digital)	O-	Ground for the Analog Output
T	Teach Input	BZ	Block Discharge
Z	Time Delay (activation)	AMV	Valve Output
S	Shielding	a	Valve Control Output +
RxD	Interface Receive Path	b	Valve Control Output 0 V
TxD	Interface Send Path	SY	Synchronization
RDY	Ready	SY-	Ground for the Synchronization
GND	Ground	E+	Receiver-Line
CL	Clock	S+	Emitter-Line
E/A	Output/Input programmable	±	Grounding
	IO-Link	SnR	Switching Distance Reduction
PoE	Power over Ethernet	Rx+/-	Ethernet Receive Path
IN	Safety Input	Tx+/-	Ethernet Send Path
OSSD	Safety Output	Bus	Interfaces-Bus A(+)/B(-)
Signal	Signal Output	La	Emitted Light disengageable
Bl_D+/-	Ethernet Gigabit bidirect. data line (A-D)	Mag	Magnet activation
EN0.6542z	Encoder 0-pulse 0-0 (TTL)	RES	Input confirmation
		EDM	Contacting Monitoring
		ENAR6542z	Encoder A/Ā (TTL)
		ENBR6542z	Encoder B/B̄ (TTL)
		ENa	Encoder A
		ENb	Encoder B
		AMIN	Digital output MIN
		AMAX	Digital output MAX
		AOk	Digital output OK
		SY In	Synchronization In
		SY OUT	Synchronisation output
		OLt	Brightness output
		M	Maintenance
		rsv	reserved
		Wire Colors according to DIN IEC 757	
		BK	Black
		BN	Brown
		RD	Red
		OG	Orange
		YE	Yellow
		GN	Green
		BU	Blue
		VT	Violet
		GY	Grey
		WH	White
		PK	Pink
		GNVE	Green/Yellow

Table 1

Detection Range	10 mm	40 mm	100 mm
Light Spot Diameter	2,5 × 7 mm	2,5 × 5 mm	2,5 × 2,5 mm

### Switching Distance Deviation

Typical characteristic curve based on white, 90 % remission



Sr = Switching Distance  
 dSr = Switching Distance Change  
 — black 6 % remission  
 — grey 18 % remission

